

Bridges Comm Assoc

Balance Sheet

Period 01/25/2022

| | 01/2022 | 12/2021 | Net Change |
|---|----------------------------|----------------------------|---------------------------|
| Assets | | | |
| <u>Cash - Operating</u> | | | |
| 100000 CIT Checking | 30,435.98 | 64,227.57 | (33,791.59) |
| 100130 Morgan Stanley Excess Op Cash | 121,796.83 | 121,795.79 | 1.04 |
| <u>Total Cash - Operating</u> | <u>152,232.81</u> | <u>186,023.36</u> | <u>(33,790.55)</u> |
| <u>Cash - Reserves</u> | | | |
| 102350 Morgan Stanley Reserve Cash | 555,567.28 | 546,262.25 | 9,305.03 |
| 102355 Morgan Stanley Reserve Investments | 750,000.00 | 750,000.00 | 0.00 |
| <u>Total Cash - Reserves</u> | <u>1,305,567.28</u> | <u>1,296,262.25</u> | <u>9,305.03</u> |
| <u>Accounts Receivable</u> | | | |
| 110000 Accounts Receivable | 7,049.00 | 6,572.00 | 477.00 |
| <u>Total Accounts Receivable</u> | <u>7,049.00</u> | <u>6,572.00</u> | <u>477.00</u> |
| <i>Total Assets</i> | <u><u>1,464,849.09</u></u> | <u><u>1,488,857.61</u></u> | <u><u>(24,008.52)</u></u> |
| Liabilities & Equity | | | |
| <u>Current Liabilities</u> | | | |
| 210000 Prepaid Assessments | 49,793.53 | 42,201.90 | 7,591.63 |
| <u>Total Current Liabilities</u> | <u>49,793.53</u> | <u>42,201.90</u> | <u>7,591.63</u> |
| <u>Operating Equity</u> | | | |
| 399990 Retained Earnings | 150,393.46 | 231,983.49 | (81,590.03) |
| Current Year Net Income/(Loss) | (40,905.18) | (81,590.03) | 40,684.85 |
| <u>Total Operating Equity</u> | <u>109,488.28</u> | <u>150,393.46</u> | <u>(40,905.18)</u> |
| <u>Reserve Equity</u> | | | |
| 301110 General Replacement | 1,070,037.63 | 1,063,348.63 | 6,689.00 |
| 301290 Interest | 223.03 | 0.00 | 223.03 |
| 310060 CC1R Gen Replacement | 195,795.72 | 193,828.72 | 1,967.00 |
| 320060 CC2R Gen Replacement | 24,119.70 | 23,933.70 | 186.00 |
| 330020 CC3R Gen Replacement | 15,391.20 | 15,151.20 | 240.00 |
| <u>Total Reserve Equity</u> | <u>1,305,567.28</u> | <u>1,296,262.25</u> | <u>9,305.03</u> |
| <i>Total Liabilities & Equity</i> | <u><u>1,464,849.09</u></u> | <u><u>1,488,857.61</u></u> | <u><u>(24,008.52)</u></u> |

Bridges Comm Assoc Budget Comparison

Period 12/26/2021 To 1/25/2022 11:59:00 PM

| Current Month Operating | | | Year to Date Operating | | | | |
|--|-------------------|-------------------|---|-------------------|-------------------|-------------------|---------------------|
| Actual | Budget | \$ Var | Actual | Budget | \$ Var | Annual | |
| Income | | | | | | | |
| <u>Assessments</u> | | | | | | | |
| 125,080.00 | 125,080.00 | 0.00 | | | | | |
| | | | 502000 Assessment Income | 125,080.00 | 125,080.00 | 0.00 | 1,500,960.00 |
| 125,080.00 | 125,080.00 | 0.00 | TOTAL Assessments | 125,080.00 | 125,080.00 | 0.00 | 1,500,960.00 |
| <u>Other Income</u> | | | | | | | |
| 250.00 | 0.00 | 250.00 | | | | | |
| | | | 502980 Collection Reimbursement | 250.00 | 0.00 | 250.00 | 0.00 |
| 1.04 | 0.00 | 1.04 | | | | | |
| | | | 511000 Interest Income | 1.04 | 0.00 | 1.04 | 0.00 |
| 251.04 | 0.00 | 251.04 | TOTAL Other Income | 251.04 | 0.00 | 251.04 | 0.00 |
| 125,331.04 | 125,080.00 | 251.04 | TOTAL Income | 125,331.04 | 125,080.00 | 251.04 | 1,500,960.00 |
| Expense | | | | | | | |
| <u>03 Utilities</u> | | | | | | | |
| 393.87 | 357.00 | (36.87) | | | | | |
| | | | 620000 Electricity | 393.87 | 357.00 | (36.87) | 4,350.00 |
| 11,411.35 | 9,767.00 | (1,644.35) | | | | | |
| | | | 621100 Water Irrigation | 11,411.35 | 9,767.00 | (1,644.35) | 117,270.00 |
| 11,805.22 | 10,124.00 | (1,681.22) | TOTAL 03 Utilities | 11,805.22 | 10,124.00 | (1,681.22) | 121,620.00 |
| <u>04 Common Area Maintenance</u> | | | | | | | |
| 5,055.85 | 1,837.00 | (3,218.85) | | | | | |
| | | | 634000 Repairs & Maintenance | 5,055.85 | 1,837.00 | (3,218.85) | 22,000.00 |
| 1,884.75 | 1,788.00 | (96.75) | | | | | |
| | | | 634052 Private Streets & Driveways | 1,884.75 | 1,788.00 | (96.75) | 21,500.00 |
| 70,026.68 | 70,023.00 | (3.68) | | | | | |
| | | | 634550 Shared Use Expense | 70,026.68 | 70,023.00 | (3.68) | 840,320.00 |
| 2,800.00 | 125.00 | (2,675.00) | | | | | |
| | | | 637000 Pest Control | 2,800.00 | 125.00 | (2,675.00) | 1,500.00 |
| 79,767.28 | 73,773.00 | (5,994.28) | TOTAL 04 Common Area Maintenance | 79,767.28 | 73,773.00 | (5,994.28) | 885,320.00 |
| <u>05 Landscaping</u> | | | | | | | |
| 15,720.70 | 16,663.00 | 942.30 | | | | | |
| | | | 639000 Landscaping | 15,720.70 | 16,663.00 | 942.30 | 200,000.00 |
| 6,790.00 | 1,712.00 | (5,078.00) | | | | | |
| | | | 639070 Landscape Supplies | 6,790.00 | 1,712.00 | (5,078.00) | 20,500.00 |
| 748.67 | 749.00 | 0.33 | | | | | |
| | | | 639200 Tree Service | 748.67 | 749.00 | 0.33 | 20,000.00 |
| 0.00 | 0.00 | 0.00 | | | | | |
| | | | 639255 Tree Spraying | 0.00 | 0.00 | 0.00 | 13,000.00 |
| 0.00 | 0.00 | 0.00 | | | | | |
| | | | 639350 Brush Control | 0.00 | 0.00 | 0.00 | 34,000.00 |

Bridges Comm Assoc Budget Comparison

Period 12/26/2021 To 1/25/2022 11:59:00 PM

| Current Month Operating | | | Year to Date Operating | | | | |
|-------------------------|------------------|--------------------|----------------------------------|------------------|------------------|--------------------|-------------------|
| Actual | Budget | \$ Var | | Actual | Budget | \$ Var | Annual |
| 23,259.37 | 19,124.00 | (4,135.37) | TOTAL 05 Landscaping | 23,259.37 | 19,124.00 | (4,135.37) | 287,500.00 |
| | | | 11 Administration | | | | |
| 2,404.38 | 1,337.00 | (1,067.38) | 650000 Administrative Expenses | 2,404.38 | 1,337.00 | (1,067.38) | 16,000.00 |
| 0.00 | 0.00 | 0.00 | 650825 Annual Meeting | 0.00 | 0.00 | 0.00 | 2,000.00 |
| 0.00 | 12,810.00 | 12,810.00 | 651000 Professional Fees | 0.00 | 12,810.00 | 12,810.00 | 32,160.00 |
| 0.00 | 0.00 | 0.00 | 651550 Review /Audit Fee | 0.00 | 0.00 | 0.00 | 1,000.00 |
| 0.00 | 292.00 | 292.00 | 651750 Legal Fees | 0.00 | 292.00 | 292.00 | 3,500.00 |
| 250.00 | 75.00 | (175.00) | 651800 Collection Expense | 250.00 | 75.00 | (175.00) | 900.00 |
| 1,650.00 | 800.00 | (850.00) | 651850 Reserve Study | 1,650.00 | 800.00 | (850.00) | 800.00 |
| 593.08 | 845.00 | 251.92 | 654000 Insurance | 593.08 | 845.00 | 251.92 | 10,140.00 |
| 0.00 | 0.00 | 0.00 | 657000 Social Fund | 0.00 | 0.00 | 0.00 | 19,500.00 |
| 2,850.00 | 2,850.00 | 0.00 | 661000 Property Management | 2,850.00 | 2,850.00 | 0.00 | 34,197.00 |
| 500.00 | 500.00 | 0.00 | 661030 Arch Maintenance Fee | 500.00 | 500.00 | 0.00 | 6,000.00 |
| 8,247.46 | 19,509.00 | 11,261.54 | TOTAL 11 Administration | 8,247.46 | 19,509.00 | 11,261.54 | 126,197.00 |
| | | | 21 Cost Center 1 | | | | |
| (19,352.00) | (19,352.00) | 0.00 | 810000 CC1 Income - The Villas | (19,352.00) | (19,352.00) | 0.00 | (232,224.00) |
| 77.56 | 87.00 | 9.44 | 810080 CC1 Electricity | 77.56 | 87.00 | 9.44 | 1,000.00 |
| 26,960.00 | 1,750.00 | (25,210.00) | 810110 CC1 Lndscp Supplies | 26,960.00 | 1,750.00 | (25,210.00) | 21,000.00 |
| 4,336.81 | 3,067.00 | (1,269.81) | 810180 CC1 Water | 4,336.81 | 3,067.00 | (1,269.81) | 36,782.00 |
| 8,800.00 | 9,064.00 | 264.00 | 810280 CC1 Landscaping | 8,800.00 | 9,064.00 | 264.00 | 108,768.00 |
| 400.00 | 400.00 | 0.00 | 810340 CC1 Management Fee | 400.00 | 400.00 | 0.00 | 4,800.00 |
| 4,140.00 | 538.00 | (3,602.00) | 810370 CC1 Repairs & Maintenance | 4,140.00 | 538.00 | (3,602.00) | 6,500.00 |
| 4,970.95 | 4,971.00 | 0.05 | 810420 CC1 Tree Trimming | 4,970.95 | 4,971.00 | 0.05 | 29,770.00 |
| 1,967.00 | 1,967.00 | 0.00 | 910060 CC1R Gen Replacement | 1,967.00 | 1,967.00 | 0.00 | 23,604.00 |
| 32,300.32 | 2,492.00 | (29,808.32) | TOTAL 21 Cost Center 1 | 32,300.32 | 2,492.00 | (29,808.32) | 0.00 |
| | | | 22 Cost Center 2 | | | | |
| (3,751.00) | (3,751.00) | 0.00 | 820000 CC2 Income - The Groves | (3,751.00) | (3,751.00) | 0.00 | (45,012.00) |

Bridges Comm Assoc Budget Comparison

Period 12/26/2021 To 1/25/2022 11:59:00 PM

| Current Month Operating | | | Year to Date Operating | | | | |
|-------------------------|-------------------|--------------------|--|--------------------|-------------------|--------------------|---------------------|
| Actual | Budget | \$ Var | | Actual | Budget | \$ Var | Annual |
| 6,404.54 | 1,962.00 | (4,442.54) | 820050 CC2 Water | 6,404.54 | 1,962.00 | (4,442.54) | 23,500.00 |
| 12.03 | 14.00 | 1.97 | 820070 CC2 Electricity | 12.03 | 14.00 | 1.97 | 135.00 |
| 1,300.00 | 1,300.00 | 0.00 | 820210 CC2 Landscaping | 1,300.00 | 1,300.00 | 0.00 | 15,600.00 |
| 300.00 | 300.00 | 0.00 | 820260 CC2 Management Fee | 300.00 | 300.00 | 0.00 | 3,600.00 |
| 186.00 | 186.00 | 0.00 | 920060 CC2R Gen Replacement | 186.00 | 186.00 | 0.00 | 2,177.00 |
| 4,451.57 | 11.00 | (4,440.57) | TOTAL 22 Cost Center 2 | 4,451.57 | 11.00 | (4,440.57) | 0.00 |
| | | | <u>23 Cost Center 3</u> | | | | |
| (624.00) | (720.00) | (96.00) | 830000 CC3 Income - The Tennis Center | (624.00) | (720.00) | (96.00) | (8,640.00) |
| 0.00 | 20.00 | 20.00 | 830030 CC3 Electricity | 0.00 | 20.00 | 20.00 | 240.00 |
| 0.00 | 60.00 | 60.00 | 830040 CC3 Water | 0.00 | 60.00 | 60.00 | 720.00 |
| 0.00 | 300.00 | 300.00 | 830080 CC3 Landscaping | 0.00 | 300.00 | 300.00 | 3,600.00 |
| 100.00 | 100.00 | 0.00 | 830210 CC3 Management Fee | 100.00 | 100.00 | 0.00 | 1,200.00 |
| 240.00 | 240.00 | 0.00 | 930020 CC3R Gen Replacement | 240.00 | 240.00 | 0.00 | 2,880.00 |
| (284.00) | 0.00 | 284.00 | TOTAL 23 Cost Center 3 | (284.00) | 0.00 | 284.00 | 0.00 |
| | | | <u>50 Reserve Contributions</u> | | | | |
| 6,689.00 | 6,689.00 | 0.00 | 901110 General Replacement | 6,689.00 | 6,689.00 | 0.00 | 80,323.00 |
| 6,689.00 | 6,689.00 | 0.00 | TOTAL 50 Reserve Contributions | 6,689.00 | 6,689.00 | 0.00 | 80,323.00 |
| 166,236.22 | 131,722.00 | (34,514.22) | TOTAL Expense | 166,236.22 | 131,722.00 | (34,514.22) | 1,500,960.00 |
| (40,905.18) | (6,642.00) | (34,263.18) | Net Income/(Loss) | (40,905.18) | (6,642.00) | (34,263.18) | 0.00 |

Annualized Income Statement Act & Budget
Bridges Comm Assoc

Posted 12/26/2021 To 1/25/2022 11:59:00 PM

Operating

| | January | February | March | April | May | June | July | August | September | October | November | December | Total | Budget |
|--|-------------------|-------------------|-------------------|-------------------|-------------------|-------------------|-------------------|-------------------|-------------------|-------------------|-------------------|-------------------|---------------------|---------------------|
| INCOME | | | | | | | | | | | | | | |
| <u>Assessments</u> | | | | | | | | | | | | | | |
| Assessment Income | 125,080.00 | 125,080.00 | 125,080.00 | 125,080.00 | 125,080.00 | 125,080.00 | 125,080.00 | 125,080.00 | 125,080.00 | 125,080.00 | 125,080.00 | 125,080.00 | 1,500,960.00 | 1,500,960.00 |
| TOTAL Assessments | 125,080.00 | 125,080.00 | 125,080.00 | 125,080.00 | 125,080.00 | 125,080.00 | 125,080.00 | 125,080.00 | 125,080.00 | 125,080.00 | 125,080.00 | 125,080.00 | 1,500,960.00 | 1,500,960.00 |
| <u>Other Income</u> | | | | | | | | | | | | | | |
| Late Charges | 0.00 | 0.00 | 0.00 | 0.00 | 0.00 | 0.00 | 0.00 | 0.00 | 0.00 | 0.00 | 0.00 | 0.00 | 0.00 | 0.00 |
| Collection Reimbursement | 250.00 | 0.00 | 0.00 | 0.00 | 0.00 | 0.00 | 0.00 | 0.00 | 0.00 | 0.00 | 0.00 | 0.00 | 250.00 | 0.00 |
| Interest Income | 1.04 | 0.00 | 0.00 | 0.00 | 0.00 | 0.00 | 0.00 | 0.00 | 0.00 | 0.00 | 0.00 | 0.00 | 1.04 | 0.00 |
| TOTAL Other Income | 251.04 | 0.00 | 0.00 | 0.00 | 0.00 | 0.00 | 0.00 | 0.00 | 0.00 | 0.00 | 0.00 | 0.00 | 251.04 | 0.00 |
| TOTAL INCOME | 125,331.04 | 125,080.00 | 125,080.00 | 125,080.00 | 125,080.00 | 125,080.00 | 125,080.00 | 125,080.00 | 125,080.00 | 125,080.00 | 125,080.00 | 125,080.00 | 1,501,211.04 | 1,500,960.00 |
| EXPENSES | | | | | | | | | | | | | | |
| <u>03 Utilities</u> | | | | | | | | | | | | | | |
| Electricity | 393.87 | 363.00 | 363.00 | 363.00 | 363.00 | 363.00 | 363.00 | 363.00 | 363.00 | 363.00 | 363.00 | 363.00 | 4,386.87 | 4,350.00 |
| Water Irrigation | 11,411.35 | 9,773.00 | 9,773.00 | 9,773.00 | 9,773.00 | 9,773.00 | 9,773.00 | 9,773.00 | 9,773.00 | 9,773.00 | 9,773.00 | 9,773.00 | 118,914.35 | 117,270.00 |
| TOTAL 03 Utilities | 11,805.22 | 10,136.00 | 10,136.00 | 10,136.00 | 10,136.00 | 10,136.00 | 10,136.00 | 10,136.00 | 10,136.00 | 10,136.00 | 10,136.00 | 10,136.00 | 123,301.22 | 121,620.00 |
| <u>04 Common Area Maintenance</u> | | | | | | | | | | | | | | |
| Repairs & Maintenance | 5,055.85 | 1,833.00 | 1,833.00 | 1,833.00 | 1,833.00 | 1,833.00 | 1,833.00 | 1,833.00 | 1,833.00 | 1,833.00 | 1,833.00 | 1,833.00 | 25,218.85 | 22,000.00 |
| Private Streets & Driveway | 1,884.75 | 1,792.00 | 1,792.00 | 1,792.00 | 1,792.00 | 1,792.00 | 1,792.00 | 1,792.00 | 1,792.00 | 1,792.00 | 1,792.00 | 1,792.00 | 21,596.75 | 21,500.00 |
| Shared Use Expense | 70,026.68 | 70,027.00 | 70,027.00 | 70,027.00 | 70,027.00 | 70,027.00 | 70,027.00 | 70,027.00 | 70,027.00 | 70,027.00 | 70,027.00 | 70,027.00 | 840,323.68 | 840,320.00 |
| Pest Control | 2,800.00 | 125.00 | 125.00 | 125.00 | 125.00 | 125.00 | 125.00 | 125.00 | 125.00 | 125.00 | 125.00 | 125.00 | 4,175.00 | 1,500.00 |
| TOTAL 04 Common Area M | 79,767.28 | 73,777.00 | 73,777.00 | 73,777.00 | 73,777.00 | 73,777.00 | 73,777.00 | 73,777.00 | 73,777.00 | 73,777.00 | 73,777.00 | 73,777.00 | 891,314.28 | 885,320.00 |
| <u>05 Landscaping</u> | | | | | | | | | | | | | | |
| Landscaping | 15,720.70 | 16,667.00 | 16,667.00 | 16,667.00 | 16,667.00 | 16,667.00 | 16,667.00 | 16,667.00 | 16,667.00 | 16,667.00 | 16,667.00 | 16,667.00 | 199,057.70 | 200,000.00 |
| Landscape Supplies | 6,790.00 | 1,708.00 | 1,708.00 | 1,708.00 | 1,708.00 | 1,708.00 | 1,708.00 | 1,708.00 | 1,708.00 | 1,708.00 | 1,708.00 | 1,708.00 | 25,578.00 | 20,500.00 |
| Tree Service | 748.67 | 0.00 | 0.00 | 0.00 | 0.00 | 0.00 | 0.00 | 0.00 | 0.00 | 0.00 | 0.00 | 19,251.00 | 19,999.67 | 20,000.00 |
| Tree Spraying | 0.00 | 0.00 | 0.00 | 0.00 | 0.00 | 0.00 | 0.00 | 0.00 | 0.00 | 0.00 | 0.00 | 13,000.00 | 13,000.00 | 13,000.00 |
| Brush Control | 0.00 | 0.00 | 0.00 | 0.00 | 0.00 | 0.00 | 0.00 | 0.00 | 0.00 | 0.00 | 0.00 | 34,000.00 | 34,000.00 | 34,000.00 |
| TOTAL 05 Landscaping | 23,259.37 | 18,375.00 | 18,375.00 | 18,375.00 | 18,375.00 | 18,375.00 | 18,375.00 | 18,375.00 | 18,375.00 | 18,375.00 | 18,375.00 | 84,626.00 | 291,635.37 | 287,500.00 |
| <u>11 Administration</u> | | | | | | | | | | | | | | |
| Administrative Expenses | 2,404.38 | 1,333.00 | 1,333.00 | 1,333.00 | 1,333.00 | 1,333.00 | 1,333.00 | 1,333.00 | 1,333.00 | 1,333.00 | 1,333.00 | 1,333.00 | 17,067.38 | 16,000.00 |

Annualized Income Statement Act & Budget

Bridges Comm Assoc

Posted 12/26/2021 To 1/25/2022 11:59:00 PM

Operating

| | January | February | March | April | May | June | July | August | September | October | November | December | Total | Budget |
|--------------------------------|------------------|-------------------|-------------------|-------------------|-------------------|-------------------|-------------------|-------------------|-------------------|-------------------|-------------------|------------------|-------------------|-------------------|
| Annual Meeting | 0.00 | 0.00 | 0.00 | 0.00 | 0.00 | 0.00 | 0.00 | 0.00 | 0.00 | 0.00 | 0.00 | 2,000.00 | 2,000.00 | 2,000.00 |
| Professional Fees | 0.00 | 2,680.00 | 1,667.00 | 1,667.00 | 1,667.00 | 1,667.00 | 1,667.00 | 1,667.00 | 1,667.00 | 1,667.00 | 1,667.00 | 1,667.00 | 19,350.00 | 32,160.00 |
| Bank Charges | 0.00 | 0.00 | 0.00 | 0.00 | 0.00 | 0.00 | 0.00 | 0.00 | 0.00 | 0.00 | 0.00 | 0.00 | 0.00 | 0.00 |
| Review /Audit Fee | 0.00 | 0.00 | 0.00 | 0.00 | 0.00 | 0.00 | 0.00 | 0.00 | 0.00 | 0.00 | 0.00 | 1,000.00 | 1,000.00 | 1,000.00 |
| Legal Fees | 0.00 | 288.00 | 292.00 | 292.00 | 292.00 | 292.00 | 292.00 | 292.00 | 292.00 | 292.00 | 292.00 | 292.00 | 3,208.00 | 3,500.00 |
| Collection Expense | 250.00 | 75.00 | 75.00 | 75.00 | 75.00 | 75.00 | 75.00 | 75.00 | 75.00 | 75.00 | 75.00 | 75.00 | 1,075.00 | 900.00 |
| Reserve Study | 1,650.00 | 0.00 | 0.00 | 0.00 | 0.00 | 0.00 | 0.00 | 0.00 | 0.00 | 0.00 | 0.00 | 0.00 | 1,650.00 | 800.00 |
| Insurance | 593.08 | 845.00 | 845.00 | 845.00 | 845.00 | 845.00 | 845.00 | 845.00 | 845.00 | 845.00 | 845.00 | 845.00 | 9,888.08 | 10,140.00 |
| Social Fund | 0.00 | 0.00 | 0.00 | 0.00 | 0.00 | 0.00 | 0.00 | 0.00 | 0.00 | 0.00 | 0.00 | 19,500.00 | 19,500.00 | 19,500.00 |
| Property Management | 2,850.00 | 2,850.00 | 2,847.00 | 2,850.00 | 2,850.00 | 2,850.00 | 2,850.00 | 2,850.00 | 2,850.00 | 2,850.00 | 2,850.00 | 2,850.00 | 34,197.00 | 34,197.00 |
| Arch Maintenance Fee | 500.00 | 500.00 | 500.00 | 500.00 | 500.00 | 500.00 | 500.00 | 500.00 | 500.00 | 500.00 | 500.00 | 500.00 | 6,000.00 | 6,000.00 |
| TOTAL 11 Administration | 8,247.46 | 8,571.00 | 7,559.00 | 7,562.00 | 7,562.00 | 7,562.00 | 7,562.00 | 7,562.00 | 7,562.00 | 7,562.00 | 7,562.00 | 30,062.00 | 114,935.46 | 126,197.00 |
| 21 Cost Center 1 | | | | | | | | | | | | | | |
| CC1 Income - The Villas | (19,352.00) | (19,352.00) | (19,352.00) | (19,352.00) | (19,352.00) | (19,352.00) | (19,352.00) | (19,352.00) | (19,352.00) | (19,352.00) | (19,352.00) | (19,352.00) | (232,224.00) | (232,224.00) |
| CC1 Electricity | 77.56 | 83.00 | 83.00 | 83.00 | 83.00 | 83.00 | 83.00 | 83.00 | 83.00 | 83.00 | 83.00 | 83.00 | 990.56 | 1,000.00 |
| CC1 Lndscp Supplies | 26,960.00 | 1,750.00 | 1,750.00 | 1,750.00 | 1,750.00 | 1,750.00 | 1,750.00 | 1,750.00 | 1,750.00 | 1,750.00 | 1,750.00 | 1,750.00 | 46,210.00 | 21,000.00 |
| CC1 Water | 4,336.81 | 3,065.00 | 3,065.00 | 3,065.00 | 3,065.00 | 3,065.00 | 3,065.00 | 3,065.00 | 3,065.00 | 3,065.00 | 3,065.00 | 3,065.00 | 38,051.81 | 36,782.00 |
| CC1 Landscaping | 8,800.00 | 9,064.00 | 9,064.00 | 9,064.00 | 9,064.00 | 9,064.00 | 9,064.00 | 9,064.00 | 9,064.00 | 9,064.00 | 9,064.00 | 9,064.00 | 108,504.00 | 108,768.00 |
| CC1 Management Fee | 400.00 | 400.00 | 400.00 | 400.00 | 400.00 | 400.00 | 400.00 | 400.00 | 400.00 | 400.00 | 400.00 | 400.00 | 4,800.00 | 4,800.00 |
| CC1 Repairs & Maintenanc | 4,140.00 | 542.00 | 542.00 | 542.00 | 542.00 | 542.00 | 542.00 | 542.00 | 542.00 | 542.00 | 542.00 | 542.00 | 10,102.00 | 6,500.00 |
| CC1 Tree Trimming | 4,970.95 | 0.00 | 0.00 | 0.00 | 0.00 | 0.00 | 0.00 | 0.00 | 0.00 | 0.00 | 0.00 | 24,799.00 | 29,769.95 | 29,770.00 |
| CC1R Gen Replacement | 1,967.00 | 1,967.00 | 1,967.00 | 1,967.00 | 1,967.00 | 1,967.00 | 1,967.00 | 1,967.00 | 1,967.00 | 1,967.00 | 1,967.00 | 1,967.00 | 23,604.00 | 23,604.00 |
| TOTAL 21 Cost Center 1 | 32,300.32 | (2,481.00) | (2,481.00) | (2,481.00) | (2,481.00) | (2,481.00) | (2,481.00) | (2,481.00) | (2,481.00) | (2,481.00) | (2,481.00) | 22,318.00 | 29,808.32 | 0.00 |
| 22 Cost Center 2 | | | | | | | | | | | | | | |
| CC2 Income - The Groves | (3,751.00) | (3,751.00) | (3,751.00) | (3,751.00) | (3,751.00) | (3,751.00) | (3,751.00) | (3,751.00) | (3,751.00) | (3,751.00) | (3,751.00) | (3,751.00) | (45,012.00) | (45,012.00) |
| CC2 Water | 6,404.54 | 1,958.00 | 1,958.00 | 1,958.00 | 1,958.00 | 1,958.00 | 1,958.00 | 1,958.00 | 1,958.00 | 1,958.00 | 1,958.00 | 1,958.00 | 27,942.54 | 23,500.00 |
| CC2 Electricity | 12.03 | 11.00 | 11.00 | 11.00 | 11.00 | 11.00 | 11.00 | 11.00 | 11.00 | 11.00 | 11.00 | 11.00 | 133.03 | 135.00 |
| CC2 Landscaping | 1,300.00 | 1,300.00 | 1,300.00 | 1,300.00 | 1,300.00 | 1,300.00 | 1,300.00 | 1,300.00 | 1,300.00 | 1,300.00 | 1,300.00 | 1,300.00 | 15,600.00 | 15,600.00 |
| CC2 Management Fee | 300.00 | 300.00 | 300.00 | 300.00 | 300.00 | 300.00 | 300.00 | 300.00 | 300.00 | 300.00 | 300.00 | 300.00 | 3,600.00 | 3,600.00 |
| CC2R Gen Replacement | 186.00 | 181.00 | 181.00 | 181.00 | 181.00 | 181.00 | 181.00 | 181.00 | 181.00 | 181.00 | 181.00 | 181.00 | 2,177.00 | 2,177.00 |

Annualized Income Statement Act & Budget
Bridges Comm Assoc

Posted 12/26/2021 To 1/25/2022 11:59:00 PM

| Operating | | | | | | | | | | | | | | |
|---------------------------------|-------------|------------|------------|------------|------------|------------|------------|------------|------------|------------|------------|------------|--------------|--------------|
| | January | February | March | April | May | June | July | August | September | October | November | December | Total | Budget |
| TOTAL 22 Cost Center 2 | 4,451.57 | (1.00) | (1.00) | (1.00) | (1.00) | (1.00) | (1.00) | (1.00) | (1.00) | (1.00) | (1.00) | (1.00) | 4,440.57 | 0.00 |
| 23 Cost Center 3 | | | | | | | | | | | | | | |
| CC3 Income - The Tennis C | (624.00) | (720.00) | (720.00) | (720.00) | (720.00) | (720.00) | (720.00) | (720.00) | (720.00) | (720.00) | (720.00) | (720.00) | (8,544.00) | (8,640.00) |
| CC3 Electricity | 0.00 | 20.00 | 20.00 | 20.00 | 20.00 | 20.00 | 20.00 | 20.00 | 20.00 | 20.00 | 20.00 | 20.00 | 220.00 | 240.00 |
| CC3 Water | 0.00 | 60.00 | 60.00 | 60.00 | 60.00 | 60.00 | 60.00 | 60.00 | 60.00 | 60.00 | 60.00 | 60.00 | 660.00 | 720.00 |
| CC3 Landscaping | 0.00 | 300.00 | 300.00 | 300.00 | 300.00 | 300.00 | 300.00 | 300.00 | 300.00 | 300.00 | 300.00 | 300.00 | 3,300.00 | 3,600.00 |
| CC3 Management Fee | 100.00 | 100.00 | 100.00 | 100.00 | 100.00 | 100.00 | 100.00 | 100.00 | 100.00 | 100.00 | 100.00 | 100.00 | 1,200.00 | 1,200.00 |
| CC3R Gen Replacement | 240.00 | 240.00 | 240.00 | 240.00 | 240.00 | 240.00 | 240.00 | 240.00 | 240.00 | 240.00 | 240.00 | 240.00 | 2,880.00 | 2,880.00 |
| TOTAL 23 Cost Center 3 | (284.00) | 0.00 | 0.00 | 0.00 | 0.00 | 0.00 | 0.00 | 0.00 | 0.00 | 0.00 | 0.00 | 0.00 | (284.00) | 0.00 |
| 50 Reserve Contributions | | | | | | | | | | | | | | |
| General Replacement | 6,689.00 | 6,694.00 | 6,694.00 | 6,694.00 | 6,694.00 | 6,694.00 | 6,694.00 | 6,694.00 | 6,694.00 | 6,694.00 | 6,694.00 | 6,694.00 | 80,323.00 | 80,323.00 |
| TOTAL 50 Reserve Contrib | 6,689.00 | 6,694.00 | 6,694.00 | 6,694.00 | 6,694.00 | 6,694.00 | 6,694.00 | 6,694.00 | 6,694.00 | 6,694.00 | 6,694.00 | 6,694.00 | 80,323.00 | 80,323.00 |
| TOTAL EXPENSES | 166,236.22 | 115,071.00 | 114,059.00 | 114,062.00 | 114,062.00 | 114,062.00 | 114,062.00 | 114,062.00 | 114,062.00 | 114,062.00 | 114,062.00 | 227,612.00 | 1,535,474.22 | 1,500,960.00 |
| Net Revenue / Expense | (40,905.18) | 10,009.00 | 11,021.00 | 11,018.00 | 11,018.00 | 11,018.00 | 11,018.00 | 11,018.00 | 11,018.00 | 11,018.00 | 11,018.00 | 102,532.00 | (34,263.18) | 0.00 |

Statement of Cash Flow

Wednesday, February 23, 2022

14:55

Posted 12/26/2021 To 1/25/2022 11:59:00 PM

Bridges Comm Assoc

Cash Flows from Operating Activities

| | |
|---|--------------------|
| Current Year Net Income/(Loss) | (40,905.18) |
| Add(Deduct) to reconcile Net Income to Net Cash Flow | |
| Changes in Current Assets | |
| Accounts Receivable | (477.00) |
| Subtotal Changes in Current Assets | (477.00) |
| Changes in Current Liabilities | |
| Prepaid Assessments | 7,591.63 |
| Subtotal Changes in Current Liabilities | 7,591.63 |
| Net Increase (Decrease) in Cash | (33,790.55) |
| Cash, Beginning of Month | 186,023.36 |
| Cash, End of Month | 152,232.81 |

Posted Date 01/25/2022

Bridges Comm Assoc

| Acct # | Type | Status | Resident Contact | Current | 30 - 59 Days | 60 - 89 Days | >90 Days | Balance |
|---------------|-------|-------------------------|-----------------------------|----------|--------------|--------------|----------|----------|
| 223171 | Owner | Intent to Lien | Pure,Pamela J | 993.00 | 828.00 | 853.00 | 853.00 | 3,527.00 |
| 107820 | Owner | | Harris,David | 670.00 | 0.00 | 0.00 | 0.00 | 670.00 |
| 140565 | Owner | | Aswad ,Peter | 565.00 | 0.00 | 0.00 | 0.00 | 565.00 |
| 107739 | Owner | 30 Day Right To Dispute | Zizka III,Robert | 565.00 | 0.00 | 0.00 | 0.00 | 565.00 |
| 233371 | Owner | 30 Day Right To Dispute | 18363 Calle La Serra,LLC | 565.00 | 0.00 | 0.00 | 0.00 | 565.00 |
| 221885 | Owner | | 6368 Calle Ponte Bella LLC, | 540.00 | 0.00 | 0.00 | 0.00 | 540.00 |
| 107654 | Owner | | Marsh,Christopher | 75.00 | 35.00 | 0.00 | 0.00 | 110.00 |
| 164980 | Owner | | Stockmal,Craig H | 0.00 | 0.00 | 0.00 | 42.00 | 42.00 |
| 208894 | Owner | | Newell,Susan Korba | 40.00 | 0.00 | 0.00 | 0.00 | 40.00 |
| 211371 | Owner | | Oh,Margaret M | 40.00 | 0.00 | 0.00 | 0.00 | 40.00 |
| 225581 | Owner | | Alamos Americas LLC, | 40.00 | 0.00 | 0.00 | 0.00 | 40.00 |
| 234148 | Owner | | Lefton,Trust | 40.00 | 0.00 | 0.00 | 0.00 | 40.00 |
| 233990 | Owner | | Hoffman,Trust | 40.00 | 0.00 | 0.00 | 0.00 | 40.00 |
| 140786 | Owner | | Maiolino,Rosario P | 0.00 | 35.00 | 0.00 | 0.00 | 35.00 |
| 107846 | Owner | | Tapper,Jane L | 15.00 | 0.00 | 0.00 | 0.00 | 15.00 |
| 235857 | Owner | | Tahl,Anthony | 15.00 | 0.00 | 0.00 | 0.00 | 15.00 |
| 235067 | Owner | | Harris,Ronald J | 15.00 | 0.00 | 0.00 | 0.00 | 15.00 |
| 230510 | Owner | | Coykendall,Trust | 15.00 | 0.00 | 0.00 | 0.00 | 15.00 |
| 219343 | Owner | | Ostlund,Trust | 15.00 | 0.00 | 0.00 | 0.00 | 15.00 |
| 233623 | Owner | | Ting,Trust | 15.00 | 0.00 | 0.00 | 0.00 | 15.00 |
| 233000 | Owner | | Ayers,Robert L | 15.00 | 0.00 | 0.00 | 0.00 | 15.00 |
| 233161 | Owner | | Guy,Trust | 15.00 | 0.00 | 0.00 | 0.00 | 15.00 |
| 233906 | Owner | | Murphy,William H | 15.00 | 0.00 | 0.00 | 0.00 | 15.00 |
| 210160 | Owner | | Roeglin,Gene | 15.00 | 0.00 | 0.00 | 0.00 | 15.00 |
| 210362 | Owner | | Meyers,Trust | 15.00 | 0.00 | 0.00 | 0.00 | 15.00 |
| 222029 | Owner | | Annaloro,John C | 15.00 | 0.00 | 0.00 | 0.00 | 15.00 |
| 212158 | Owner | | Bushman,Trust | 15.00 | 0.00 | 0.00 | 0.00 | 15.00 |
| 195530 | Owner | | Kil III,Harry Skip | 15.00 | 0.00 | 0.00 | 0.00 | 15.00 |
| 233813 | Owner | | Westfall,Kevin P | 0.00 | 10.00 | 0.00 | 0.00 | 10.00 |
| 107652 | Owner | | Butler,Charles | 0.00 | 10.00 | 0.00 | 0.00 | 10.00 |
| Count: | 30 | | | 4,383.00 | 918.00 | 853.00 | 895.00 | 7,049.00 |

Property Totals

| # Units | # Builder | # Resident | # Owners | # Offsite | Owner Ratio |
|---------|-----------|------------|----------|-----------|-------------|
| 239 | 0 | 238 | 146 | 92 | 61.34% |

Charge Code Summary

| Description | G/L Acct # | Amount |
|--------------------------|------------|----------|
| 30 Day Right To Dispute | 110000 | 50.00 |
| Assessment | 110000 | 4,432.00 |
| Bank Returned Item Fee | 110000 | 10.00 |
| Cost Center 1 Assessment | 110000 | 1,477.00 |
| Cost Center 3 Assessment | 110000 | 15.00 |

Aging Delinquency

Wednesday, February 23, 2022

14:55

Posted Date 01/25/2022

Bridges Comm Assoc

| Acct # | Type | Status | Resident Contact | Current | 30 - 59 Days | 60 - 89 Days | >90 Days | Balance |
|--------|------------------|-------------|------------------|-----------------|--------------|--------------|----------|---------|
| | Courtesy | Late Notice | 110000 | 175.00 | | | | |
| | Intent To Lien | Fee | 110000 | 125.00 | | | | |
| | Late Fee | | 110000 | 140.00 | | | | |
| | NSF Fee | | 110000 | 25.00 | | | | |
| | Returned Payment | | 110000 | 600.00 | | | | |
| | | | | <u>7,049.00</u> | | | | |

Aging Prepaid

Wednesday, February 23, 2022

14:55

Posted Date 01/25/2022

Bridges Comm Assoc

| Acct # | Type | Status | Resident Contact | Current | 30 - 59 Days | 60 - 89 Days | >90 Days | Balance |
|--------|-------|--------|-----------------------------|-----------|--------------|--------------|----------|-----------|
| 107673 | Owner | | Gordon,Michael | -55.00 | 0.00 | 0.00 | 0.00 | -55.00 |
| 216156 | Owner | | Susman,Rosamund D | 0.00 | 0.00 | -152.65 | 0.00 | -152.65 |
| 107727 | Owner | | Kennedy,John | -480.00 | 0.00 | 0.00 | 0.00 | -480.00 |
| 160719 | Owner | | Pfleger,Trust | -500.00 | 0.00 | 0.00 | 0.00 | -500.00 |
| 230614 | Owner | | Kelly,Scott | -500.00 | 0.00 | 0.00 | 0.00 | -500.00 |
| 200091 | Owner | | Robros LLC, | -500.00 | 0.00 | 0.00 | 0.00 | -500.00 |
| 238326 | Owner | | Glover,Trust | -500.00 | 0.00 | 0.00 | 0.00 | -500.00 |
| 150675 | Owner | | Bernard,Trust | -504.00 | 0.00 | 0.00 | 0.00 | -504.00 |
| 107803 | Owner | | Bringas,Mercedes Romero | -515.00 | 0.00 | 0.00 | 0.00 | -515.00 |
| 132879 | Owner | | Lewis,Richard Alan | -515.00 | 0.00 | 0.00 | 0.00 | -515.00 |
| 235219 | Owner | | O'Brien,Trust | -515.00 | 0.00 | 0.00 | 0.00 | -515.00 |
| 184732 | Owner | | The Kim Family Trust, | -515.00 | 0.00 | 0.00 | 0.00 | -515.00 |
| 231412 | Owner | | Adkinson,Trust | -515.00 | 0.00 | 0.00 | 0.00 | -515.00 |
| 216671 | Owner | | Labrum Trust, | 0.00 | 0.00 | 0.00 | -515.00 | -515.00 |
| 107795 | Owner | | Douglas Revocable | 0.00 | 0.00 | 0.00 | -525.00 | -525.00 |
| 138087 | Owner | | Bates Living Trust, | -530.00 | 0.00 | 0.00 | 0.00 | -530.00 |
| 207063 | Owner | | JVSNA LLC, | -530.00 | 0.00 | 0.00 | 0.00 | -530.00 |
| 231747 | Owner | | Webster,Trust | -530.00 | 0.00 | 0.00 | 0.00 | -530.00 |
| 188564 | Owner | | AVJD, | -530.00 | 0.00 | 0.00 | 0.00 | -530.00 |
| 234324 | Owner | | Rose,Trust | -530.00 | 0.00 | 0.00 | 0.00 | -530.00 |
| 234464 | Owner | | McKeefry,Susan Jo | -530.00 | 0.00 | 0.00 | 0.00 | -530.00 |
| 196322 | Owner | | Christopher,Michael E | -50.00 | -500.00 | 0.00 | 0.00 | -550.00 |
| 210189 | Owner | | All Channels Media Holdings | -438.00 | -115.00 | 0.00 | 0.00 | -553.00 |
| 211593 | Owner | | Hoffman,Trust | -515.00 | -69.00 | 0.00 | 0.00 | -584.00 |
| 233624 | Owner | | Jaybird (Russell),Trust | -600.00 | 0.00 | 0.00 | 0.00 | -600.00 |
| 211774 | Owner | | Glomsrud,Trust | 0.00 | 0.00 | 0.00 | -741.00 | -741.00 |
| 229721 | Owner | | Kanter,Trust | -778.00 | 0.00 | 0.00 | 0.00 | -778.00 |
| 234721 | Owner | | Terrana,Trust | -778.00 | 0.00 | 0.00 | 0.00 | -778.00 |
| 145582 | Owner | | Beltran,Robert R | 0.00 | 0.00 | 0.00 | -805.00 | -805.00 |
| 107685 | Owner | | Stamper Trustee,Jerry L | -818.00 | 0.00 | 0.00 | 0.00 | -818.00 |
| 168118 | Owner | | Leibowitz,Trust | -818.00 | 0.00 | 0.00 | 0.00 | -818.00 |
| 156636 | Owner | | Blansett,William T | 0.00 | 0.00 | 0.00 | -825.00 | -825.00 |
| 139866 | Owner | | Alhamrani,Ann M | -825.00 | 0.00 | 0.00 | 0.00 | -825.00 |
| 238373 | Owner | | Lyles,Robert A | -858.00 | 0.00 | 0.00 | 0.00 | -858.00 |
| 237888 | Owner | | Risoleo,James F | -860.63 | 0.00 | 0.00 | 0.00 | -860.63 |
| 107757 | Owner | | Shane Ryan Properties LLC, | -928.00 | 0.00 | 0.00 | 0.00 | -928.00 |
| 107777 | Owner | | Matranga,Trust | 0.00 | -1,015.00 | 0.00 | 0.00 | -1,015.00 |
| 153591 | Owner | | L & S Holdings,Trust | -1,015.00 | 0.00 | 0.00 | 0.00 | -1,015.00 |
| 206832 | Owner | | Matranga,Trust | 0.00 | -1,015.00 | 0.00 | 0.00 | -1,015.00 |
| 107737 | Owner | | Weissman,Stewart J | -15.00 | -1,030.00 | 0.00 | 0.00 | -1,045.00 |
| 178225 | Owner | | Friedman,Stanley F | -1,060.00 | 0.00 | 0.00 | 0.00 | -1,060.00 |
| 210188 | Owner | | Williams ,Dennis B | -525.00 | -525.00 | -525.00 | -45.00 | -1,620.00 |
| 225412 | Owner | | Lunaria,Trust | -2,650.00 | 0.00 | 0.00 | 0.00 | -2,650.00 |

Aging Prepaid

Wednesday, February 23, 2022

14:55

Posted Date 01/25/2022

Bridges Comm Assoc

| Acct # | Type | Status | Resident Contact | Current | 30 - 59 Days | 60 - 89 Days | >90 Days | Balance |
|---------------|-------|--------|--------------------------|------------|--------------|--------------|-----------|------------|
| 206754 | Owner | | Phillips,Trust | 0.00 | -2,650.00 | 0.00 | 0.00 | -2,650.00 |
| 107782 | Owner | | Abrams,Kenneth Lee | 0.00 | 0.00 | 0.00 | -3,060.25 | -3,060.25 |
| 230238 | Owner | | Howerton,Trust | -4,770.00 | 0.00 | 0.00 | 0.00 | -4,770.00 |
| 135138 | Owner | | Watanabe Consulting LLC, | -8,585.00 | 0.00 | 0.00 | 0.00 | -8,585.00 |
| Count: | 47 | | | -35,680.63 | -6,919.00 | -677.65 | -6,516.25 | -49,793.53 |

Property Totals

| # Units | # Builder | # Resident | # Owners | # Offsite | Owner Ratio |
|---------|-----------|------------|----------|-----------|-------------|
| 239 | 0 | 238 | 146 | 92 | 61.34% |

Charge Code Summary

| Description | G/L Acct # | Amount |
|-------------|------------|------------|
| Payment | 100000 | -49,793.53 |
| | | -49,793.53 |

Bridges Comm Assoc

Bank Reconciliation

Bank: CIT Checking Account: *****5808

Statement Date: 1/25/2022

G/L Balance: 30,435.98
Statement Balance: 139,577.47

| Item | Date | Check # | Amount | Balance |
|-------------------------------------|------------|----------------------|--------------------|------------|
| | | | Previous Balance: | 93,685.56 |
| KJA Consulting | 11/22/2021 | 31265 | -2,600.00 | 91,085.56 |
| San Diego Gas & Electric | 12/24/2021 | Auto | -25.69 | 91,059.87 |
| The Bridges | 12/25/2021 | 31282 | -11,254.00 | 79,805.87 |
| The Bridges Club | 12/25/2021 | 31283 | -812.15 | 78,993.72 |
| The Bridges Club | 12/25/2021 | 31284 | -858.62 | 78,135.10 |
| UgMO Technologies | 12/25/2021 | 31285 | -1,280.00 | 76,855.10 |
| Cleanlot Maintenance Svcs | 12/25/2021 | 31286 | -1,884.75 | 74,970.35 |
| The Bridges Club | 12/25/2021 | 31287 | -1,300.00 | 73,670.35 |
| The Bridges Club | 12/25/2021 | 31288 | -65,908.24 | 7,762.11 |
| The Bridges Club | 12/25/2021 | 31289 | -3,320.70 | 4,441.41 |
| The Bridges Club | 12/25/2021 | 31290 | -2,078.84 | 2,362.57 |
| Ridgewood Tree Care | 12/25/2021 | 31291 | -3,480.48 | -1,117.91 |
| Walters Management | 12/25/2021 | Auto | -260.00 | -1,377.91 |
| Walters Management | 1/5/2022 | Auto | -4,270.00 | -5,647.91 |
| Walters Management | 1/15/2022 | Auto | -457.30 | -6,105.21 |
| Farmers Insurance Exchange | 1/21/2022 | Auto | -593.08 | -6,698.29 |
| San Diego Gas & Electric | 1/24/2022 | Auto | -23.82 | -6,722.11 |
| San Diego Gas & Electric | 1/24/2022 | Auto | -31.27 | -6,753.38 |
| San Diego Gas & Electric | 1/24/2022 | Auto | -46.00 | -6,799.38 |
| San Diego Gas & Electric | 1/24/2022 | Auto | -74.63 | -6,874.01 |
| San Diego Gas & Electric | 1/24/2022 | Auto | -155.12 | -7,029.13 |
| San Diego Gas & Electric | 1/24/2022 | Auto | -12.28 | -7,041.41 |
| San Diego Gas & Electric | 1/24/2022 | Auto | -12.03 | -7,053.44 |
| Olivenhain Municipal Water District | 1/25/2022 | Auto | -2,869.56 | -9,923.00 |
| Olivenhain Municipal Water District | 1/25/2022 | Auto | -15,748.16 | -25,671.16 |
| | | Total Checks: | -119,356.72 | |
| Lockbox | 12/27/2021 | | 6,209.00 | -19,462.16 |
| Lockbox | 12/28/2021 | | 4,029.00 | -15,433.16 |
| Lockbox | 12/29/2021 | | 3,757.00 | -11,676.16 |
| Lockbox | 12/30/2021 | | 10,984.00 | -692.16 |
| Lockbox | 12/31/2021 | | 12,456.00 | 11,763.84 |
| Lockbox | 1/3/2022 | | 6,284.00 | 18,047.84 |
| Lockbox | 1/4/2022 | | 6,446.00 | 24,493.84 |
| Lockbox | 1/5/2022 | | 57,244.00 | 81,737.84 |
| Lockbox | 1/6/2022 | | 19,395.00 | 101,132.84 |
| Lockbox | 1/7/2022 | | 7,973.00 | 109,105.84 |
| Lockbox | 1/10/2022 | | 16,009.00 | 125,114.84 |
| Lockbox | 1/11/2022 | | 8,814.00 | 133,928.84 |
| Lockbox | 1/12/2022 | | 4,058.63 | 137,987.47 |
| Adjustment Batch | 1/12/2022 | | -600.00 | 137,387.47 |
| Lockbox | 1/13/2022 | | 1,438.00 | 138,825.47 |

* voided check

Bridges Comm Assoc

Bank Reconciliation

| | | | |
|--------------------------------------|-----------|---------------------------|-------------------|
| Adjustment Batch | 1/13/2022 | -9,438.00 | 129,387.47 |
| Lockbox | 1/14/2022 | 2,483.00 | 131,870.47 |
| Lockbox | 1/18/2022 | 663.00 | 132,533.47 |
| Lockbox | 1/19/2022 | 1,550.00 | 134,083.47 |
| Lockbox | 1/20/2022 | 515.00 | 134,598.47 |
| Lockbox | 1/21/2022 | 515.00 | 135,113.47 |
| Lockbox | 1/24/2022 | 1,676.00 | 136,789.47 |
| Bank Reconcile: Service Fee Charge | 1/25/2022 | -120.00 | 136,669.47 |
| Lockbox | 1/25/2022 | 2,908.00 | 139,577.47 |
| Total Deposits / Adjustments: | | 165,248.63 | |
| | | Statement Balance: | 139,577.47 |

Outstanding Items:

| Check # | Date | Reference | Uncleared Checks |
|---------|------------|--------------------------------------|------------------|
| 31171 | 6/17/2021 | Carmelo & Nancy Santoro Trustees | 515.00 |
| 31216 | 8/20/2021 | Mitchell R & Victor E Millar | 515.00 |
| 31292 | 12/25/2021 | Rockey Murata Landscape Maint Inc | 4,600.00 |
| 31293 | 12/25/2021 | Community Press Inc | 1,394.99 |
| 31294 | 12/25/2021 | Association Reserves San Diego LLC | 1,650.00 |
| 31295 | 12/25/2021 | KJA Consulting | 2,600.00 |
| 31296 | 12/25/2021 | KJA Consulting | 2,600.00 |
| 31297 | 1/25/2022 | 6368 Calle Ponte Bella LLC | 5,820.00 |
| 31298 | 1/25/2022 | C Samuel Blick | 3,272.00 |
| 31299 | 1/25/2022 | The Bridges Club | 322.02 |
| 31300 | 1/25/2022 | The Bridges Club | 748.67 |
| 31301 | 1/25/2022 | The Bridges Club | 533.83 |
| 31302 | 1/25/2022 | UgMO Technologies | 1,280.00 |
| 31303 | 1/25/2022 | OnSolve LLC | 1,331.27 |
| 31304 | 1/25/2022 | Cleanlot Maintenance Svcs | 1,884.75 |
| 31305 | 1/25/2022 | Association Reserves San Diego LLC | 1,650.00 |
| 31306 | 1/25/2022 | Rodent Pest Technologies | 1,400.00 |
| 31307 | 1/25/2022 | The Bridges Club | 1,300.00 |
| 31308 | 1/25/2022 | Rodent Pest Technologies | 1,400.00 |
| 31309 | 1/25/2022 | The Bridges Club | 3,350.00 |
| 31310 | 1/25/2022 | The Bridges Club | 3,534.98 |
| 31311 | 1/25/2022 | The Bridges Club | 67,885.49 |
| 31312 | 1/25/2022 | The Bridges Club | 3,320.70 |
| 31313 | 1/25/2022 | The Bridges Club | 2,141.19 |
| 31314 | 1/25/2022 | C. Casey Landscape Construction Inc. | 17,450.00 |
| 31315 | 1/25/2022 | Rockey Murata Landscape Maint Inc | 4,600.00 |
| 31316 | 1/25/2022 | Ridgewood Tree Care | 4,970.95 |
| 31317 | 1/25/2022 | C. Casey Landscape Construction Inc. | 4,140.00 |
| 31318 | 1/25/2022 | C. Casey Landscape Construction Inc. | 22,770.00 |
| 31319 | 1/25/2022 | C. Casey Landscape Construction Inc. | 9,700.00 |
| 31320 | 1/25/2022 | Community Press Inc | 260.81 |
| 31321 | 1/25/2022 | The Bridges | 9,082.00 |
| Auto | 1/25/2022 | San Diego Gas & Electric | 128.31 |
| Auto | 1/25/2022 | Walters Management | 125.00 |
| Auto | 1/25/2022 | Walters Management | 345.00 |

* voided check

Bridges Comm Assoc
Bank Reconciliation

188,621.96

| Date | Reference | Uncleared Deposits |
|------------|-------------------------------------|--------------------|
| 12/25/2021 | Deposit-YE 2021 CC Loss/Income from | <u>79,480.47</u> |
| | | 79,480.47 |

Bank Reconciliation Summary: CIT Checking Account: ***5808**

G/L Balance: 30,435.98
Uncleared Checks, Credits: 188,621.96
Uncleared Deposits, Debits: 79,480.47
G/L Difference: 139,577.47

Statement Balance: 139,577.47
G/L and Balance Difference: 0.00



PO Box 64084
 Phoenix, AZ 85082
 866.800.4656 (toll free)

Primary Account Number Ending In 5808
 Statement Date Jan 25, 2022
 Page 1 of 6
 999-00000-000000

THE BRIDGES COMMUNITY ASSOCIATION
 C/O WALTERS MANAGEMENT COMPANY
 9665 CHESAPEAKE DR STE 300
 SAN DIEGO CA 92123-1364

Please review our updated Treasury Services Terms and Conditions at CIT.com/CAB which includes requirements on protecting your computer systems and networks against fraud, malware and viruses when communicating with the bank. It also includes how suspicious activity is escalated prior to releasing payments.

*******5808 - CAB CHECKING**

| | | | |
|-------------------|--------------|--------------------------------|--------------|
| Beginning Balance | \$93,685.56 | Average Daily Balance | \$154,686.92 |
| Total Deposits | \$175,406.63 | Year-To-Date Interest Paid | \$0.00 |
| Total Withdrawals | \$129,514.72 | Days in Statement Period | 30 |
| Interest Paid | \$0.00 | Annual Percentage Yield Earned | 0.00% |
| Ending Balance | \$139,577.47 | | |

TRANSACTION DETAIL

DEPOSITS/CREDITS

| Date | Description | Amount |
|-------|--|-------------|
| 12/27 | LOCKBOX DEPOSIT | \$6,209.00 |
| 12/28 | LOCKBOX DEPOSIT | \$4,029.00 |
| 12/29 | LOCKBOX DEPOSIT | \$3,757.00 |
| 12/30 | LOCKBOX DEPOSIT | \$10,984.00 |
| 12/31 | LOCKBOX DEPOSIT | \$12,456.00 |
| 01/03 | LOCKBOX DEPOSIT | \$6,284.00 |
| 01/04 | LOCKBOX DEPOSIT | \$6,446.00 |
| 01/05 | LOCKBOX DEPOSIT | \$16,283.00 |
| 01/06 | THE BRIDGES COMM ASSOC PMT 330848277 -SETT-A228SFTP5 | \$40,961.00 |
| 01/06 | LOCKBOX DEPOSIT | \$19,395.00 |
| 01/07 | LOCKBOX DEPOSIT | \$7,973.00 |
| 01/10 | LOCKBOX DEPOSIT | \$16,009.00 |
| 01/11 | LOCKBOX DEPOSIT | \$8,814.00 |
| 01/12 | LOCKBOX DEPOSIT | \$4,058.63 |
| 01/13 | LOCKBOX DEPOSIT | \$1,438.00 |
| 01/14 | LOCKBOX DEPOSIT | \$2,483.00 |
| 01/18 | LOCKBOX DEPOSIT | \$663.00 |
| 01/19 | LOCKBOX DEPOSIT | \$1,550.00 |
| 01/20 | LOCKBOX DEPOSIT | \$515.00 |

WITHDRAWALS/DEBITS

| Date | Description | Amount |
|-------------|--|---------------|
| 01/18 | OLIVENHAIN WATER WATER BILL THE BRIDGES AT RSF COM 122215 | \$1,977.12 |
| 01/18 | OLIVENHAIN WATER WATER BILL THE BRIDGES AT RSF COM 122480 | \$2,262.62 |
| 01/18 | OLIVENHAIN WATER WATER BILL THE BRIDGES AT RSF COM 122365 | \$2,268.33 |
| 01/18 | OLIVENHAIN WATER WATER BILL THE BRIDGES AT RSF COM 122300 | \$2,633.77 |
| 01/18 | OLIVENHAIN WATER WATER BILL THE BRIDGES AT RSF COM 120510 | \$2,869.56 |
| 01/18 | OLIVENHAIN WATER WATER BILL THE BRIDGES AT RSF COM 122615 | \$2,919.27 |
| 01/20 | THE WALTERS MANA CHARGEBACK THE BRIDGES RSF 258 | \$457.30 |
| 01/24 | FARMERS INS EXCH INSPAYMENT THE BRIDGES COMMUNITY #####778001000 | \$593.08 |
| 01/25 | SD GAS & ELEC PAID SDGE OMAHA #####405819 | \$12.03 |
| 01/25 | SD GAS & ELEC PAID SDGE OMAHA #####206448 | \$12.28 |
| 01/25 | SD GAS & ELEC PAID SDGE OMAHA #####679120 | \$23.82 |
| 01/25 | SD GAS & ELEC PAID SDGE OMAHA #####049936 | \$31.27 |
| 01/25 | SD GAS & ELEC PAID SDGE OMAHA #####476703 | \$46.00 |
| 01/25 | SD GAS & ELEC PAID SDGE OMAHA #####613413 | \$74.63 |
| 01/25 | SD GAS & ELEC PAID SDGE OMAHA #####558733 | \$155.12 |

CHECKS (IN NUMERIC ORDER)

| <u>Date</u> | <u>Check #</u> | <u>Amount</u> | <u>Date</u> | <u>Check #</u> | <u>Amount</u> |
|-------------|----------------|---------------|-------------|----------------|---------------|
| 01/03 | 31265 | \$2,600.00 | 01/12 | 31287 | \$1,300.00 |
| 01/14 | 31282 * | \$11,254.00 | 01/12 | 31288 | \$65,908.24 |
| 01/11 | 31283 | \$812.15 | 01/12 | 31289 | \$3,320.70 |
| 01/11 | 31284 | \$858.62 | 01/12 | 31290 | \$2,078.84 |
| 01/11 | 31285 | \$1,280.00 | 01/14 | 31291 | \$3,480.48 |
| 01/18 | 31286 | \$1,884.75 | | | |

* Skip in check sequence

Bridges Comm Assoc

Bank Reconciliation

Bank: Morgan Stanley Excess Op Cash Account: *****9141

Statement Date: 1/25/2022

G/L Balance: 121,796.83
Statement Balance: 121,796.83

| Item | Date | Check # | Amount | Balance |
|---------------------------------|------------|--------------------------------------|---------------------------|-------------------|
| | | | Previous Balance: | 121,795.79 |
| Bank Reconcile: Interest Earned | 12/31/2021 | | 1.04 | 121,796.83 |
| | | Total Deposits / Adjustments: | 1.04 | |
| | | | Statement Balance: | 121,796.83 |

Outstanding Items:

| Check # | Date | Reference | Uncleared Checks |
|---------|------|-----------|------------------|
|---------|------|-----------|------------------|

Bank Reconciliation Summary: Morgan Stanley Excess Op Cash Account: ***9141**

| | |
|-----------------------------|------------|
| G/L Balance: | 121,796.83 |
| Uncleared Checks, Credits: | 0.00 |
| Uncleared Deposits, Debits: | 0.00 |
| G/L Difference: | 121,796.83 |
| Statement Balance: | 121,796.83 |
| G/L and Balance Difference: | 0.00 |

Bridges Comm Assoc

Bank Reconciliation

Bank: Morgan Stanley Excess Op Investments Account: 1

Statement Date: 1/25/2022

G/L Balance: 0.00
Statement Balance: 0.00

| Item | Date | Check # | Amount | Balance |
|------|------|---------|---------------------------|-------------|
| | | | Previous Balance: | 0.00 |
| | | | Statement Balance: | 0.00 |

Outstanding Items:

Bank Reconciliation Summary: Morgan Stanley Excess Op Investments Account: 1

G/L Balance: 0.00
Uncleared Checks, Credits: 0.00
Uncleared Deposits, Debits: 0.00
G/L Difference: 0.00

Statement Balance: 0.00
G/L and Balance Difference: 0.00


Account Summary

Active Assets Account
478-064896-108THE BRIDGES COMMUNITY ASSOC
EXCESS OPERATING ACCOUNT
Nickname: Excess Operating AccountCHANGE IN VALUE OF YOUR ACCOUNTS (includes accrued interest)

| | This Period (12/1/21-12/31/21) | This Year (1/1/21-12/31/21) |
|-------------------------------------|-----------------------------------|--------------------------------|
| TOTAL BEGINNING VALUE | \$121,795.79 | \$256,774.95 |
| Credits | — | — |
| Debits | — | (135,000.00) |
| Security Transfers | — | — |
| Net Credits/Debits/Transfers | — | \$(135,000.00) |
| Change in Value | 1.04 | 21.88 |
| TOTAL ENDING VALUE | \$121,796.83 | \$121,796.83 |

MARKET VALUE OVER TIME

The below chart displays the most recent thirteen months of Market Value.




This chart does not reflect corrections to Market Value made subsequent to the dates depicted. It may exclude transactions in Annuities or positions where we are not the custodian, which could delay the reporting of Market Value.

ASSET ALLOCATION (includes accrued interest)

| | Market Value | Percentage |
|--------------------|---------------------|----------------|
| Cash | \$121,796.83 | 100.00 |
| TOTAL VALUE | \$121,796.83 | 100.00% |

FDIC rules apply and Bank Deposits are eligible for FDIC insurance but are not covered by SIPC. Cash and securities (including MMFs) are eligible for SIPC coverage. See Expanded Disclosures.

Values may include assets externally held, which are provided to you as a courtesy, and may not be covered by SIPC. For additional information, refer to the corresponding section of this statement.



This asset allocation represents holdings on a trade date basis, and projected settled Cash/BDP and MMF balances. These classifications do not constitute a recommendation and may differ from the classification of instruments for regulatory or tax purposes.

Account Summary

Active Assets Account
478-064896-108

THE BRIDGES COMMUNITY ASSOC
EXCESS OPERATING ACCOUNT
Nickname: Excess Operating Account

BALANCE SHEET (^ includes accrued interest)

| | Last Period (as of 11/30/21) | This Period (as of 12/31/21) |
|--|---------------------------------|---------------------------------|
| Cash, BDP, MMFs | \$121,795.79 | \$121,796.83 |
| Total Assets | \$121,795.79 | \$121,796.83 |
| Total Liabilities (outstanding balance) | — | — |
| TOTAL VALUE | \$121,795.79 | \$121,796.83 |

INCOME AND DISTRIBUTION SUMMARY

| | This Period (12/1/21-12/31/21) | This Year (1/1/21-12/31/21) |
|---------------------------------------|-----------------------------------|--------------------------------|
| Interest | \$1.04 | \$21.88 |
| Income And Distributions | \$1.04 | \$21.88 |
| Tax-Exempt Income | — | — |
| TOTAL INCOME AND DISTRIBUTIONS | \$1.04 | \$21.88 |

Taxable and tax exempt income classifications are based on the characteristics of the underlying securities and not the taxable status of the account.

CASH FLOW

| | This Period (12/1/21-12/31/21) | This Year (1/1/21-12/31/21) |
|--|-----------------------------------|--------------------------------|
| OPENING CASH, BDP, MMFs | \$121,795.79 | \$256,774.95 |
| Income and Distributions | 1.04 | 21.88 |
| Total Investment Related Activity | \$1.04 | \$21.88 |
| Total Cash Related Activity | — | — |
| Checks Written | — | (135,000.00) |
| Total Card/Check Activity | — | \$(135,000.00) |
| CLOSING CASH, BDP, MMFs | \$121,796.83 | \$121,796.83 |

GAIN/(LOSS) SUMMARY

| | Realized This Period (12/1/21-12/31/21) | Realized This Year (1/1/21-12/31/21) | Unrealized Inception to Date (as of 12/31/21) |
|--------------------------|--|---|---|
| TOTAL GAIN/(LOSS) | — | — | — |

The Gain/(Loss) Summary, which may change due to basis adjustments, is provided for informational purposes and should not be used for tax preparation. Refer to Gain/(Loss) in the Expanded Disclosures.

Account Detail

Active Assets Account
478-064896-108THE BRIDGES COMMUNITY ASSOC
EXCESS OPERATING ACCOUNT
Nickname: Excess Operating Account

Brokerage Account

Investment Objectives (in order of priority): Income

Inform us if your investment objectives, as defined in the Expanded Disclosures, change.

HOLDINGS

This section reflects positions purchased/sold on a trade date basis. "Market Value" and "Unrealized Gain/(Loss)" may not reflect the value that could be obtained in the market. Your actual investment return may differ from the unrealized gain/(loss) displayed. Fixed Income securities are sorted by maturity or pre-refunding date, and alphabetically within date. Estimated Annual Income a) is calculated on a pre-tax basis, b) does not include any reduction for applicable non-US withholding taxes, c) may include return of principal or capital gains which could overstate such estimates, and d) for holdings that have a defined maturity date within the next 12 months, is reflected only through maturity date. Actual income or yield may be lower or higher than the estimates. Current Yield reflects the income generated by an investment, and is calculated by dividing the total estimated annual income by the current market value of the entire position. It does not reflect changes in its price. Structured Investments, identified on the Position Description Details line as "Asset Class: Struct Inv," may appear in various statement product categories. When displayed, the accrued interest, annual income and current yield for those with a contingent income feature (e.g., Range Accrual Notes or Contingent Income Notes) are estimates and assume specified accrual conditions are met during the relevant period and payment in full of all contingent interest. For Floating Rate Securities, the accrued interest, annual income and current yield are estimates based on the current floating coupon rate and may not reflect historic rates within the accrual period.

CASH, BANK DEPOSIT PROGRAM AND MONEY MARKET FUNDS

Cash, Bank Deposit Program, and Money Market Funds are generally displayed on a settlement date basis. You have the right to instruct us to liquidate your bank deposit balance(s) or shares of any money market fund balance(s) at any time and have the proceeds of such liquidation remitted to you. Estimated Annual Income, Accrued Interest, and APY% will only be displayed for fully settled positions.

| Description | Market Value | 7-Day Current Yield % | Est Ann Income | APY % |
|----------------------------------|--------------|--------------------------|----------------|-------|
| MORGAN STANLEY PRIVATE BANK NA # | \$121,796.83 | — | \$12.00 | 0.010 |
| | | | | |
| | Market Value | | Est Ann Income | |
| CASH, BDP, AND MMFs | \$121,796.83 | | \$12.00 | |

Bank Deposits are held at Morgan Stanley Bank, N.A. and/or Morgan Stanley Private Bank, National Association, affiliates of Morgan Stanley Smith Barney LLC and each a national bank and FDIC member.

| | Percentage of Holdings | Total Cost | Market Value | Unrealized Gain/(Loss) | Est Ann Income Accrued Interest | Current Yield % |
|-------------|---------------------------|------------|--------------|---------------------------|------------------------------------|--------------------|
| TOTAL VALUE | 100.00% | — | \$121,796.83 | N/A | \$12.00 | 0.01% |

Unrealized Gain/(Loss) totals only reflect positions that have both cost basis and market value information available. Cash, MMF, Deposits and positions stating 'Please Provide' or 'Pending Corporate Actions' are not included.

Account Detail

Active Assets Account
478-064896-108

THE BRIDGES COMMUNITY ASSOC
EXCESS OPERATING ACCOUNT
Nickname: Excess Operating Account

ALLOCATION OF ASSETS

| | Cash | Equities | Fixed Income & Preferred Securities | Alternatives | Structured Investments | Other |
|-----------------------------------|---------------------|----------|-------------------------------------|--------------|------------------------|-------|
| Cash, BDP, MMFs | \$121,796.83 | — | — | — | — | — |
| TOTAL ALLOCATION OF ASSETS | \$121,796.83 | — | — | — | — | — |

ACTIVITY

CASH FLOW ACTIVITY BY DATE

| Activity Date | Settlement Date | Activity Type | Description | Comments | Quantity | Price | Credits/(Debits) |
|-----------------------------|-----------------|-----------------|--------------------------------|----------------------|----------|-------|------------------|
| 12/31 | | Interest Income | MORGAN STANLEY PRIVATE BANK NA | (Period 12/01-12/31) | | | \$1.04 |
| NET CREDITS/(DEBITS) | | | | | | | \$1.04 |

MONEY MARKET FUND (MMF) AND BANK DEPOSIT PROGRAM ACTIVITY

| Activity Date | Activity Type | Description | Credits/(Debits) |
|---------------|----------------------|----------------------|------------------|
| 12/31 | Automatic Investment | BANK DEPOSIT PROGRAM | \$1.04 |

MESSAGES

Tips on Protecting Yourself from Fraudulent Account Activity

The COVID 19 crisis is creating opportunities for fraudsters to exploit individuals, especially senior citizens. The safety of our clients is of utmost importance to Morgan Stanley. We are taking this opportunity to alert our clients of the following scams that have been identified by a number of organizations. **Please be reminded that you should never provide your account numbers, passwords, or personal information, including your social security number, to anyone you do not know.** Be aware that as a result of COVID 19, these scams have been identified: **Treatment scams; Supply scams; Provider scams; Charity scams; Phishing scams; App scams; Investment scams; Tech Support scams; Home Sanitation scams; and Government Assistance scams.**

If you have any questions regarding these scams, please immediately contact us.

Senior Investor Helpline

For any inquiries or potential concerns, senior investors or someone acting on their behalf may contact our Firm by calling (800) 280-4534.

Retirement Rollover Guide

If you are considering rolling over your retirement assets, please review our Rollover Guide which can be found at <https://www.morganstanleyclientserv.com/publiccontent/msoc/pdf/RolloverGuide.pdf> for important information regarding your options and the factors that you should consider before you make your rollover decision.

CLIENT STATEMENT

Fiscal Review Ending 12/31/21

Active Assets Account
478-064896-108THE BRIDGES COMMUNITY ASSOC
EXCESS OPERATING ACCOUNT
Nickname: Excess Operating Account

The Fiscal Review, which is provided only for informational purposes, and included as part of the last account statement of your Fiscal Year. For accounts opened less than one year, this Fiscal Review covers only the activity since the first statement you received from us. Clients with an account subject to IRS reporting should note that IRS Form(s) 1099 are based on calendar year activity and are provided in the year following the calendar year close.

Clients with accounts subject to IRS reporting should note that this Review may contain a recap of prior calendar year purchases, sales, redemptions, income and distributions. Some distributions reportable for the prior year, but payable in the current year may not have been included. Further, the year-to-date amounts may differ from the amounts that will be reported on IRS Form(s) 1099. **In all cases, we recommend that you wait for your IRS Form(s) 1099 before completing your tax returns.**

This Fiscal Review is not a substitute for the official account statements that you have received throughout the year from us. Certain information is subject to adjustment and correction. To the extent there are any discrepancies between your account(s) statement and the information in this Review, you should rely on the account statement(s) you have previously received.

INVESTMENT RELATED ACTIVITY

INCOME AND DISTRIBUTIONS

TAXABLE INTEREST

| Activity Type | Description | Inflows/(Outflows) | Activity Type | Description | Inflows/(Outflows) |
|-----------------|--------------------------|--------------------|-----------------|--------------------------------|--------------------|
| Interest Income | MORGAN STANLEY BANK N.A. | \$0.78 | Interest Income | MORGAN STANLEY PRIVATE BANK NA | \$21.10 |

TOTAL TAXABLE INTEREST

\$21.88

TOTAL INCOME AND DISTRIBUTIONS

\$21.88

TOTAL INVESTMENT RELATED ACTIVITY

\$21.88

FISCAL YEAR CASH FLOW

| | Fiscal Period (1/1/21-12/31/21) |
|--|------------------------------------|
| OPENING CASH, BDP, MMFs | \$256,774.95 |
| Total Investment Related Activity | \$21.88 |
| Income and Distributions | 21.88 |
| Total Cash Related Activity | — |
| Total Card/Check Activity | \$(135,000.00) |
| Checks Written | (135,000.00) |
| CLOSING CASH, BDP, MMFs | \$121,796.83 |

Fiscal Review Ending 12/31/21

Active Assets Account
478-064896-108

THE BRIDGES COMMUNITY ASSOC
EXCESS OPERATING ACCOUNT
Nickname: Excess Operating Account

DEBIT CARD/CHECK ACTIVITY

For all Debit Card and Check Activity, the "Activity Date" is current year (as noted in the blue bar at the top of the page). The "Date Written" and/or "Transaction Date" may refer to the prior year.

CHECKS WRITTEN

CHECKS WITH NO CODE

| Date Written | Activity Date | Check Number | Activity Type | Payee | Expense Category | Credits/(Debits) |
|--------------|---------------|--------------|---------------|-----------------|------------------|------------------|
| 8/25/21 | 8/30/21 | 0008 | Check | THE BRIDGES CIT | | \$(100,000.00) |
| 11/5/21 | 11/19/21 | 0009 | Check | THE BRIDGES CIT | | (35,000.00) |

TOTAL CHECKS WITH NO CODE

\$(135,000.00)

TOTAL CHECKS WRITTEN

\$(135,000.00)

TOTAL DEBIT CARD/CHECK ACTIVITY

\$(135,000.00)

Bridges Comm Assoc

Bank Reconciliation

Bank: Morgan Stanley Reserve Cash Account: *****9125

Statement Date: 1/25/2022

G/L Balance: 555,567.28
Statement Balance: 614,711.75

| Item | Date | Check # | Amount | Balance |
|---------------------------------|------------|--------------------------------------|---------------------------|-------------------|
| | | | Previous Balance: | 603,234.72 |
| November Reserve Contribution | 11/25/2021 | | 11,254.00 | 614,488.72 |
| Bank Reconcile: Interest Earned | 12/31/2021 | | 223.03 | 614,711.75 |
| | | Total Deposits / Adjustments: | 11,477.03 | |
| | | | Statement Balance: | 614,711.75 |

Outstanding Items:

| Check # | Date | Reference | Uncleared Checks |
|---------|------------|-------------|------------------|
| 20069 | 12/25/2021 | The Bridges | 79,480.47 |
| | | | 79,480.47 |

| Date | Reference | Uncleared Deposits |
|------------|-------------------------------|--------------------|
| 12/25/2021 | December Reserve Contribution | 11,254.00 |
| 1/25/2022 | January Reserve Contribution | 9,082.00 |
| | | 20,336.00 |

Bank Reconciliation Summary: Morgan Stanley Reserve Cash Account: ***9125**

| | |
|-----------------------------|------------|
| G/L Balance: | 555,567.28 |
| Uncleared Checks, Credits: | 79,480.47 |
| Uncleared Deposits, Debits: | 20,336.00 |
| G/L Difference: | 614,711.75 |
| Statement Balance: | 614,711.75 |
| G/L and Balance Difference: | 0.00 |

Bridges Comm Assoc

Bank Reconciliation

Bank: Morgan Stanley Reserve Investments Account: 9

Statement Date: 1/25/2022

G/L Balance: 750,000.00
Statement Balance: 750,000.00

| Item | Date | Check # | Amount | Balance |
|------|------|---------|---------------------------|-------------------|
| | | | Previous Balance: | 750,000.00 |
| | | | Statement Balance: | 750,000.00 |

Outstanding Items:

| Date | Reference | Uncleared Deposits |
|------|-----------|--------------------|
|------|-----------|--------------------|

Bank Reconciliation Summary: Morgan Stanley Reserve Investments Account: 9

| | |
|-----------------------------|------------|
| G/L Balance: | 750,000.00 |
| Uncleared Checks, Credits: | 0.00 |
| Uncleared Deposits, Debits: | 0.00 |
| G/L Difference: | 750,000.00 |
| Statement Balance: | 750,000.00 |
| G/L and Balance Difference: | 0.00 |

Account Summary

Active Assets Account
478-064895-108


THE BRIDGES COMMUNITY ASSOC
RESERVE ACCOUNT
Nickname: Reserve Account

CHANGE IN VALUE OF YOUR ACCOUNTS (includes accrued interest)

| | This Period (12/1/21-12/31/21) | This Year (1/1/21-12/31/21) |
|-------------------------------------|-----------------------------------|--------------------------------|
| TOTAL BEGINNING VALUE | \$1,356,884.40 | \$1,345,157.12 |
| Credits | 11,254.00 | 169,605.82 |
| Debits | — | (147,145.31) |
| Security Transfers | — | — |
| Net Credits/Debits/Transfers | \$11,254.00 | \$22,460.51 |
| Change in Value | (105.62) | 415.15 |
| TOTAL ENDING VALUE | \$1,368,032.78 | \$1,368,032.78 |

MARKET VALUE OVER TIME

The below chart displays the most recent thirteen months of Market Value.

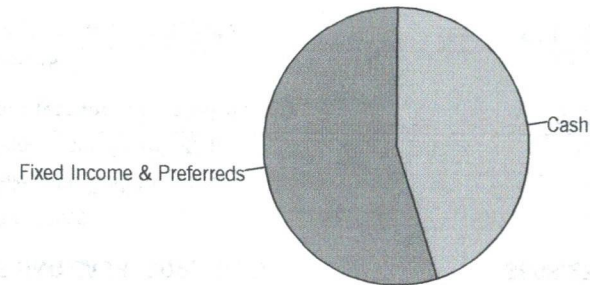


This chart does not reflect corrections to Market Value made subsequent to the dates depicted. It may exclude transactions in Annuities or positions where we are not the custodian, which could delay the reporting of Market Value.

ASSET ALLOCATION (includes accrued interest)

| | Market Value | Percentage |
|---------------------------|-----------------------|----------------|
| Cash | \$614,711.75 | 44.93 |
| Fixed Income & Preferreds | 753,321.03 | 55.07 |
| TOTAL VALUE | \$1,368,032.78 | 100.00% |

FDIC rules apply and Bank Deposits are eligible for FDIC insurance but are not covered by SIPC. Cash and securities (including MMFs) are eligible for SIPC coverage. See Expanded Disclosures. Values may include assets externally held, which are provided to you as a courtesy, and may not be covered by SIPC. For additional information, refer to the corresponding section of this statement.



This asset allocation represents holdings on a trade date basis, and projected settled Cash/BDP and MMF balances. These classifications do not constitute a recommendation and may differ from the classification of instruments for regulatory or tax purposes.

Account Summary

Active Assets Account
478-064895-108

THE BRIDGES COMMUNITY ASSOC
RESERVE ACCOUNT
Nickname: Reserve Account

BALANCE SHEET (^ includes accrued interest)

| | Last Period (as of 11/30/21) | This Period (as of 12/31/21) |
|--|---------------------------------|---------------------------------|
| Cash, BDP, MMFs | \$603,234.72 | \$614,711.75 |
| Certificates of Deposit ^ | 753,649.68 | 753,321.03 |
| Total Assets | \$1,356,884.40 | \$1,368,032.78 |
| Total Liabilities (outstanding balance) | — | — |
| TOTAL VALUE | \$1,356,884.40 | \$1,368,032.78 |

INCOME AND DISTRIBUTION SUMMARY

| | This Period (12/1/21-12/31/21) | This Year (1/1/21-12/31/21) |
|---------------------------------------|-----------------------------------|--------------------------------|
| Interest | \$223.03 | \$10,400.06 |
| Income And Distributions | \$223.03 | \$10,400.06 |
| Tax-Exempt Income | — | — |
| TOTAL INCOME AND DISTRIBUTIONS | \$223.03 | \$10,400.06 |

Taxable and tax exempt income classifications are based on the characteristics of the underlying securities and not the taxable status of the account.

CASH FLOW

| | This Period (12/1/21-12/31/21) | This Year (1/1/21-12/31/21) |
|--|-----------------------------------|--------------------------------|
| OPENING CASH, BDP, MMFs | \$603,234.72 | \$706,851.18 |
| Purchases | — | (500,000.00) |
| Sales and Redemptions | — | 375,000.00 |
| Income and Distributions | 223.03 | 10,400.06 |
| Total Investment Related Activity | \$223.03 | \$(114,599.94) |
| Checks Deposited | 11,254.00 | 169,605.82 |
| Total Cash Related Activity | \$11,254.00 | \$169,605.82 |
| Checks Written | — | (147,145.31) |
| Total Card/Check Activity | — | \$(147,145.31) |
| CLOSING CASH, BDP, MMFs | \$614,711.75 | \$614,711.75 |

GAIN/(LOSS) SUMMARY

| | Realized This Period (12/1/21-12/31/21) | Realized This Year (1/1/21-12/31/21) | Unrealized Inception to Date (as of 12/31/21) |
|--------------------------|--|---|---|
| Short-Term (Loss) | — | — | \$(157.50) |
| Long-Term Gain | — | — | 1,893.13 |
| TOTAL GAIN/(LOSS) | — | — | \$1,735.63 |

The Gain/(Loss) Summary, which may change due to basis adjustments, is provided for informational purposes and should not be used for tax preparation. Refer to Gain/(Loss) in the Expanded Disclosures.

Account Detail

Active Assets Account
478-064895-108

THE BRIDGES COMMUNITY ASSOC
RESERVE ACCOUNT
Nickname: Reserve Account

| Security Description | Trade Date | Face Value | Orig Unit Cost Adj Unit Cost | Unit Price | Orig Total Cost Adj Total Cost | Market Value | Unrealized Gain/(Loss) | Est Ann Income Accrued Interest | Current Yield % |
|--|---------------------------|-------------|---------------------------------|------------|-----------------------------------|----------------|--------------------------------|------------------------------------|--------------------|
| MS PRIVATE BK CD PURCHASE NY CD | 3/28/19 | 25,000.000 | 100.000 100.000 | 100.626 | 25,000.00 25,000.00 | | | 331.00 160.16 | 1.32 |
| Coupon Rate 2.650%; Matures 04/04/2022; CUSIP 61760AYF0 Interest Paid Semi-Annually Apr/Oct; Issued 04/04/19; Maturity Value = \$25,000.00; Asset Class: FI & Pref | | | | | | | | | |
| ISRAEL DISC BK CD NEW YORK NY CD | 10/28/21 | 250,000.000 | 100.000 100.000 | 99.956 | 250,000.00 250,000.00 | | | 219.00 57.53 | 0.09 |
| Coupon Rate 0.150%; Matures 06/06/2022; CUSIP 465076SS7 Interest Paid at Maturity; Issued 11/05/21; Maturity Value = \$250,000.00; Asset Class: FI & Pref | | | | | | | | | |
| CAPITAL ONE BK US GLEN ALLEN VA CD | 7/16/19 | 125,000.000 | 100.000 100.000 | 101.044 | 125,000.00 125,000.00 | | | 2,625.00 1,141.30 | 2.08 |
| Coupon Rate 2.100%; Matures 07/25/2022; CUSIP 14042TBD8 Interest Paid Semi-Annually Jan/Jul; Issued 07/24/19; Maturity Value = \$125,000.00; Asset Class: FI & Pref | | | | | | | | | |
| | Percentage of Holdings | Face Value | | | Orig Total Cost Adj Total Cost | Market Value | Unrealized Gain/(Loss) | Est Ann Income Accrued Interest | Current Yield % |
| CERTIFICATES OF DEPOSIT | | 750,000.000 | | | \$750,000.00 \$750,000.00 | \$751,735.63 | \$1,893.13 LT \$(157.50) ST | \$4,090.00 \$1,585.40 | 0.54% |
| TOTAL CERTIFICATES OF DEPOSIT | 55.07% | | | | | \$753,321.03 | | | |
| (includes accrued interest) | | | | | | | | | |
| TOTAL VALUE | | | | | \$750,000.00 | \$1,366,447.38 | \$1,893.13 LT \$(157.50) ST | \$4,152.00 \$1,585.40 | 0.30% |
| TOTAL VALUE (includes accrued interest) | 100.00% | | | | | \$1,368,032.78 | | | |

Unrealized Gain/(Loss) totals only reflect positions that have both cost basis and market value information available. Cash, MMF, Deposits and positions stating 'Please Provide' or 'Pending Corporate Actions' are not included.

ALLOCATION OF ASSETS (^includes accrued interest)

| | Cash | Equities | Fixed Income & Preferred Securities | Alternatives | Structured Investments | Other |
|-------------------------------------|---------------------|----------|--|--------------|---------------------------|----------|
| Cash, BDP, MMFs | \$614,711.75 | — | — | — | — | — |
| Certificates of Deposit ^ | — | — | \$753,321.03 | — | — | — |
| TOTAL ALLOCATION OF ASSETS ^ | \$614,711.75 | — | \$753,321.03 | — | — | — |

Account Detail

Active Assets Account
478-064895-108THE BRIDGES COMMUNITY ASSOC
RESERVE ACCOUNT
Nickname: Reserve Account

ACTIVITY

CASH FLOW ACTIVITY BY DATE

| Activity Date | Settlement Date | Activity Type | Description | Comments | Quantity | Price | Credits/(Debits) |
|-----------------------------|-----------------|-----------------|----------------------------------|----------------------------------|----------|-------|--------------------|
| 12/2 | | Interest Income | COMENITY BANK JUMBO (FORMERLY WO | 2.650% DUE2022-04-04 [20099AP43] | | | \$217.81 |
| 12/3 | | Check Deposit | FUNDS RECEIVED | CONFIRM#21120332080170033 | | | 11,254.00 |
| 12/31 | | Interest Income | MORGAN STANLEY PRIVATE BANK NA | (Period 12/01-12/31) | | | 3.13 |
| 12/31 | | Interest Income | MORGAN STANLEY BANK N.A. | (Period 12/01-12/31) | | | 2.09 |
| NET CREDITS/(DEBITS) | | | | | | | \$11,477.03 |

MONEY MARKET FUND (MMF) AND BANK DEPOSIT PROGRAM ACTIVITY

| Activity Date | Activity Type | Description | Credits/(Debits) |
|--------------------------------|----------------------|----------------------|--------------------|
| 12/2 | Automatic Investment | BANK DEPOSIT PROGRAM | \$217.81 |
| 12/6 | Automatic Investment | BANK DEPOSIT PROGRAM | 11,254.00 |
| 12/31 | Automatic Investment | BANK DEPOSIT PROGRAM | 3.13 |
| 12/31 | Automatic Investment | BANK DEPOSIT PROGRAM | 2.09 |
| NET ACTIVITY FOR PERIOD | | | \$11,477.03 |

MESSAGES

Tips on Protecting Yourself from Fraudulent Account Activity

The COVID 19 crisis is creating opportunities for fraudsters to exploit individuals, especially senior citizens. The safety of our clients is of utmost importance to Morgan Stanley. We are taking this opportunity to alert our clients of the following scams that have been identified by a number of organizations. **Please be reminded that you should never provide your account numbers, passwords, or personal information, including your social security number, to anyone you do not know.** Be aware that as a result of COVID 19, these scams have been identified: **Treatment scams; Supply scams; Provider scams; Charity scams; Phishing scams; App scams; Investment scams; Tech Support scams; Home Sanitation scams; and Government Assistance scams.**

If you have any questions regarding these scams, please immediately contact us.

Senior Investor Helpline

For any inquiries or potential concerns, senior investors or someone acting on their behalf may contact our Firm by calling (800) 280-4534.

Retirement Rollover Guide

If you are considering rolling over your retirement assets, please review our Rollover Guide which can be found at <https://www.morganstanleyclientserv.com/publiccontent/msoc/pdf/RolloverGuide.pdf> for important information regarding your options and the factors that you should consider before you make your rollover decision.

CLIENT STATEMENT

Fiscal Review Ending 12/31/21

Active Assets Account
478-064895-108

THE BRIDGES COMMUNITY ASSOC
RESERVE ACCOUNT
Nickname: Reserve Account

The Fiscal Review, which is provided only for informational purposes, and included as part of the last account statement of your Fiscal Year. For accounts opened less than one year, this Fiscal Review covers only the activity since the first statement you received from us. Clients with an account subject to IRS reporting should note that IRS Form(s) 1099 are based on calendar year activity and are provided in the year following the calendar year close.

Clients with accounts subject to IRS reporting should note that this Review may contain a recap of prior calendar year purchases, sales, redemptions, income and distributions. Some distributions reportable for the prior year, but payable in the current year may not have been included. Further, the year-to-date amounts may differ from the amounts that will be reported on IRS Form(s) 1099. **In all cases, we recommend that you wait for your IRS Form(s) 1099 before completing your tax returns.**

This Fiscal Review is not a substitute for the official account statements that you have received throughout the year from us. Certain information is subject to adjustment and correction. To the extent there are any discrepancies between your account(s) statement and the information in this Review, you should rely on the account statement(s) you have previously received.

FISCAL YEAR CASH FLOW

| | Fiscal Period (1/1/21-12/31/21) |
|--|------------------------------------|
| OPENING CASH, BDP, MMFs | \$706,851.18 |
| Total Investment Related Activity | \$(114,599.94) |
| Purchases | (500,000.00) |
| Sales and Redemptions | 375,000.00 |
| Income and Distributions | 10,400.06 |
| Total Cash Related Activity | \$169,605.82 |
| Checks Deposited | 169,605.82 |
| Total Card/Check Activity | \$(147,145.31) |
| Checks Written | (147,145.31) |
| CLOSING CASH, BDP, MMFs | \$614,711.75 |

INVESTMENT RELATED ACTIVITY

PURCHASES

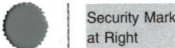
| Activity Date | Settlement Date | Activity Type | Description | Comments | Quantity | Price | Inflows/(Outflows) |
|---------------|-----------------|---------------|--|--------------------|-------------|------------|--------------------|
| 10/28/21 | 11/5/21 | Bought | ISRAEL DISC BK CD NEW YORK NY CD 0.150% DUE2022-06-06 [465076SS7] | ACTED AS PRINCIPAL | 250,000.000 | \$100.0000 | \$(250,000.00) |
| 10/28/21 | 11/3/21 | Bought | GOLDMAN SACHS NEW YORK NY CD 0.050% DUE2022-02-03 [38149MG56] | ACTED AS PRINCIPAL | 250,000.000 | 100.0000 | (250,000.00) |

TOTAL PURCHASES

\$(500,000.00)

SALES/REDEMPTIONS

| Activity Date | Settlement Date | Activity Type | Description | Comments | Quantity | Price | Inflows/(Outflows) |
|---------------|-----------------|---------------|----------------------------------|--|-------------|------------|--------------------|
| 1/25/21 | 1/25/21 | Redemption | FIRST BANK HAMILTON NJ CD | 1.900% DUE2021-01-25 [319137AJ4] REDEMPTION OF MATURED BOND | 125,000.000 | \$100.0000 | \$125,000.00 |
| 4/15/21 | 4/15/21 | Redemption | COMENITY CAP BK SALT LAKE CITYUT | 2.500% DUE2021-04-15 [20033AU46] REDEMPTION OF MATURED BOND | 125,000.000 | 100.0000 | 125,000.00 |



CLIENT STATEMENT

Fiscal Review Ending 12/31/21

Active Assets Account
478-064895-108THE BRIDGES COMMUNITY ASSOC
RESERVE ACCOUNT
Nickname: Reserve Account

SALES/REDEMPTIONS (CONTINUED)

| Activity Date | Settlement Date | Activity Type | Description | Comments | Quantity | Price | Inflows/(Outflows) |
|---------------|-----------------|---------------|------------------------------|---|-------------|----------|--------------------|
| 10/18/21 | 10/18/21 | Redemption | TIAA FSB JACKSONVILLE FLA CD | 2.500% DUE2021-10-18 [87270LBZ5] REDEMPTION OF CALLED BOND | 125,000.000 | 100.0000 | 125,000.00 |

TOTAL SALES/REDEMPTIONS

\$375,000.00

INCOME AND DISTRIBUTIONS

TAXABLE INTEREST

| Activity Type | Description | Inflows/(Outflows) | Activity Type | Description | Inflows/(Outflows) |
|-----------------|-------------------------------|--------------------|-----------------|--------------------------------|--------------------|
| Interest Income | CAPITAL ONE BK US 2100 22JL25 | \$2,625.00 | Interest Income | COMENITY BANK CD 2650 22AP04 | \$2,650.02 |
| Interest Income | COMENITY CAP CD 2500 21AP15 | 1,035.96 | Interest Income | FIRST BANK 1900 21JA25 | 208.22 |
| Interest Income | MORGAN STANLEY BANK N.A. | 23.73 | Interest Income | MORGAN STANLEY PRIVATE BANK NA | 61.07 |
| Interest Income | MS PRIVATE BK CD 2650 22AP04 | 662.50 | Interest Income | TIAA FSB JACKSONV 2500 21OC18 | 3,133.56 |

TOTAL TAXABLE INTEREST

\$10,400.06

TOTAL INCOME AND DISTRIBUTIONS

\$10,400.06

TOTAL INVESTMENT RELATED ACTIVITY

\$(114,599.94)

CASH RELATED ACTIVITY

CHECKS DEPOSITED

| Activity Date | Activity Type | Description | Comments | Inflows/(Outflows) |
|---------------|---------------|----------------|---------------------------|--------------------|
| 4/20/21 | Check Deposit | FUNDS RECEIVED | CONFIRM#21042036490020003 | \$34,964.82 |
| 4/20/21 | Check Deposit | FUNDS RECEIVED | CONFIRM#21042036490030005 | 22,508.00 |
| 4/20/21 | Check Deposit | FUNDS RECEIVED | CONFIRM#21042036490040008 | 10,837.00 |
| 4/28/21 | Check Deposit | FUNDS RECEIVED | CONFIRM#21042811400190037 | 11,254.00 |
| 5/25/21 | Check Deposit | FUNDS RECEIVED | CONFIRM#21052530030130025 | 11,254.00 |
| 6/2/21 | Check Deposit | FUNDS RECEIVED | CONFIRM#21060211260030005 | 11,254.00 |
| 6/24/21 | Check Deposit | FUNDS RECEIVED | CONFIRM#21062411090070013 | 11,254.00 |
| 7/14/21 | Check Deposit | FUNDS RECEIVED | CONFIRM#21071425100020003 | 10.00 |
| 8/26/21 | Check Deposit | FUNDS RECEIVED | CONFIRM#21082613170160034 | 11,254.00 |
| 9/30/21 | Check Deposit | FUNDS RECEIVED | CONFIRM#21093027990100019 | 11,254.00 |
| 10/25/21 | Check Deposit | FUNDS RECEIVED | CONFIRM#21102522890140031 | 22,508.00 |
| 12/3/21 | Check Deposit | FUNDS RECEIVED | CONFIRM#21120332080170033 | 11,254.00 |

TOTAL CHECKS DEPOSITED

\$169,605.82

TOTAL CASH RELATED ACTIVITY

\$169,605.82

Fiscal Review Ending 12/31/21

Active Assets Account
478-064895-108

THE BRIDGES COMMUNITY ASSOC
RESERVE ACCOUNT
Nickname: Reserve Account

DEBIT CARD/CHECK ACTIVITY

For all Debit Card and Check Activity, the "Activity Date" is current year (as noted in the blue bar at the top of the page). The "Date Written" and/or "Transaction Date" may refer to the prior year.

CHECKS WRITTEN

CHECKS WITH NO CODE

| Date Written | Activity Date | Check Number | Activity Type | Payee | Expense Category | Credits/(Debits) |
|--------------|---------------|--------------|---------------|-----------------------------|------------------|------------------|
| 12/23/20 | 1/13/21 | 0057 | Check | C CASEY LANDSCAPE CONST INC | | \$(15,750.00) |
| 12/25/20 | 1/28/21 | 0058 | Check | THE BRIDGES | | (13,703.11) |
| 1/19/21 | 2/1/21 | 0059 | Check | C CASEY LANDSCAPE CONST INC | | (14,000.00) |
| 2/9/21 | 2/22/21 | 0060 | Check | C CASEY LANDSCAPE CONST INC | | (22,855.00) |
| 3/18/21 | 4/20/21 | 0061 | Check | C CASEY LANDSCAPE CONST INC | | (13,800.00) |
| 4/16/21 | 4/29/21 | 0062 | Check | THE BRIDGES | | (2,100.00) |
| 4/16/21 | 4/27/21 | 0063 | Check | C CASEY LANDSCAPE CONST INC | | (12,800.00) |
| 5/5/21 | 5/11/21 | 0064 | Check | C CASEY LANDSCAPE CONST INC | | (17,250.00) |
| 5/25/21 | 6/9/21 | 0065 | Check | THE BRIDGES | | (4,147.20) |
| 8/5/21 | 8/26/21 | 0066 | Check | C CASEY LANDSCAPE CONST INC | | (16,460.00) |
| 8/19/21 | 8/31/21 | 0067 | Check | C CASEY LANDSCAPE CONST INC | | (9,880.00) |
| 8/19/21 | 9/27/21 | 0068 | Check | THE BRIDGES CLUB | | (4,400.00) |

TOTAL CHECKS WITH NO CODE \$(147,145.31)

TOTAL CHECKS WRITTEN \$(147,145.31)

TOTAL DEBIT CARD/CHECK ACTIVITY \$(147,145.31)

CLIENT STATEMENT | For the Period December 1-31, 2021

STATEMENT PACKAGE FOR:

THE BRIDGES COMMUNITY ASSOC
RESERVE ACCOUNT

TOTAL VALUE OF YOUR ACCOUNTS (as of 12/31/21)

\$1,489,829.61

Includes Accrued Interest

Excludes Bank Loan Balances (See detail on Overview page)

Your Financial Advisor Team

The Lenox Group

Your Financial Advisors


Frank De Flora
Richard Priore
Kyle Medeiros
Eugene Desoiza
Philip Gullo
Michael Lysenko
Ronald Oleet

Your Branch

1290 AVENUE OF THE AMERICAS FL 12
NEW YORK, NY 10104
Telephone: 212-692-2800; Alt. Phone: 800-627-0608; Fax: 212-692-2990

Morgan Stanley Smith Barney LLC. Member SIPC.

#BWNJGWM



AB 03 009646 97698 H 66 A

100000

THE BRIDGES COMMUNITY ASSOC

RESERVE ACCOUNT

C/O WALTERS MANAGEMENT

9665 CHESAPEAKE DR STE 300

SAN DIEGO CA 92123-1364

Client Service Center (24 Hours a Day; 7 Days a Week): 800-869-3326

Access Your Accounts Online: www.morganstanley.com/online

INVESTMENTS AND INSURANCE PRODUCTS: NOT FDIC INSURED • NOT A BANK DEPOSIT •
NOT INSURED BY ANY FEDERAL GOVERNMENT AGENCY • NOT BANK GUARANTEED •
MAY LOSE VALUE



Expanded Disclosures

Expanded Disclosures, which apply to all statements Morgan Stanley Smith Barney LLC (we/us) sends to you, are provided with your first statement and thereafter twice a year.

Questions?

Questions regarding your account may be directed to us by using the contact information on the statement cover page, or the Client Service Center at (800) 869-3326.

Errors and Inquiries

Be sure to review your statement promptly, and immediately address any concerns regarding entries that you do not understand or believe were made in error by contacting the Branch Manager of the office where you maintain your account. Oral communications regarding any inaccuracy or discrepancy in this statement should be re-confirmed in writing to further protect your rights, including rights under the Securities Investor Protection Act (SIPA). Your statement will be deemed correct unless we receive a written inquiry of a suspected error. See your account documentation for special rules regarding your rights and responsibilities with respect to erroneous electronic fund transfers, including a description of the transfers covered. For concerns or complaints, contact our Client Relations Department at (866) 227-2256 or mail to P.O. Box 95002, South Jordan, UT 84095, or contact us at www.morganstanley.com.

Senior Investor Helpline

In order to provide Morgan Stanley's senior investor clients a convenient way to communicate with us, we offer a Senior Investor Helpline. Senior investors or those acting on their behalf may call (800) 280-4534, Monday-Friday 9am-7pm Eastern Time.

Account Valuation

Account values are computed by adding (1) the market value of all priced positions, (2) valuations utilizing industry service providers and/or outside custodians for other positions, and (3) adding any credit or subtracting any debit to your closing Cash, Money Market Funds and/or Deposit balance. Cash, Deposits and Money Market Funds are displayed on a settlement date basis, and other positions are displayed in your account on a trade date basis. The values of fixed income positions in summary displays include accrued interest in the totals. In the "Holdings" section, fixed income market value and accrued interest are also displayed in separate columns. Accrued interest is the interest earned but not yet paid on the bond since its last interest payment. In most cases, it is calculated from the date of the last coupon payment (or "dated date") through the closing date of the statement. Foreign Currency Deposits are reflected in U.S. dollars as of the statement end date. The Annual Percentage Yield (APY) for deposits represents the applicable rate in effect for your deposits at the statement ending date. This APY may be different than the APY that

was in effect during the statement period. For current Bank Deposit or Money Market Fund yields, go to www.morganstanley.com/wealth-investmentstrategies/ratemonitor.html.

Additional Retirement Account Information

Tax-qualified account contributions are subject to IRS eligibility rules and regulations. The Contributions information in this statement reflects contributions for a particular account, without reference to any other account. Check with your tax advisor to verify how much you can contribute, if the contribution will be tax deductible, and if other special rules apply (e.g., to conversions/recharacterizations of Traditional to Roth/Roth to Traditional IRAs). Tax reporting is provided for IRA, VIP Basic and 403(b) accounts but not for VIP Plus and RPM accounts. The account value used for your Required Minimum Distribution calculation, if any, is based on the prior December 31st Account Value, including accrued interest. Additionally, for IRAs (1) the "Max. Individual Contributions Allowed (by SSN)" reflects the annual limit on contributions that you can make to Traditional and Roth IRAs under the Internal Revenue Code (this limit applies on a per person basis, not per account; other rules apply to IRAs which are part of employer-sponsored plans); and (2) the categorization of any contribution's deductibility is based upon information provided by you. The information included in this statement is not intended to constitute tax, legal or accounting advice. Contact us if any of this information is incorrect.

Availability of Free Credit Balances and Financial Statements

Under the customer protection rules of the SEC [17 CFR §240.15c3-3], we may use funds comprising free credit balances carried for customer accounts here, provided that these funds are payable to customers on demand (i.e., are free of a lien or right of set-off in our favor or on behalf of some third party to whom you have given control). A financial statement of this organization is available for your personal inspection at its offices, or a copy will be mailed to you upon your written request.

Gain/(Loss) Information

Gain/(Loss) is provided for informational purposes. It is not a substitute for Internal Revenue Service (IRS) Form 1099 (on which we report cost basis for covered securities) or any other IRS tax form, and should not be used for tax preparation. Unrealized Gain/(Loss) provided on this statement is an estimate. Contact your own independent legal or tax advisor to determine the appropriate use of the Gain/(Loss) information on this statement. For more information, go to www.morganstanley.com/wealth/disclosures/disclosures.asp, or call Client Service Center.

Tax Reporting

Under Federal income tax law, we are required to report gross proceeds

of sales (including short sales) on Form 1099-B by March 15 of the year following the calendar year of the transaction for reportable (i.e., non-retirement) accounts. For sales of certain securities acquired on or after January 1, 2011 (or applicable date for the type of security) we are also required to report cost basis and holding period. Under IRS regulations, if you have not provided us with a certification of either U.S. or foreign status on applicable Form W-9 or W-8, your accounts may be subject to either 24% back-up withholding or 30% nonresident alien withholding on payments made to your accounts.

Investment Objectives

The following is an explanation of the investment objective alternatives applicable to your account(s): Income - for investors seeking regular income with low to moderate risk to principal; Capital Appreciation - for investors seeking capital appreciation with moderate to high risk to principal; Aggressive Income - for investors seeking higher returns either as growth or as income with greater risk to principal; Speculation - for investors seeking high profits or quick returns with considerable possibility of losing most or all of their investment.

Listed Options

Information with respect to commissions and other charges related to the execution of options transactions has been included in confirmations of such transactions previously furnished to you and such information will be made available to you promptly at your request. Promptly advise us of any material change in your investment objectives or financial situation.

Important Information if you are a Margin Customer (not available for certain retirement accounts)

If you have margin privileges, you may borrow money from us in exchange for pledging assets in your accounts as collateral. The amount you may borrow is based on the value of eligible securities in your margin accounts. If a security has eligible shares the number of shares pledged as collateral is indicated below the position. If you have a margin account, as permitted by law, we may use certain securities in your account for, among other things, settling short sales or liquidating the securities for short sales, for which we may receive compensation.

Margin Interest Charges

We calculate interest charges on margin loans as follows: (1) multiply the applicable margin interest rate by the daily close of business net settled debit balance, and (2) divide by 360 (days). Margin interest accrues daily throughout the month and is added to your debit balance at month-end. The month-end interest charge is the sum of the daily accrued interest calculations for the month. We add the accrued interest to your debit balance and start a new calculation each time the applicable interest rate changes and at the close of every statement month. For interest rate information, log into your Morgan Stanley

Expanded Disclosures (CONTINUED)

account at www.morganstanley.com/online. Select your account with a Margin agreement and click Interest Rates for more information.

Information regarding Special Memorandum Account

If you have a Margin Account, this is a combined statement of your Margin Account and Special Memorandum Account maintained for you under Section 220.5 of Regulation T issued by the Board of Governors of the Federal Reserve System. The permanent record of the Special Memorandum Account as required by Regulation T is available for your inspection at your request.

Money Market Fund (MMF) Pricing

You could lose money in MMFs. Although MMFs classified as government funds (i.e., MMFs that invest 99.5% of total assets in cash and/or securities backed by the U.S. government) and retail funds (i.e., MMFs open to natural person investors only) seek to preserve value at \$1.00 per share, they cannot guarantee they will do so. The price of other MMFs will fluctuate and when you sell shares they may be worth more or less than originally paid. MMFs may impose a fee upon sale or temporarily suspend sales if liquidity falls below required minimums. During suspensions, shares would not be available for purchases, withdrawals, check writing or ATM debits. A MMF investment is not insured or guaranteed by the Federal Deposit Insurance Corporation or other government agency.

Notice Regarding Global Investment Manager Analysis

Morgan Stanley's Global Investment Manager Analysis team conducts analysis on various mutual funds and exchange-traded funds for clients holding those funds in certain investment advisory programs. If you have invested in any of these funds in another type of account, such as a brokerage account, you will not receive the same materials and status updates on the funds as we provide to investment advisory clients (including instructions on selling fund shares).

Pricing of Securities

The prices of securities are derived from various sources, and do not necessarily represent the prices at which those securities could have been bought or sold. Although we attempt to use reliable sources of information, we can offer no assurance as to their accuracy, reliability or completeness. Prices are as of the date shown only and are not an offer by us or our affiliates to purchase or sell any instrument or enter into any transaction or a commitment by us or them to make such an offer. Prices of securities not actively traded may not be available, and are indicated by N/A (not available). For additional information on how we price securities, go to

www.morganstanley.com/wealth/disclosures/disclosures.asp.

Important Information About Auction Rate Securities

For certain Auction Rate Securities there is no or limited liquidity. Therefore, the price(s) for these Auction Rate Securities are indicated

by N/A (not available). There can be no assurance that a successful auction will occur or that a secondary market exists or will develop for a particular security.

Structured Investments Risks and Considerations

Structured Investments (Structured Products) are complex products and are subject to special risks, which may include, but are not limited to: loss of initial investment; issuer credit risk and price volatility resulting from actual or anticipated changes to issuer's and/or guarantor's credit ratings/spreads; limited or no appreciation and limits on participation in any appreciation of underlying asset(s); risks associated with the underlying asset(s); no periodic payments; call prior to maturity; early redemption fees for market linked deposits; lower interest rates and/or yield compared to conventional debt with comparable maturity; unique tax implications; limited or no secondary market; and conflicts of interest due to affiliation, compensation or other factors which could adversely affect market value or payout to investors. Investors also should consider the concentration risk of owning the related security and their total exposure to any underlying asset. Structured Investments, which may appear in various product categories and are identified on the Position Description Details line as "Asset Class: Struct Inv," may not perform in a manner consistent with the product category where they appear, and therefore may not satisfy portfolio asset allocation needs for that category. When displayed, the accrued interest, annual income and yield for structured investments with a contingent income feature (e.g., Range Accrual Notes/Contingent Income Notes) are estimates and assume specified accrual conditions are met during the relevant observation period and payment in full of all contingent interest. Actual accrued interest, annual income and yield will be dependent upon the performance of the underlying asset(s) and may be significantly lower than estimates shown. For more information on the risks and conflicts of interest related to Structured Investments, log in to Morgan Stanley Online at

www.morganstanley.com/structuredproductsrisksandconflicts. For information on risks specific to your Structured Investments, contact us.

Security Measures

This statement features several embedded security elements to safeguard its authenticity. One is a unique blue security rectangle, printed in heat-sensitive ink on the back of every page. When exposed to warmth, the color will disappear, and then reappear.

SIPC Protection

We are a member of Securities Investor Protection Corporation (SIPC), which protects securities of its customers up to \$500,000 (including \$250,000 for claims for cash). An explanatory brochure is available upon request or at www.sipc.org. Losses due to market fluctuation are not protected by SIPC and assets not held with us may not be covered

by SIPC protection. To obtain information about SIPC, including an explanatory SIPC brochure, contact SIPC at 1-202-371-8300 or visit www.sipc.org.

Certain Assets Not Held at Morgan Stanley Smith Barney LLC

You may purchase certain assets through us that may be held at another financial institution. Assets not held with us may not be covered by SIPC protection. We may include information about certain assets on this statement solely as a service to you and are not responsible for information provided by external sources. Generally, any financial institution that holds securities is responsible for year-end reporting (e.g., Forms 1099) and separate periodic statements, which may vary from our information due to different reporting periods. In the case of networked mutual funds, we perform all year-end tax reporting.

Total Income

Total income, as used in the income summaries, represents dividends and/or interest on securities we receive on your behalf and credit to your account(s) during the calendar year. We report dividend distributions and taxable bond interest credited to your account to the IRS. The totals we report may differ from those indicated as "This Year" figures on the last statement for the calendar year. Only information on Forms 1099 should be used for tax reporting. In the case of Corporations, Real Estate Investment Trusts (REITs), Master Limited Partnerships, Regulated Investment Companies and Unit Investment Trusts, some sponsors may reclassify the distribution to a different tax type for year-end reporting.

Transaction Dates and Conditions

Transactions display trade date and settlement date. Transactions are included on this statement on trade date basis (excluding BDP and MMFs). Trades that have not settled as of statement month end will also be displayed in the "Unsettled Purchases/Sales Activity" section. Upon written request, we will give you the date and time of a transaction and the name of the other party to a transaction. We and/or our affiliates may accept benefits that constitute payment for order flow. Details regarding these benefits and the source and amount of any other remuneration received or to be received by us in connection with any transaction will be furnished upon written request.

Tax and Legal Disclosure

Morgan Stanley does not provide legal or tax advice. Please consult your own tax advisor.

Revised 05/2021

Consolidated Summary

OVERVIEW OF YOUR ACCOUNTS (includes accrued interest)

Although only whole dollar amounts are displayed below, both dollars and cents are used to calculate all totals. Manually summing the individual line items may not equal the actual total displayed. Refer to Account Statements for details. Excludes Bank Loan Balances (including Liquidity Access Lines, Tailored Lending Loans and Mortgage Balances).

| Account Number | Beginning Value (12/1/21) | Funds Credited/(Debited) | Security/Currency Transfers Rcvd/(Divd) | Change in Value | Ending Value (12/31/21) | Income/Dist This Period/YTD | YTD Realized Gain/(Loss) (Total ST/LT) | Unrealized Gain/(Loss) (Total ST/LT) | Page | |
|---|------------------------------|-----------------------------|---|-----------------|----------------------------|---------------------------------|--|--|----------------|----|
| TOTAL FOR ALL ACCOUNTS | \$1,478,680 | \$11,254 | — | \$(104) | \$1,489,829 | \$224 \$10,421 | — | \$(157) \$1,893 | | |
| Business Accounts | | | | | | | | | | |
| THE BRIDGES COMMUNITY ASSOC RESERVE ACCOUNT Nickname: Reserve Account Fiscal Review included | 478-064895-108 | 1,356,884 | 11,254 | — | (105) | 1,368,032 | 223 10,400 | — | (157) 1,893 | 7 |
| THE BRIDGES COMMUNITY ASSOC EXCESS OPERATING ACCOUNT Nickname: Excess Operating Account Fiscal Review included | 478-064896-108 | 121,795 | — | — | 1 | 121,796 | 1 21 | — | — | 15 |
| Total Business Accounts | \$1,478,680 | \$11,254 | — | \$(104) | \$1,489,829 | \$224 \$10,421 | — | \$(157) \$1,893 | | |

This summary may include assets held in either brokerage and/or advisory accounts. Visit <https://www.morganstanley.com/wealth-relationshipwithms/pdfs/understandingyourrelationship.pdf> to understand the differences between brokerage and advisory accounts. Refer to individual Account Gain/(Loss) Summary and Expanded Disclosures for additional information. Accounts with no balances, holdings or activity year-to-date are not displayed on this page.

Consolidated Summary

CHANGE IN VALUE OF YOUR ACCOUNTS (includes accrued interest)

| | This Period (12/1/21-12/31/21) | This Year (1/1/21-12/31/21) |
|-------------------------------------|-----------------------------------|--------------------------------|
| TOTAL BEGINNING VALUE | \$1,478,680.19 | \$1,601,932.07 |
| Credits | 11,254.00 | 169,605.82 |
| Debits | — | (282,145.31) |
| Security Transfers | — | — |
| Net Credits/Debits/Transfers | \$11,254.00 | \$(112,539.49) |
| Change in Value | (104.58) | 437.03 |
| TOTAL ENDING VALUE | \$1,489,829.61 | \$1,489,829.61 |

Net Credits / Debits include investment advisory fees as applicable. See Activity section for details.

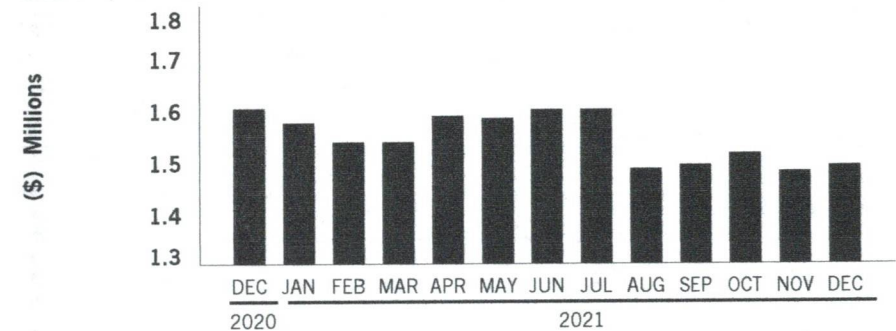
ASSET ALLOCATION (includes accrued interest)

| | Market Value | Percentage |
|---------------------------|-----------------------|----------------|
| Cash | \$736,508.58 | 49.44 |
| Fixed Income & Preferreds | 753,321.03 | 50.56 |
| TOTAL VALUE | \$1,489,829.61 | 100.00% |

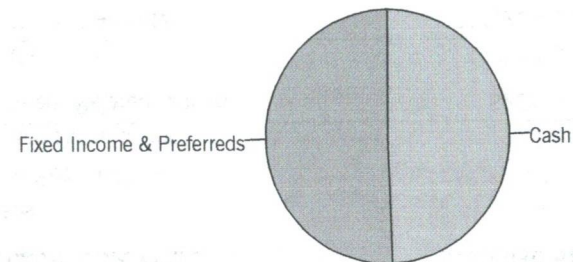
FDIC rules apply and Bank Deposits are eligible for FDIC insurance but are not covered by SIPC. Cash and securities (including MMFs) are eligible for SIPC coverage. See Expanded Disclosures. Values may include assets externally held, which are provided to you as a courtesy, and may not be covered by SIPC. For additional information, refer to the corresponding section of this statement.

MARKET VALUE OVER TIME

The below chart displays the most recent thirteen months of Market Value.



This chart does not reflect corrections to Market Value made subsequent to the dates depicted. It may exclude transactions in Annuities or positions where we are not the custodian, which could delay the reporting of Market Value.



This asset allocation represents holdings on a trade date basis, and projected settled Cash/BDP and MMF balances. These classifications do not constitute a recommendation and may differ from the classification of instruments for regulatory or tax purposes.

Consolidated Summary

BALANCE SHEET (^ includes accrued interest)

| | Last Period (as of 11/30/21) | This Period (as of 12/31/21) |
|--|---------------------------------|---------------------------------|
| Cash, BDP, MMFs | \$725,030.51 | \$736,508.58 |
| Certificates of Deposit ^ | 753,649.68 | 753,321.03 |
| Total Assets | \$1,478,680.19 | \$1,489,829.61 |
| Total Liabilities (outstanding balance) | — | — |
| TOTAL VALUE | \$1,478,680.19 | \$1,489,829.61 |

Total liabilities excludes Bank Loan Balances (including Liquidity Access Lines, Tailored Lending Loans and Mortgage Balances).

CASH FLOW

| | This Period (12/1/21-12/31/21) | This Year (1/1/21-12/31/21) |
|--|-----------------------------------|--------------------------------|
| OPENING CASH, BDP, MMFs | \$725,030.51 | \$963,626.13 |
| Purchases | — | (500,000.00) |
| Sales and Redemptions | — | 375,000.00 |
| Income and Distributions | 224.07 | 10,421.94 |
| Total Investment Related Activity | \$224.07 | \$(114,578.06) |
| Checks Deposited | 11,254.00 | 169,605.82 |
| Total Cash Related Activity | \$11,254.00 | \$169,605.82 |
| Checks Written | — | (282,145.31) |
| Total Card/Check Activity | — | \$(282,145.31) |
| CLOSING CASH, BDP, MMFs | \$736,508.58 | \$736,508.58 |

Check Register with Detail

Check Date 12/26/2021 To 1/25/2022 11:59:00 PM

Bridges Comm Assoc

| Check # | Check Date | Ctrl # | Vendor | Department | Amount | Status |
|-------------------------------|------------|--------------|--|------------|----------|-----------|
| Invoice # | | Expense Memo | | | | |
| CIT Checking | | | | | | 26 |
| Auto | 1/5/2022 | 74663 | Walters Management | | 4,270.00 | PAID |
| Inv. # MGMT1809138 | | 650000 | Administrative Expenses WEB SITE MNTNC FEE JAN 22 | Operating | 120.00 | |
| Inv. # MGMT1809138 | | 661000 | Property Management MNG FEE JAN 22 | Operating | 2,850.00 | |
| Inv. # MGMT1809138 | | 661030 | Arch Maintenance Fee ARCH MNTNC FEE JAN 22 | Operating | 500.00 | |
| Inv. # MGMT1809138 | | 810340 | CC1 Management Fee COST CENTER I JAN 22 | Operating | 400.00 | |
| Inv. # MGMT1809138 | | 820260 | CC2 Management Fee COST CENTER II FEE JAN 22 | Operating | 300.00 | |
| Inv. # MGMT1809138 | | 830210 | CC3 Management Fee COST CENTER III FEE JAN 22 | Operating | 100.00 | |
| Auto | 1/15/2022 | 75151 | Walters Management | | 457.30 | PAID |
| Inv. # 202201258CB | | 650000 | Administrative Expenses JAN CHARGEBACKS | Operating | 457.30 | |
| Auto | 1/21/2022 | 74778 | Farmers Insurance Exchange | | 593.08 | PAID |
| Inv. # 0122F00777477800100001 | | 654000 | Insurance JAN INSTALLMENT | Operating | 593.08 | |
| Auto | 1/24/2022 | 74853 | San Diego Gas & Electric | | 23.82 | PAID |
| Inv. # 01220087956791209 | | 620000 | Electricity 0087 9567 9120 9 12/8/21 1/6/22 | Operating | 23.82 | |
| Auto | 1/24/2022 | 74853 | San Diego Gas & Electric | | 31.27 | PAID |
| Inv. # 01220080080499369 | | 620000 | Electricity 0080 0804 9936 9 12/8/21 1/6/22 | Operating | 31.27 | |
| Auto | 1/24/2022 | 74854 | San Diego Gas & Electric | | 46.00 | PAID |
| Inv. # 01220077824767036 | | 620000 | Electricity 0077 8247 6703 6 12/8/21 1/6/22 | Operating | 46.00 | |
| Auto | 1/24/2022 | 74854 | San Diego Gas & Electric | | 74.63 | PAID |
| Inv. # 01220002966134134 | | 620000 | Electricity 0002 9661 3413 4 12/8/21 1/6/22 | Operating | 74.63 | |
| Auto | 1/24/2022 | 74854 | San Diego Gas & Electric | | 155.12 | PAID |
| Inv. # 0122002925587331 | | 620000 | Electricity 0002 9255 8733 1 12/8/21 1/6/22 | Operating | 77.56 | |
| Inv. # 0122002925587331 | | 810080 | CC1 Electricity 0002 9255 8733 1 12/8/21 1/6/22 | Operating | 77.56 | |
| Auto | 1/24/2022 | 74854 | San Diego Gas & Electric | | 12.28 | PAID |
| Inv. # 0122005492064485 | | 620000 | Electricity 0005 4920 6448 5 12/8/21 1/6/22 | Operating | 12.28 | |
| Auto | 1/24/2022 | 74854 | San Diego Gas & Electric | | 12.03 | PAID |
| Inv. # 01220095454058195 | | 820070 | CC2 Electricity 0095 4540 5819 5 12/8/21 1/6/22 | Operating | 12.03 | |
| Auto | 1/25/2022 | 74662 | Olivenhain Municipal Water District | | 2,869.56 | PAID |

Check Register with Detail

Check Date 12/26/2021 To 1/25/2022 11:59:00 PM

Bridges Comm Assoc

| Check # | Check Date | Ctrl # | Vendor | Department | Amount | Status |
|--------------------------|------------|--------------|--|------------|-----------|--------|
| Invoice # | | Expense Memo | | | | |
| Inv. # 01221052953120510 | | 820050 | CC2 Water 09/02-10/04/21 | Operating | 2,869.56 | |
| Auto | 1/25/2022 | 74723 | Olivenhain Municipal Water District | | 15,748.16 | PAID |
| Inv. # 01221052953999999 | | 810180 | CC1 Water 11/04-12/07/21 | Operating | 4,336.81 | |
| Inv. # 01221052953999999 | | 621100 | Water Irrigation 11/04-12/07/21 | Operating | 11,411.35 | |
| Auto | 1/25/2022 | 74854 | San Diego Gas & Electric | | 128.31 | PAID |
| Inv. # 01220032799137665 | | 620000 | Electricity 0032 7991 3766 5 12/8/21 1/6/22 | Operating | 128.31 | |
| Auto | 1/25/2022 | 75364 | Walters Management | | 125.00 | PAID |
| Inv. # 202201258MEA | | 650000 | Administrative Expenses YEAR-END PREP REVIEW & TAXES | Operating | 125.00 | |
| Auto | 1/25/2022 | 75365 | Walters Management | | 345.00 | PAID |
| Inv. # 202201258ME | | 651800 | Collection Expense 1 30 DAY RIGHT TO DIPSUTE NOTICE | Operating | 25.00 | |
| Inv. # 202201258ME | | 651800 | Collection Expense 4 COURTESY LATE NOTICES | Operating | 100.00 | |
| Inv. # 202201258ME | | 651800 | Collection Expense 1 INTENT TO LIEN PACKAGE | Operating | 125.00 | |
| Inv. # 202201258ME | | 210025 | Collection Costs Due Mgmt 1 NSF & RETURNED ITEM FEE | Operating | 25.00 | |
| Inv. # 202201258ME | | 502720 | Late Charges 7 LATE FEES | Operating | 70.00 | |
| 31297 | 1/25/2022 | 75005 | AR Refund Vendor | | 5,820.00 | PAID |
| Inv. # 221885 | | 210000 | Prepaid Assessments Resident Refund: 6368 Calle Ponte Bella LLC | Operating | 95.00 | |
| Inv. # 221885 | | 210000 | Prepaid Assessments Resident Refund: 6368 Calle Ponte Bella LLC | Operating | 445.00 | |
| Inv. # 221885 | | 210000 | Prepaid Assessments Resident Refund: 6368 Calle Ponte Bella LLC | Operating | 480.00 | |
| Inv. # 221885 | | 210000 | Prepaid Assessments Resident Refund: 6368 Calle Ponte Bella LLC | Operating | 480.00 | |
| Inv. # 221885 | | 210000 | Prepaid Assessments Resident Refund: 6368 Calle Ponte Bella LLC | Operating | 480.00 | |
| Inv. # 221885 | | 210000 | Prepaid Assessments Resident Refund: 6368 Calle Ponte Bella LLC | Operating | 480.00 | |
| Inv. # 221885 | | 210000 | Prepaid Assessments Resident Refund: 6368 Calle Ponte Bella LLC | Operating | 480.00 | |
| Inv. # 221885 | | 210000 | Prepaid Assessments Resident Refund: 6368 Calle Ponte Bella LLC | Operating | 480.00 | |
| Inv. # 221885 | | 210000 | Prepaid Assessments Resident Refund: 6368 Calle Ponte Bella LLC | Operating | 480.00 | |
| Inv. # 221885 | | 210000 | Prepaid Assessments Resident Refund: 6368 Calle Ponte Bella LLC | Operating | 480.00 | |
| Inv. # 221885 | | 210000 | Prepaid Assessments Resident Refund: 6368 Calle Ponte Bella LLC | Operating | 480.00 | |
| Inv. # 221885 | | 210000 | Prepaid Assessments Resident Refund: 6368 Calle Ponte Bella LLC | Operating | 480.00 | |

Check Register with Detail

Check Date 12/26/2021 To 1/25/2022 11:59:00 PM

Bridges Comm Assoc

| Check # | Check Date | Ctrl # | Vendor | Department | Amount | Status |
|--------------------|------------|--------------|---|------------|----------|--------|
| Invoice # | | Expense Memo | | | | |
| Inv. # 221885 | | 210000 | Prepaid Assessments Resident Refund: 6368 Calle Ponte Bella LLC | Operating | 480.00 | |
| Inv. # 221885 | | 210000 | Prepaid Assessments Resident Refund: 6368 Calle Ponte Bella LLC | Operating | 480.00 | |
| 31298 | 1/25/2022 | 75005 | AR Refund Vendor | | 3,272.00 | PAID |
| Inv. # 166655 | | 110000 | Accounts Receivable Resident Refund: C Samuel Blick 6961 Corte Spagna Rancho Santa Fe CA | Operating | 515.00 | |
| Inv. # 166655 | | 210000 | Prepaid Assessments Resident Refund: C Samuel Blick 6961 Corte Spagna Rancho Santa Fe CA | Operating | 2,757.00 | |
| 31299 | 1/25/2022 | 75163 | The Bridges Club | | 322.02 | PAID |
| Inv. # 1301123121 | | 634000 | Repairs & Maintenance DEC SVC | Operating | 322.02 | |
| 31300 | 1/25/2022 | 75163 | The Bridges Club | | 748.67 | PAID |
| Inv. # 1299C123021 | | 639200 | Tree Service REIMB FOR RIDGEWOOD TREE CARE INVOICE 98386 | Operating | 748.67 | |
| 31301 | 1/25/2022 | 75163 | The Bridges Club | | 533.83 | PAID |
| Inv. # 1299B123021 | | 634000 | Repairs & Maintenance REIMB ELECTRICAL SALES INVOICES 092769 02 & 092682 01 | Operating | 533.83 | |
| 31302 | 1/25/2022 | 75164 | UgMO Technologies | | 1,280.00 | PAID |
| Inv. # 7698 | | 639070 | Landscape Supplies DEC CONTRACT | Operating | 1,280.00 | |
| 31303 | 1/25/2022 | 75164 | OnSolve LLC | | 1,331.27 | PAID |
| Inv. # 15206760 | | 650000 | Administrative Expenses ADMIN FEE | Operating | 1,331.27 | |
| 31304 | 1/25/2022 | 75164 | Cleanlot Maintenance Svcs | | 1,884.75 | PAID |
| Inv. # 215401 | | 634052 | Private Streets & Driveways DEC SVC | Operating | 1,884.75 | |
| 31305 | 1/25/2022 | 75164 | Association Reserves San Diego LLC | | 1,650.00 | PAID |
| Inv. # 1459114FP | | 651850 | Reserve Study RESERVE STUDY REPORT # 14591-14 | Operating | 1,650.00 | |
| 31306 | 1/25/2022 | 75164 | Rodent Pest Technologies | | 1,400.00 | PAID |
| Inv. # 6685446 | | 637000 | Pest Control TRAPPING & REMOVAL OF TRAPS | Operating | 1,400.00 | |
| 31307 | 1/25/2022 | 75164 | The Bridges Club | | 1,300.00 | PAID |
| Inv. # 1300123021 | | 820210 | CC2 Landscaping DEC SHARED USE GROVES | Operating | 1,300.00 | |
| 31308 | 1/25/2022 | 75164 | Rodent Pest Technologies | | 1,400.00 | PAID |
| Inv. # 6685452 | | 637000 | Pest Control TRAPPING & REMOVAL OF TRAPS | Operating | 1,400.00 | |
| 31309 | 1/25/2022 | 75164 | The Bridges Club | | 3,350.00 | PAID |
| Inv. # 1299123021 | | 634000 | Repairs & Maintenance REIMB HOA Portion Holiday Lights | Operating | 3,350.00 | |

Check Register with Detail

Check Date 12/26/2021 To 1/25/2022 11:59:00 PM

Bridges Comm Assoc

| Check # | Check Date | Ctrl # | Vendor | Department | Amount | Status |
|---------------------|------------|--------------|--|------------|-----------|--------|
| Invoice # | | Expense Memo | | | | |
| 31310 | 1/25/2022 | 75164 | The Bridges Club | | 3,534.98 | PAID |
| Inv. # 1299A123021 | | 820050 | CC2 Water Irrigation repairs | Operating | 3,534.98 | |
| 31311 | 1/25/2022 | 75164 | The Bridges Club | | 67,885.49 | PAID |
| Inv. # 130201012022 | | 634000 | Repairs & Maintenance JAN SVC | Operating | 67,885.49 | |
| 31312 | 1/25/2022 | 75165 | The Bridges Club | | 3,320.70 | PAID |
| Inv. # 1303123021 | | 639000 | Landscaping DEC ENTRY NODES | Operating | 3,320.70 | |
| 31313 | 1/25/2022 | 75165 | The Bridges Club | | 2,141.19 | PAID |
| Inv. # 1305010122 | | 634550 | Shared Use Expense Shared Use Reserve Allocation | Operating | 2,141.19 | |
| 31314 | 1/25/2022 | 75165 | C. Casey Landscape Construction Inc. | | 17,450.00 | PAID |
| Inv. # B113 | | 634000 | Repairs & Maintenance Equipment Vehicle etc | Operating | 850.00 | |
| Inv. # B113 | | 639000 | Landscaping Dec Service | Operating | 7,800.00 | |
| Inv. # B113 | | 810280 | CC1 Landscaping Dec Service | Operating | 8,800.00 | |
| 31315 | 1/25/2022 | 75165 | Rockey Murata Landscaping Inc | | 4,600.00 | PAID |
| Inv. # 122196L | | 639000 | Landscaping DEC SVC | Operating | 4,600.00 | |
| 31316 | 1/25/2022 | 75165 | Ridgewood Tree Care | | 4,970.95 | PAID |
| Inv. # 98389 | | 810420 | CC1 Tree Trimming TREE TRIMMING AND TREATMENT IN VILLAS | Operating | 4,970.95 | |
| 31317 | 1/25/2022 | 75165 | C. Casey Landscape Construction Inc. | | 4,140.00 | PAID |
| Inv. # BE214 | | 810370 | CC1 Repairs & Maintenance Flagstone and concrete repair at Portone and Spagna; rock borders at Fresc | Operating | 4,140.00 | |
| 31318 | 1/25/2022 | 75165 | C. Casey Landscape Construction Inc. | | 22,770.00 | PAID |
| Inv. # BE213 | | 810110 | CC1 Lndscp Supplies Flagstone and concrete repair at Portone and Spagna; rock borders at Fresc | Operating | 17,260.00 | |
| Inv. # BE213 | | 639070 | Landscape Supplies Irrigation Repairs/spraying at parks | Operating | 5,510.00 | |
| 31319 | 1/25/2022 | 75165 | C. Casey Landscape Construction Inc. | | 9,700.00 | PAID |
| Inv. # BE215 | | 810110 | CC1 Lndscp Supplies Install 50 flats plants, mulching and irrigation repairs | Operating | 9,700.00 | |
| 31320 | 1/25/2022 | 75207 | Community Press Inc | | 260.81 | PAID |
| Inv. # 38120 | | 650000 | Administrative Expenses CIVIL CODE 4041 MAILING | Operating | 260.81 | |
| 31321 | 1/25/2022 | 75646 | The Bridges | | 9,082.00 | PAID |
| | | 910060 | CC1R Gen Replacement JANUARY RESERVE CONTRIBUTION | Operating | 1,967.00 | |

Check Register with Detail

Check Date 12/26/2021 To 1/25/2022 11:59:00 PM

Bridges Comm Assoc

| Check # | Check Date | Ctrl # | Vendor | | | |
|-----------|------------|-----------------|--|------------------------------|-------------------|--------|
| Invoice # | | Expense Memo | | Department | Amount | Status |
| | | 920060 | CC2R Gen Replacement JANUARY RESERVE CONTRIBUTION | Operating | 186.00 | |
| | | 930020 | CC3R Gen Replacement JANUARY RESERVE CONTRIBUTION | Operating | 240.00 | |
| | | 901110 | General Replacement JANUARY RESERVE CONTRIBUTION | Operating | 6,689.00 | |
| | | | | Total | 199,040.22 | |
| | | | | Voided | 0.00 | |
| | | | | CIT Checking TOTAL \$ | 199,040.22 | |

Bridges Comm Assoc
General Ledger Summary

Posted 12/26/2021 To 1/25/2022 11:59:00 PM

| Posted | Transaction | Source | Note | Debit | Credit | Balance |
|--------------------------------------|-------------|--------|--|-----------|-----------|------------------|
| Operating | | | | | | |
| 100000 CIT Checking *****5808 | | | | | | 64,227.57 |
| 12/27/2021 | 12/27/2021 | A/R | Lockbox | 6,209.00 | | 70,436.57 |
| 12/28/2021 | 12/28/2021 | A/R | Lockbox | 4,029.00 | | 74,465.57 |
| 12/29/2021 | 12/29/2021 | A/R | Lockbox | 3,757.00 | | 78,222.57 |
| 12/30/2021 | 12/30/2021 | A/R | Lockbox | 10,984.00 | | 89,206.57 |
| 12/31/2021 | 12/31/2021 | A/R | Lockbox | 12,456.00 | | 101,662.57 |
| 1/3/2022 | 1/3/2022 | A/R | Lockbox | 6,284.00 | | 107,946.57 |
| 1/4/2022 | 1/4/2022 | A/R | Lockbox | 6,446.00 | | 114,392.57 |
| 1/5/2022 | 1/5/2022 | A/R | Lockbox | 40,961.00 | | 155,353.57 |
| 1/5/2022 | 1/5/2022 | A/R | Lockbox | 16,283.00 | | 171,636.57 |
| 1/5/2022 | 1/5/2022 | A/P | A/P Voucher Post: Chk# Auto: Walters Management | | 4,270.00 | 167,366.57 |
| 1/6/2022 | 1/6/2022 | A/R | Lockbox | 19,395.00 | | 186,761.57 |
| 1/7/2022 | 1/7/2022 | A/R | Lockbox | 7,973.00 | | 194,734.57 |
| 1/10/2022 | 1/10/2022 | A/R | Lockbox | 16,009.00 | | 210,743.57 |
| 1/11/2022 | 1/11/2022 | A/R | Lockbox | 8,814.00 | | 219,557.57 |
| 1/12/2022 | 1/12/2022 | A/R | Lockbox | 4,058.63 | | 223,616.20 |
| 1/12/2022 | 1/12/2022 | A/R | Adjustment Batch | | 600.00 | 223,016.20 |
| 1/13/2022 | 1/13/2022 | A/R | Lockbox | 1,438.00 | | 224,454.20 |
| 1/13/2022 | 1/13/2022 | A/R | Adjustment Batch | | 858.00 | 223,596.20 |
| 1/13/2022 | 1/13/2022 | A/R | Adjustment Batch | | 858.00 | 222,738.20 |
| 1/13/2022 | 1/13/2022 | A/R | Adjustment Batch | | 858.00 | 221,880.20 |
| 1/13/2022 | 1/13/2022 | A/R | Adjustment Batch | | 858.00 | 221,022.20 |
| 1/13/2022 | 1/13/2022 | A/R | Adjustment Batch | | 858.00 | 220,164.20 |
| 1/13/2022 | 1/13/2022 | A/R | Adjustment Batch | | 858.00 | 219,306.20 |
| 1/13/2022 | 1/13/2022 | A/R | Adjustment Batch | | 858.00 | 218,448.20 |
| 1/13/2022 | 1/13/2022 | A/R | Adjustment Batch | | 858.00 | 217,590.20 |
| 1/13/2022 | 1/13/2022 | A/R | Adjustment Batch | | 858.00 | 216,732.20 |
| 1/13/2022 | 1/13/2022 | A/R | Adjustment Batch | | 858.00 | 215,874.20 |
| 1/13/2022 | 1/13/2022 | A/R | Adjustment Batch | | 858.00 | 215,016.20 |
| 1/14/2022 | 1/14/2022 | A/R | Lockbox | 2,483.00 | | 217,499.20 |
| 1/15/2022 | 1/15/2022 | A/P | A/P Voucher Post: Chk# Auto: Walters Management | | 457.30 | 217,041.90 |
| 1/18/2022 | 1/18/2022 | A/R | Lockbox | 663.00 | | 217,704.90 |
| 1/19/2022 | 1/19/2022 | A/R | Lockbox | 1,550.00 | | 219,254.90 |
| 1/20/2022 | 1/20/2022 | A/R | Lockbox | 515.00 | | 219,769.90 |
| 1/21/2022 | 1/21/2022 | A/P | A/P Voucher Post: Chk# Auto: Farmers Insurance Exc | | 593.08 | 219,176.82 |
| 1/21/2022 | 1/21/2022 | A/R | Lockbox | 515.00 | | 219,691.82 |
| 1/24/2022 | 1/24/2022 | A/P | A/P Voucher Post: Chk# Auto: San Diego Gas & Electr | | 23.82 | 219,668.00 |
| 1/24/2022 | 1/24/2022 | A/P | A/P Voucher Post: Chk# Auto: San Diego Gas & Electr | | 31.27 | 219,636.73 |
| 1/24/2022 | 1/24/2022 | A/P | A/P Voucher Post: Chk# Auto: San Diego Gas & Electr | | 46.00 | 219,590.73 |
| 1/24/2022 | 1/24/2022 | A/P | A/P Voucher Post: Chk# Auto: San Diego Gas & Electr | | 74.63 | 219,516.10 |
| 1/24/2022 | 1/24/2022 | A/P | A/P Voucher Post: Chk# Auto: San Diego Gas & Electr | | 155.12 | 219,360.98 |
| 1/24/2022 | 1/24/2022 | A/P | A/P Voucher Post: Chk# Auto: San Diego Gas & Electr | | 12.28 | 219,348.70 |
| 1/24/2022 | 1/24/2022 | A/P | A/P Voucher Post: Chk# Auto: San Diego Gas & Electr | | 12.03 | 219,336.67 |
| 1/24/2022 | 1/24/2022 | A/R | Lockbox | 1,676.00 | | 221,012.67 |
| 1/25/2022 | 1/25/2022 | A/P | A/P Voucher Post: Chk# Auto: Olivenhain Municipal W: | | 2,869.56 | 218,143.11 |
| 1/25/2022 | 1/25/2022 | A/P | A/P Voucher Post: Chk# Auto: Olivenhain Municipal W: | | 15,748.16 | 202,394.95 |
| 1/25/2022 | 1/25/2022 | A/P | A/P Voucher Post: Chk# Auto: San Diego Gas & Electr | | 128.31 | 202,266.64 |
| 1/25/2022 | 1/25/2022 | A/R | Lockbox | 2,908.00 | | 205,174.64 |
| 1/25/2022 | 1/25/2022 | A/P | A/P Voucher Post: Chk# 31297: 6368 Calle Ponte Bell: | | 5,820.00 | 199,354.64 |
| 1/25/2022 | 1/25/2022 | A/P | A/P Voucher Post: Chk# 31298: C Samuel Blick | | 3,272.00 | 196,082.64 |
| 1/25/2022 | 1/25/2022 | A/P | A/P Voucher Post: Chk# 31299: The Bridges Club | | 322.02 | 195,760.62 |
| 1/25/2022 | 1/25/2022 | A/P | A/P Voucher Post: Chk# 31300: The Bridges Club | | 748.67 | 195,011.95 |
| 1/25/2022 | 1/25/2022 | A/P | A/P Voucher Post: Chk# 31301: The Bridges Club | | 533.83 | 194,478.12 |
| 1/25/2022 | 1/25/2022 | A/P | A/P Voucher Post: Chk# 31302: UgMO Technologies | | 1,280.00 | 193,198.12 |

Bridges Comm Assoc
General Ledger Summary

Posted 12/26/2021 To 1/25/2022 11:59:00 PM

| Posted | Transaction | Source | Note | Debit | Credit | Balance |
|---|-------------|--------|--|------------|------------|-------------------|
| 1/25/2022 | 1/25/2022 | A/P | A/P Voucher Post: Chk# 31303: OnSolve LLC | | 1,331.27 | 191,866.85 |
| 1/25/2022 | 1/25/2022 | A/P | A/P Voucher Post: Chk# 31304: Cleanlot Maintenance | | 1,884.75 | 189,982.10 |
| 1/25/2022 | 1/25/2022 | A/P | A/P Voucher Post: Chk# 31305: Association Reserves | | 1,650.00 | 188,332.10 |
| 1/25/2022 | 1/25/2022 | A/P | A/P Voucher Post: Chk# 31306: Rodent Pest Technolo | | 1,400.00 | 186,932.10 |
| 1/25/2022 | 1/25/2022 | A/P | A/P Voucher Post: Chk# 31307: The Bridges Club | | 1,300.00 | 185,632.10 |
| 1/25/2022 | 1/25/2022 | A/P | A/P Voucher Post: Chk# 31308: Rodent Pest Technolo | | 1,400.00 | 184,232.10 |
| 1/25/2022 | 1/25/2022 | A/P | A/P Voucher Post: Chk# 31309: The Bridges Club | | 3,350.00 | 180,882.10 |
| 1/25/2022 | 1/25/2022 | A/P | A/P Voucher Post: Chk# 31310: The Bridges Club | | 3,534.98 | 177,347.12 |
| 1/25/2022 | 1/25/2022 | A/P | A/P Voucher Post: Chk# 31311: The Bridges Club | | 67,885.49 | 109,461.63 |
| 1/25/2022 | 1/25/2022 | A/P | A/P Voucher Post: Chk# 31312: The Bridges Club | | 3,320.70 | 106,140.93 |
| 1/25/2022 | 1/25/2022 | A/P | A/P Voucher Post: Chk# 31313: The Bridges Club | | 2,141.19 | 103,999.74 |
| 1/25/2022 | 1/25/2022 | A/P | A/P Voucher Post: Chk# 31314: C. Casey Landscape | | 17,450.00 | 86,549.74 |
| 1/25/2022 | 1/25/2022 | A/P | A/P Voucher Post: Chk# 31315: Rocky Murata Lands | | 4,600.00 | 81,949.74 |
| 1/25/2022 | 1/25/2022 | A/P | A/P Voucher Post: Chk# 31316: Ridgewood Tree Care | | 4,970.95 | 76,978.79 |
| 1/25/2022 | 1/25/2022 | A/P | A/P Voucher Post: Chk# 31317: C. Casey Landscape | | 4,140.00 | 72,838.79 |
| 1/25/2022 | 1/25/2022 | A/P | A/P Voucher Post: Chk# 31318: C. Casey Landscape | | 22,770.00 | 50,068.79 |
| 1/25/2022 | 1/25/2022 | A/P | A/P Voucher Post: Chk# 31319: C. Casey Landscape | | 9,700.00 | 40,368.79 |
| 1/25/2022 | 1/25/2022 | A/P | A/P Voucher Post: Chk# 31320: Community Press Inc | | 260.81 | 40,107.98 |
| 1/25/2022 | 1/25/2022 | A/P | A/P Voucher Post: Chk# Auto: Walters Management | | 125.00 | 39,982.98 |
| 1/25/2022 | 1/25/2022 | A/P | A/P Voucher Post: Chk# Auto: Walters Management | | 345.00 | 39,637.98 |
| 1/25/2022 | 1/25/2022 | G/L | Bank Reconcile: Service Fee Charge | | 120.00 | 39,517.98 |
| 1/25/2022 | 1/25/2022 | A/P | A/P Voucher Post: Chk# 31321: The Bridges | | 9,082.00 | 30,435.98 |
| | | | Net Change: (33,791.59) | 175,406.63 | 209,198.22 | 30,435.98 |
| 100130 Morgan Stanley Excess Op Cash *****9141 | | | | | | 121,795.79 |
| 12/31/2021 | 12/31/2021 | G/L | Bank Reconcile: Interest Earned | 1.04 | | 121,796.83 |
| | | | Net Change: 1.04 | 1.04 | 0.00 | 121,796.83 |
| 102350 Morgan Stanley Reserve Cash *****9125 | | | | | | 546,262.25 |
| 12/31/2021 | 12/31/2021 | G/L | Bank Reconcile: Interest Earned | 223.03 | | 546,485.28 |
| 1/25/2022 | 1/25/2022 | G/L | January Reserve Contribution | 9,082.00 | | 555,567.28 |
| | | | Net Change: 9,305.03 | 9,305.03 | 0.00 | 555,567.28 |
| 102355 Morgan Stanley Reserve Investments 9 | | | | | | 750,000.00 |
| 110000 Accounts Receivable | | | | | | 6,572.00 |
| 1/5/2022 | 12/16/2021 | A/R | Late Fee | 125.00 | | 6,697.00 |
| 1/1/2022 | 1/1/2022 | A/R | Billing | 147,936.00 | | 154,633.00 |
| 1/1/2022 | 1/1/2022 | A/R | Adjustment Batch | 871.00 | | 155,504.00 |
| 1/1/2022 | 1/1/2022 | A/R | Adjustment Batch | 341.00 | | 155,845.00 |
| 1/1/2022 | 1/1/2022 | A/R | Batch Void: Void Transaction | | 341.00 | 155,504.00 |
| 1/3/2022 | 1/3/2022 | A/R | Apply Credit | | 5,739.00 | 149,765.00 |
| 1/4/2022 | 1/4/2022 | A/R | Apply Credit | | 46,783.00 | 102,982.00 |
| 1/4/2022 | 1/4/2022 | A/R | Apply Credit | | 5,946.00 | 97,036.00 |
| 1/5/2022 | 1/5/2022 | A/R | Apply Credit | | 40,961.00 | 56,075.00 |
| 1/5/2022 | 1/5/2022 | A/R | Apply Credit | | 14,500.00 | 41,575.00 |
| 1/6/2022 | 1/6/2022 | A/R | Apply Credit | | 9,055.00 | 32,520.00 |
| 1/7/2022 | 1/7/2022 | A/R | Apply Credit | | 7,973.00 | 24,547.00 |
| 1/10/2022 | 1/10/2022 | A/R | Apply Credit | | 5,526.00 | 19,021.00 |
| 1/11/2022 | 1/11/2022 | A/R | Apply Credit | | 4,721.00 | 14,300.00 |
| 1/12/2022 | 1/12/2022 | A/R | Apply Credit | | 3,198.00 | 11,102.00 |
| 1/12/2022 | 1/12/2022 | A/R | Adjustment Batch | 635.00 | | 11,737.00 |
| 1/19/2022 | 1/12/2022 | A/R | Late Fee | 25.00 | | 11,762.00 |
| 1/13/2022 | 1/13/2022 | A/R | Apply Credit | | 1,388.00 | 10,374.00 |
| 1/13/2022 | 1/13/2022 | A/R | Adjustment Batch | 868.00 | | 11,242.00 |

Bridges Comm Assoc
General Ledger Summary

Posted 12/26/2021 To 1/25/2022 11:59:00 PM

| Posted | Transaction | Source | Note | Debit | Credit | Balance |
|--------------------|-------------|--------|--|------------|------------|-----------|
| 1/13/2022 | 1/13/2022 | A/R | Adjustment Batch | | 10.00 | 11,232.00 |
| 1/13/2022 | 1/13/2022 | A/R | Adjustment Batch | 868.00 | | 12,100.00 |
| 1/13/2022 | 1/13/2022 | A/R | Adjustment Batch | | 10.00 | 12,090.00 |
| 1/13/2022 | 1/13/2022 | A/R | Adjustment Batch | 868.00 | | 12,958.00 |
| 1/13/2022 | 1/13/2022 | A/R | Adjustment Batch | | 10.00 | 12,948.00 |
| 1/13/2022 | 1/13/2022 | A/R | Adjustment Batch | 868.00 | | 13,816.00 |
| 1/13/2022 | 1/13/2022 | A/R | Adjustment Batch | | 10.00 | 13,806.00 |
| 1/13/2022 | 1/13/2022 | A/R | Adjustment Batch | 868.00 | | 14,674.00 |
| 1/13/2022 | 1/13/2022 | A/R | Adjustment Batch | | 10.00 | 14,664.00 |
| 1/13/2022 | 1/13/2022 | A/R | Adjustment Batch | 868.00 | | 15,532.00 |
| 1/13/2022 | 1/13/2022 | A/R | Adjustment Batch | | 10.00 | 15,522.00 |
| 1/13/2022 | 1/13/2022 | A/R | Adjustment Batch | 868.00 | | 16,390.00 |
| 1/13/2022 | 1/13/2022 | A/R | Adjustment Batch | | 10.00 | 16,380.00 |
| 1/13/2022 | 1/13/2022 | A/R | Adjustment Batch | 868.00 | | 17,248.00 |
| 1/13/2022 | 1/13/2022 | A/R | Adjustment Batch | | 10.00 | 17,238.00 |
| 1/13/2022 | 1/13/2022 | A/R | Adjustment Batch | 868.00 | | 18,106.00 |
| 1/13/2022 | 1/13/2022 | A/R | Adjustment Batch | | 10.00 | 18,096.00 |
| 1/13/2022 | 1/13/2022 | A/R | Adjustment Batch | 868.00 | | 18,964.00 |
| 1/13/2022 | 1/13/2022 | A/R | Adjustment Batch | | 10.00 | 18,954.00 |
| 1/13/2022 | 1/13/2022 | A/R | Adjustment Batch | 868.00 | | 19,822.00 |
| 1/13/2022 | 1/13/2022 | A/R | Adjustment Batch | | 10.00 | 19,812.00 |
| 1/14/2022 | 1/14/2022 | A/R | Apply Credit | 10.00 | 10.00 | 19,812.00 |
| 1/14/2022 | 1/14/2022 | A/R | Apply Credit | 10.00 | 10.00 | 19,812.00 |
| 1/14/2022 | 1/14/2022 | A/R | Apply Credit | 10.00 | 10.00 | 19,812.00 |
| 1/14/2022 | 1/14/2022 | A/R | Apply Credit | 10.00 | 10.00 | 19,812.00 |
| 1/14/2022 | 1/14/2022 | A/R | Apply Credit | 10.00 | 10.00 | 19,812.00 |
| 1/14/2022 | 1/14/2022 | A/R | Apply Credit | 10.00 | 10.00 | 19,812.00 |
| 1/14/2022 | 1/14/2022 | A/R | Apply Credit | 10.00 | 10.00 | 19,812.00 |
| 1/14/2022 | 1/14/2022 | A/R | Apply Credit | 10.00 | 10.00 | 19,812.00 |
| 1/14/2022 | 1/14/2022 | A/R | Apply Credit | 10.00 | 10.00 | 19,812.00 |
| 1/14/2022 | 1/14/2022 | A/R | Apply Credit | | 1,918.00 | 17,894.00 |
| 1/19/2022 | 1/16/2022 | A/R | Late Fee | 70.00 | | 17,964.00 |
| 1/18/2022 | 1/18/2022 | A/R | Apply Credit | | 663.00 | 17,301.00 |
| 1/19/2022 | 1/19/2022 | A/R | Apply Credit | | 9,438.00 | 7,863.00 |
| 1/20/2022 | 1/20/2022 | A/R | Apply Credit | | 11.00 | 7,852.00 |
| 1/24/2022 | 1/20/2022 | A/R | Late Fee | 100.00 | | 7,952.00 |
| 1/21/2022 | 1/21/2022 | A/R | Apply Credit | | 15.00 | 7,937.00 |
| 1/24/2022 | 1/24/2022 | A/R | Apply Credit | | 40.00 | 7,897.00 |
| 1/25/2022 | 1/25/2022 | A/R | Apply Credit | | 848.00 | 7,049.00 |
| 1/25/2022 | 1/25/2022 | A/P | A/P Voucher Post: Chk# 31298: C Samuel Blick | 515.00 | | 7,564.00 |
| 1/25/2022 | 1/25/2022 | G/L | Reclass AR Balances | | 515.00 | 7,049.00 |
| Net Change: 477.00 | | | | 160,276.00 | 159,799.00 | 7,049.00 |

210000 Prepaid Assessments

| | | | | | | |
|------------|------------|-----|--------------|-----------|-----------|--------------------|
| | | | | | | (42,201.90) |
| 12/27/2021 | 12/27/2021 | A/R | Lockbox | | 6,209.00 | (48,410.90) |
| 12/28/2021 | 12/28/2021 | A/R | Lockbox | | 4,029.00 | (52,439.90) |
| 12/29/2021 | 12/29/2021 | A/R | Lockbox | | 3,757.00 | (56,196.90) |
| 12/30/2021 | 12/30/2021 | A/R | Lockbox | | 10,984.00 | (67,180.90) |
| 12/31/2021 | 12/31/2021 | A/R | Lockbox | | 12,456.00 | (79,636.90) |
| 1/3/2022 | 1/3/2022 | A/R | Lockbox | | 6,284.00 | (85,920.90) |
| 1/3/2022 | 1/3/2022 | A/R | Apply Credit | 5,739.00 | | (80,181.90) |
| 1/4/2022 | 1/4/2022 | A/R | Apply Credit | 46,783.00 | | (33,398.90) |
| 1/4/2022 | 1/4/2022 | A/R | Lockbox | | 6,446.00 | (39,844.90) |

Bridges Comm Assoc
General Ledger Summary

Posted 12/26/2021 To 1/25/2022 11:59:00 PM

| Posted | Transaction | Source | Note | Debit | Credit | Balance |
|---|-------------|--------|--|------------|------------|-----------------------|
| 1/4/2022 | 1/4/2022 | A/R | Apply Credit | 5,946.00 | | (33,898.90) |
| 1/5/2022 | 1/5/2022 | A/R | Lockbox | | 40,961.00 | (74,859.90) |
| 1/5/2022 | 1/5/2022 | A/R | Apply Credit | 40,961.00 | | (33,898.90) |
| 1/5/2022 | 1/5/2022 | A/R | Lockbox | | 16,283.00 | (50,181.90) |
| 1/5/2022 | 1/5/2022 | A/R | Apply Credit | 14,500.00 | | (35,681.90) |
| 1/6/2022 | 1/6/2022 | A/R | Lockbox | | 19,395.00 | (55,076.90) |
| 1/6/2022 | 1/6/2022 | A/R | Apply Credit | 9,055.00 | | (46,021.90) |
| 1/7/2022 | 1/7/2022 | A/R | Lockbox | | 7,973.00 | (53,994.90) |
| 1/7/2022 | 1/7/2022 | A/R | Apply Credit | 7,973.00 | | (46,021.90) |
| 1/10/2022 | 1/10/2022 | A/R | Lockbox | | 16,009.00 | (62,030.90) |
| 1/10/2022 | 1/10/2022 | A/R | Apply Credit | 5,526.00 | | (56,504.90) |
| 1/11/2022 | 1/11/2022 | A/R | Lockbox | | 8,814.00 | (65,318.90) |
| 1/11/2022 | 1/11/2022 | A/R | Apply Credit | 4,721.00 | | (60,597.90) |
| 1/12/2022 | 1/12/2022 | A/R | Lockbox | | 4,058.63 | (64,656.53) |
| 1/12/2022 | 1/12/2022 | A/R | Apply Credit | 3,198.00 | | (61,458.53) |
| 1/13/2022 | 1/13/2022 | A/R | Lockbox | | 1,438.00 | (62,896.53) |
| 1/13/2022 | 1/13/2022 | A/R | Apply Credit | 1,388.00 | | (61,508.53) |
| 1/14/2022 | 1/14/2022 | A/R | Lockbox | | 2,483.00 | (63,991.53) |
| 1/14/2022 | 1/14/2022 | A/R | Apply Credit | 1,918.00 | | (62,073.53) |
| 1/18/2022 | 1/18/2022 | A/R | Lockbox | | 663.00 | (62,736.53) |
| 1/18/2022 | 1/18/2022 | A/R | Apply Credit | 663.00 | | (62,073.53) |
| 1/19/2022 | 1/19/2022 | A/R | Apply Credit | 9,438.00 | | (52,635.53) |
| 1/19/2022 | 1/19/2022 | A/R | Lockbox | | 1,550.00 | (54,185.53) |
| 1/20/2022 | 1/20/2022 | A/R | Lockbox | | 515.00 | (54,700.53) |
| 1/20/2022 | 1/20/2022 | A/R | Apply Credit | 11.00 | | (54,689.53) |
| 1/21/2022 | 1/21/2022 | A/R | Lockbox | | 515.00 | (55,204.53) |
| 1/21/2022 | 1/21/2022 | A/R | Apply Credit | 15.00 | | (55,189.53) |
| 1/24/2022 | 1/24/2022 | A/R | Lockbox | | 1,676.00 | (56,865.53) |
| 1/24/2022 | 1/24/2022 | A/R | Apply Credit | 40.00 | | (56,825.53) |
| 1/25/2022 | 1/25/2022 | A/R | Lockbox | | 2,908.00 | (59,733.53) |
| 1/25/2022 | 1/25/2022 | A/R | Apply Credit | 848.00 | | (58,885.53) |
| 1/25/2022 | 1/25/2022 | A/P | A/P Voucher Post: Chk# 31297: 6368 Calle Ponte Bell: | 5,820.00 | | (53,065.53) |
| 1/25/2022 | 1/25/2022 | A/P | A/P Voucher Post: Chk# 31298: C Samuel Blick | 2,757.00 | | (50,308.53) |
| 1/25/2022 | 1/25/2022 | G/L | Reclass AR Balances | 515.00 | | (49,793.53) |
| | | | Net Change: (7,591.63) | 167,815.00 | 175,406.63 | (49,793.53) |
| | | | | | | 0.00 |
| 210025 Collection Costs Due Mgmt | | | | | | |
| 1/12/2022 | 1/12/2022 | A/R | Adjustment Batch | | 25.00 | (25.00) |
| 1/25/2022 | 1/25/2022 | A/P | A/P Voucher Post: Chk# Auto: Walters Management | 25.00 | | 0.00 |
| | | | Net Change: 0.00 | 25.00 | 25.00 | 0.00 |
| | | | | | | (1,063,348.63) |
| 301110 General Replacement | | | | | | |
| 1/25/2022 | 1/25/2022 | G/L | January Reserve Contribution | | 6,689.00 | (1,070,037.63) |
| | | | Net Change: (6,689.00) | 0.00 | 6,689.00 | (1,070,037.63) |
| | | | | | | 0.00 |
| 301290 Interest | | | | | | |
| 12/31/2021 | 12/31/2021 | G/L | Bank Reconcile: Interest Earned | | 223.03 | (223.03) |
| | | | Net Change: (223.03) | 0.00 | 223.03 | (223.03) |
| | | | | | | (193,828.72) |
| 310060 CC1R Gen Replacement | | | | | | |
| 1/25/2022 | 1/25/2022 | G/L | January Reserve Contribution | | 1,967.00 | (195,795.72) |
| | | | Net Change: (1,967.00) | 0.00 | 1,967.00 | (195,795.72) |

Bridges Comm Assoc General Ledger Summary

Posted 12/26/2021 To 1/25/2022 11:59:00 PM

| Posted | Transaction | Source | Note | Debit | Credit | Balance |
|---|-------------|--------|--|-----------|------------|---------------------|
| 320060 CC2R Gen Replacement | | | | | | (23,933.70) |
| 1/25/2022 | 1/25/2022 | G/L | January Reserve Contribution | | 186.00 | (24,119.70) |
| | | | Net Change: (186.00) | 0.00 | 186.00 | (24,119.70) |
| 330020 CC3R Gen Replacement | | | | | | (15,151.20) |
| 1/25/2022 | 1/25/2022 | G/L | January Reserve Contribution | | 240.00 | (15,391.20) |
| | | | Net Change: (240.00) | 0.00 | 240.00 | (15,391.20) |
| 399990 Retained Earnings | | | | | | (150,393.46) |
| 502000 Assessment Income | | | | | | 0.00 |
| 1/1/2022 | 1/1/2022 | A/R | Billing | | 124,550.00 | (124,550.00) |
| 1/1/2022 | 1/1/2022 | A/R | Adjustment Batch | | 530.00 | (125,080.00) |
| | | | Net Change: (125,080.00) | 0.00 | 125,080.00 | (125,080.00) |
| 502720 Late Charges | | | | | | 0.00 |
| 1/19/2022 | 1/16/2022 | A/R | Late Fee | | 70.00 | (70.00) |
| 1/25/2022 | 1/25/2022 | A/P | A/P Voucher Post: Chk# Auto: Walters Management | 70.00 | | 0.00 |
| | | | Net Change: 0.00 | 70.00 | 70.00 | 0.00 |
| 502980 Collection Reimbursement | | | | | | 0.00 |
| 1/5/2022 | 12/16/2021 | A/R | Late Fee | | 125.00 | (125.00) |
| 1/19/2022 | 1/12/2022 | A/R | Late Fee | | 25.00 | (150.00) |
| 1/24/2022 | 1/20/2022 | A/R | Late Fee | | 100.00 | (250.00) |
| | | | Net Change: (250.00) | 0.00 | 250.00 | (250.00) |
| 511000 Interest Income | | | | | | 0.00 |
| 12/31/2021 | 12/31/2021 | G/L | Bank Reconcile: Interest Earned | | 1.04 | (1.04) |
| | | | Net Change: (1.04) | 0.00 | 1.04 | (1.04) |
| 620000 Electricity | | | | | | 0.00 |
| 1/24/2022 | 1/24/2022 | A/P | A/P Voucher Post: Chk# Auto: San Diego Gas & Electr | 23.82 | | 23.82 |
| 1/24/2022 | 1/24/2022 | A/P | A/P Voucher Post: Chk# Auto: San Diego Gas & Electr | 31.27 | | 55.09 |
| 1/24/2022 | 1/24/2022 | A/P | A/P Voucher Post: Chk# Auto: San Diego Gas & Electr | 46.00 | | 101.09 |
| 1/24/2022 | 1/24/2022 | A/P | A/P Voucher Post: Chk# Auto: San Diego Gas & Electr | 74.63 | | 175.72 |
| 1/24/2022 | 1/24/2022 | A/P | A/P Voucher Post: Chk# Auto: San Diego Gas & Electr | 77.56 | | 253.28 |
| 1/24/2022 | 1/24/2022 | A/P | A/P Voucher Post: Chk# Auto: San Diego Gas & Electr | 12.28 | | 265.56 |
| 1/25/2022 | 1/25/2022 | A/P | A/P Voucher Post: Chk# Auto: San Diego Gas & Electr | 128.31 | | 393.87 |
| | | | Net Change: 393.87 | 393.87 | 0.00 | 393.87 |
| 621100 Water Irrigation | | | | | | 0.00 |
| 1/25/2022 | 1/25/2022 | A/P | A/P Voucher Post: Chk# Auto: Olivenhain Municipal W: | 11,411.35 | | 11,411.35 |
| | | | Net Change: 11,411.35 | 11,411.35 | 0.00 | 11,411.35 |
| 634000 Repairs & Maintenance | | | | | | 0.00 |
| 1/25/2022 | 1/25/2022 | A/P | A/P Voucher Post: Chk# 31299: The Bridges Club | 322.02 | | 322.02 |
| 1/25/2022 | 1/25/2022 | A/P | A/P Voucher Post: Chk# 31301: The Bridges Club | 533.83 | | 855.85 |
| 1/25/2022 | 1/25/2022 | A/P | A/P Voucher Post: Chk# 31309: The Bridges Club | 3,350.00 | | 4,205.85 |
| 1/25/2022 | 1/25/2022 | A/P | A/P Voucher Post: Chk# 31311: The Bridges Club | 67,885.49 | | 72,091.34 |
| 1/25/2022 | 1/25/2022 | A/P | A/P Voucher Post: Chk# 31314: C. Casey Landscape | 850.00 | | 72,941.34 |
| 1/25/2022 | 1/25/2022 | G/L | The Bridges Club Ck#31311 | | 67,885.49 | 5,055.85 |

Bridges Comm Assoc General Ledger Summary

Posted 12/26/2021 To 1/25/2022 11:59:00 PM

| Posted | Transaction | Source | Note | Debit | Credit | Balance |
|---|-------------|--------|--|-----------|-----------|-------------|
| Net Change: 5,055.85 | | | | 72,941.34 | 67,885.49 | 5,055.85 |
| 634052 Private Streets & Driveways | | | | | | 0.00 |
| 1/25/2022 | 1/25/2022 | A/P | A/P Voucher Post: Chk# 31304: Cleanlot Maintenance | 1,884.75 | | 1,884.75 |
| Net Change: 1,884.75 | | | | 1,884.75 | 0.00 | 1,884.75 |
| 634550 Shared Use Expense | | | | | | 0.00 |
| 1/25/2022 | 1/25/2022 | A/P | A/P Voucher Post: Chk# 31313: The Bridges Club | 2,141.19 | | 2,141.19 |
| 1/25/2022 | 1/25/2022 | G/L | The Bridges Club Ck#31311 | 67,885.49 | | 70,026.68 |
| Net Change: 70,026.68 | | | | 70,026.68 | 0.00 | 70,026.68 |
| 637000 Pest Control | | | | | | 0.00 |
| 1/25/2022 | 1/25/2022 | A/P | A/P Voucher Post: Chk# 31306: Rodent Pest Technolo | 1,400.00 | | 1,400.00 |
| 1/25/2022 | 1/25/2022 | A/P | A/P Voucher Post: Chk# 31308: Rodent Pest Technolo | 1,400.00 | | 2,800.00 |
| Net Change: 2,800.00 | | | | 2,800.00 | 0.00 | 2,800.00 |
| 639000 Landscaping | | | | | | 0.00 |
| 1/25/2022 | 1/25/2022 | A/P | A/P Voucher Post: Chk# 31312: The Bridges Club | 3,320.70 | | 3,320.70 |
| 1/25/2022 | 1/25/2022 | A/P | A/P Voucher Post: Chk# 31314: C. Casey Landscape | 7,800.00 | | 11,120.70 |
| 1/25/2022 | 1/25/2022 | A/P | A/P Voucher Post: Chk# 31315: Rocky Murata Lands | 4,600.00 | | 15,720.70 |
| Net Change: 15,720.70 | | | | 15,720.70 | 0.00 | 15,720.70 |
| 639070 Landscape Supplies | | | | | | 0.00 |
| 1/25/2022 | 1/25/2022 | A/P | A/P Voucher Post: Chk# 31302: UgMO Technologies | 1,280.00 | | 1,280.00 |
| 1/25/2022 | 1/25/2022 | A/P | A/P Voucher Post: Chk# 31318: C. Casey Landscape | 5,510.00 | | 6,790.00 |
| Net Change: 6,790.00 | | | | 6,790.00 | 0.00 | 6,790.00 |
| 639200 Tree Service | | | | | | 0.00 |
| 1/25/2022 | 1/25/2022 | A/P | A/P Voucher Post: Chk# 31300: The Bridges Club | 748.67 | | 748.67 |
| Net Change: 748.67 | | | | 748.67 | 0.00 | 748.67 |
| 650000 Administrative Expenses | | | | | | 0.00 |
| 1/5/2022 | 1/5/2022 | A/P | A/P Voucher Post: Chk# Auto: Walters Management | 120.00 | | 120.00 |
| 1/13/2022 | 1/13/2022 | A/R | Adjustment Batch | 10.00 | | 130.00 |
| 1/13/2022 | 1/13/2022 | A/R | Adjustment Batch | 10.00 | | 140.00 |
| 1/13/2022 | 1/13/2022 | A/R | Adjustment Batch | 10.00 | | 150.00 |
| 1/13/2022 | 1/13/2022 | A/R | Adjustment Batch | 10.00 | | 160.00 |
| 1/13/2022 | 1/13/2022 | A/R | Adjustment Batch | 10.00 | | 170.00 |
| 1/13/2022 | 1/13/2022 | A/R | Adjustment Batch | 10.00 | | 180.00 |
| 1/13/2022 | 1/13/2022 | A/R | Adjustment Batch | 10.00 | | 190.00 |
| 1/13/2022 | 1/13/2022 | A/R | Adjustment Batch | 10.00 | | 200.00 |
| 1/13/2022 | 1/13/2022 | A/R | Adjustment Batch | 10.00 | | 210.00 |
| 1/13/2022 | 1/13/2022 | A/R | Adjustment Batch | 10.00 | | 220.00 |
| 1/13/2022 | 1/13/2022 | A/R | Adjustment Batch | 10.00 | | 230.00 |
| 1/15/2022 | 1/15/2022 | A/P | A/P Voucher Post: Chk# Auto: Walters Management | 457.30 | | 687.30 |
| 1/25/2022 | 1/25/2022 | A/P | A/P Voucher Post: Chk# 31303: OnSolve LLC | 1,331.27 | | 2,018.57 |
| 1/25/2022 | 1/25/2022 | A/P | A/P Voucher Post: Chk# 31320: Community Press Inc | 260.81 | | 2,279.38 |
| 1/25/2022 | 1/25/2022 | A/P | A/P Voucher Post: Chk# Auto: Walters Management | 125.00 | | 2,404.38 |
| Net Change: 2,404.38 | | | | 2,404.38 | 0.00 | 2,404.38 |
| 651525 Bank Charges | | | | | | 0.00 |

Bridges Comm Assoc
General Ledger Summary

Posted 12/26/2021 To 1/25/2022 11:59:00 PM

| Posted | Transaction | Source | Note | Debit | Credit | Balance |
|---------------------------------------|-------------|--------|--|-----------|-----------|-------------|
| 1/12/2022 | 1/12/2022 | A/R | Adjustment Batch | | 10.00 | (10.00) |
| 1/13/2022 | 1/13/2022 | A/R | Adjustment Batch | | 10.00 | (20.00) |
| 1/13/2022 | 1/13/2022 | A/R | Adjustment Batch | | 10.00 | (30.00) |
| 1/13/2022 | 1/13/2022 | A/R | Adjustment Batch | | 10.00 | (40.00) |
| 1/13/2022 | 1/13/2022 | A/R | Adjustment Batch | | 10.00 | (50.00) |
| 1/13/2022 | 1/13/2022 | A/R | Adjustment Batch | | 10.00 | (60.00) |
| 1/13/2022 | 1/13/2022 | A/R | Adjustment Batch | | 10.00 | (70.00) |
| 1/13/2022 | 1/13/2022 | A/R | Adjustment Batch | | 10.00 | (80.00) |
| 1/13/2022 | 1/13/2022 | A/R | Adjustment Batch | | 10.00 | (90.00) |
| 1/13/2022 | 1/13/2022 | A/R | Adjustment Batch | | 10.00 | (100.00) |
| 1/13/2022 | 1/13/2022 | A/R | Adjustment Batch | | 10.00 | (110.00) |
| 1/13/2022 | 1/13/2022 | A/R | Adjustment Batch | | 10.00 | (120.00) |
| 1/25/2022 | 1/25/2022 | G/L | Bank Reconcile: Service Fee Charge | 120.00 | | 0.00 |
| | | | Net Change: 0.00 | 120.00 | 120.00 | 0.00 |
| 651800 Collection Expense | | | | | | 0.00 |
| 1/25/2022 | 1/25/2022 | A/P | A/P Voucher Post: Chk# Auto: Walters Management | 250.00 | | 250.00 |
| | | | Net Change: 250.00 | 250.00 | 0.00 | 250.00 |
| 651850 Reserve Study | | | | | | 0.00 |
| 1/25/2022 | 1/25/2022 | A/P | A/P Voucher Post: Chk# 31305: Association Reserves | 1,650.00 | | 1,650.00 |
| | | | Net Change: 1,650.00 | 1,650.00 | 0.00 | 1,650.00 |
| 654000 Insurance | | | | | | 0.00 |
| 1/21/2022 | 1/21/2022 | A/P | A/P Voucher Post: Chk# Auto: Farmers Insurance Exc | 593.08 | | 593.08 |
| | | | Net Change: 593.08 | 593.08 | 0.00 | 593.08 |
| 661000 Property Management | | | | | | 0.00 |
| 1/5/2022 | 1/5/2022 | A/P | A/P Voucher Post: Chk# Auto: Walters Management | 2,850.00 | | 2,850.00 |
| | | | Net Change: 2,850.00 | 2,850.00 | 0.00 | 2,850.00 |
| 661030 Arch Maintenance Fee | | | | | | 0.00 |
| 1/5/2022 | 1/5/2022 | A/P | A/P Voucher Post: Chk# Auto: Walters Management | 500.00 | | 500.00 |
| | | | Net Change: 500.00 | 500.00 | 0.00 | 500.00 |
| 810000 CC1 Income - The Villas | | | | | | 0.00 |
| 1/1/2022 | 1/1/2022 | A/R | Billing | | 19,352.00 | (19,352.00) |
| | | | Net Change: (19,352.00) | 0.00 | 19,352.00 | (19,352.00) |
| 810080 CC1 Electricity | | | | | | 0.00 |
| 1/24/2022 | 1/24/2022 | A/P | A/P Voucher Post: Chk# Auto: San Diego Gas & Electr | 77.56 | | 77.56 |
| | | | Net Change: 77.56 | 77.56 | 0.00 | 77.56 |
| 810110 CC1 Lndscp Supplies | | | | | | 0.00 |
| 1/25/2022 | 1/25/2022 | A/P | A/P Voucher Post: Chk# 31318: C. Casey Landscape | 17,260.00 | | 17,260.00 |
| 1/25/2022 | 1/25/2022 | A/P | A/P Voucher Post: Chk# 31319: C. Casey Landscape | 9,700.00 | | 26,960.00 |
| | | | Net Change: 26,960.00 | 26,960.00 | 0.00 | 26,960.00 |
| 810180 CC1 Water | | | | | | 0.00 |
| 1/25/2022 | 1/25/2022 | A/P | A/P Voucher Post: Chk# Auto: Olivenhain Municipal W: | 4,336.81 | | 4,336.81 |

Bridges Comm Assoc
General Ledger Summary

Posted 12/26/2021 To 1/25/2022 11:59:00 PM

| Posted | Transaction | Source | Note | Debit | Credit | Balance |
|--|-------------|--------|--|----------|----------|-------------|
| | | | Net Change: 4,336.81 | 4,336.81 | 0.00 | 4,336.81 |
| 810280 CC1 Landscaping | | | | | | 0.00 |
| 1/25/2022 | 1/25/2022 | A/P | A/P Voucher Post: Chk# 31314: C. Casey Landscape | 8,800.00 | | 8,800.00 |
| | | | Net Change: 8,800.00 | 8,800.00 | 0.00 | 8,800.00 |
| 810340 CC1 Management Fee | | | | | | 0.00 |
| 1/5/2022 | 1/5/2022 | A/P | A/P Voucher Post: Chk# Auto: Walters Management | 400.00 | | 400.00 |
| | | | Net Change: 400.00 | 400.00 | 0.00 | 400.00 |
| 810370 CC1 Repairs & Maintenance | | | | | | 0.00 |
| 1/25/2022 | 1/25/2022 | A/P | A/P Voucher Post: Chk# 31317: C. Casey Landscape | 4,140.00 | | 4,140.00 |
| | | | Net Change: 4,140.00 | 4,140.00 | 0.00 | 4,140.00 |
| 810420 CC1 Tree Trimming | | | | | | 0.00 |
| 1/25/2022 | 1/25/2022 | A/P | A/P Voucher Post: Chk# 31316: Ridgewood Tree Care | 4,970.95 | | 4,970.95 |
| | | | Net Change: 4,970.95 | 4,970.95 | 0.00 | 4,970.95 |
| 820000 CC2 Income - The Groves | | | | | | 0.00 |
| 1/1/2022 | 1/1/2022 | A/R | Billing | | 3,410.00 | (3,410.00) |
| 1/1/2022 | 1/1/2022 | A/R | Adjustment Batch | | 341.00 | (3,751.00) |
| 1/1/2022 | 1/1/2022 | A/R | Adjustment Batch | | 341.00 | (4,092.00) |
| 1/1/2022 | 1/1/2022 | A/R | Batch Void: Void Transaction | 341.00 | | (3,751.00) |
| | | | Net Change: (3,751.00) | 341.00 | 4,092.00 | (3,751.00) |
| 820050 CC2 Water | | | | | | 0.00 |
| 1/25/2022 | 1/25/2022 | A/P | A/P Voucher Post: Chk# Auto: Olivenhain Municipal W: | 2,869.56 | | 2,869.56 |
| 1/25/2022 | 1/25/2022 | A/P | A/P Voucher Post: Chk# 31310: The Bridges Club | 3,534.98 | | 6,404.54 |
| | | | Net Change: 6,404.54 | 6,404.54 | 0.00 | 6,404.54 |
| 820070 CC2 Electricity | | | | | | 0.00 |
| 1/24/2022 | 1/24/2022 | A/P | A/P Voucher Post: Chk# Auto: San Diego Gas & Electr | 12.03 | | 12.03 |
| | | | Net Change: 12.03 | 12.03 | 0.00 | 12.03 |
| 820210 CC2 Landscaping | | | | | | 0.00 |
| 1/25/2022 | 1/25/2022 | A/P | A/P Voucher Post: Chk# 31307: The Bridges Club | 1,300.00 | | 1,300.00 |
| | | | Net Change: 1,300.00 | 1,300.00 | 0.00 | 1,300.00 |
| 820260 CC2 Management Fee | | | | | | 0.00 |
| 1/5/2022 | 1/5/2022 | A/P | A/P Voucher Post: Chk# Auto: Walters Management | 300.00 | | 300.00 |
| | | | Net Change: 300.00 | 300.00 | 0.00 | 300.00 |
| 830000 CC3 Income - The Tennis Center | | | | | | 0.00 |
| 1/1/2022 | 1/1/2022 | A/R | Billing | | 624.00 | (624.00) |
| | | | Net Change: (624.00) | 0.00 | 624.00 | (624.00) |
| 830210 CC3 Management Fee | | | | | | 0.00 |
| 1/5/2022 | 1/5/2022 | A/P | A/P Voucher Post: Chk# Auto: Walters Management | 100.00 | | 100.00 |
| | | | Net Change: 100.00 | 100.00 | 0.00 | 100.00 |

Bridges Comm Assoc
General Ledger Summary

Posted 12/26/2021 To 1/25/2022 11:59:00 PM

| Posted | Transaction | Source | Note | Debit | Credit | Balance |
|------------------------------------|-------------|--------|---|----------|--------|-------------|
| 901110 General Replacement | | | | | | 0.00 |
| 1/25/2022 | 1/25/2022 | A/P | A/P Voucher Post: Chk# 31321: The Bridges | 6,689.00 | | 6,689.00 |
| | | | Net Change: 6,689.00 | 6,689.00 | 0.00 | 6,689.00 |
| 910060 CC1R Gen Replacement | | | | | | 0.00 |
| 1/25/2022 | 1/25/2022 | A/P | A/P Voucher Post: Chk# 31321: The Bridges | 1,967.00 | | 1,967.00 |
| | | | Net Change: 1,967.00 | 1,967.00 | 0.00 | 1,967.00 |
| 920060 CC2R Gen Replacement | | | | | | 0.00 |
| 1/25/2022 | 1/25/2022 | A/P | A/P Voucher Post: Chk# 31321: The Bridges | 186.00 | | 186.00 |
| | | | Net Change: 186.00 | 186.00 | 0.00 | 186.00 |
| 930020 CC3R Gen Replacement | | | | | | 0.00 |
| 1/25/2022 | 1/25/2022 | A/P | A/P Voucher Post: Chk# 31321: The Bridges | 240.00 | | 240.00 |
| | | | Net Change: 240.00 | 240.00 | 0.00 | 240.00 |