

Bridges Comm Assoc

Balance Sheet

Period 03/25/2022

	03/2022	02/2022	Net Change
Assets			
<u>Cash - Operating</u>			
100000 CIT Checking	51,686.57	33,499.24	18,187.33
100130 Morgan Stanley Excess Op Cash	121,798.79	121,797.86	0.93
<u>Total Cash - Operating</u>	<u>173,485.36</u>	<u>155,297.10</u>	<u>18,188.26</u>
<u>Cash - Reserves</u>			
102350 Morgan Stanley Reserve Cash	825,547.78	816,202.92	9,344.86
102355 Morgan Stanley Reserve Investments	500,000.00	500,000.00	0.00
<u>Total Cash - Reserves</u>	<u>1,325,547.78</u>	<u>1,316,202.92</u>	<u>9,344.86</u>
<u>Accounts Receivable</u>			
110000 Accounts Receivable	7,734.00	6,316.00	1,418.00
<u>Total Accounts Receivable</u>	<u>7,734.00</u>	<u>6,316.00</u>	<u>1,418.00</u>
<i>Total Assets</i>	<u><u>1,506,767.14</u></u>	<u><u>1,477,816.02</u></u>	<u><u>28,951.12</u></u>
Liabilities & Equity			
<u>Current Liabilities</u>			
210000 Prepaid Assessments	51,094.95	47,038.95	4,056.00
<u>Total Current Liabilities</u>	<u>51,094.95</u>	<u>47,038.95</u>	<u>4,056.00</u>
<u>Operating Equity</u>			
399990 Retained Earnings	150,393.46	150,393.46	0.00
Current Year Net Income/(Loss)	(20,269.05)	(35,819.31)	15,550.26
<u>Total Operating Equity</u>	<u>130,124.41</u>	<u>114,574.15</u>	<u>15,550.26</u>
<u>Reserve Equity</u>			
301110 General Replacement	1,083,425.63	1,076,731.63	6,694.00
301290 Interest	2,039.53	1,776.67	262.86
310060 CC1R Gen Replacement	199,729.72	197,762.72	1,967.00
320060 CC2R Gen Replacement	24,481.70	24,300.70	181.00
330020 CC3R Gen Replacement	15,871.20	15,631.20	240.00
<u>Total Reserve Equity</u>	<u>1,325,547.78</u>	<u>1,316,202.92</u>	<u>9,344.86</u>
<i>Total Liabilities & Equity</i>	<u><u>1,506,767.14</u></u>	<u><u>1,477,816.02</u></u>	<u><u>28,951.12</u></u>

Bridges Comm Assoc Budget Comparison

Period 2/26/2022 To 3/25/2022 11:59:00 PM

Current Month Operating			Year to Date Operating				
Actual	Budget	\$ Var	Actual	Budget	\$ Var	Annual	
Income							
<u>Assessments</u>							
125,080.00	125,080.00	0.00					
			502000 Assessment Income	375,240.00	375,240.00	0.00	1,500,960.00
125,080.00	125,080.00	0.00	TOTAL Assessments	375,240.00	375,240.00	0.00	1,500,960.00
<u>Other Income</u>							
0.00	0.00	0.00					
			502200 Unrefundable	515.00	0.00	515.00	0.00
50.00	0.00	50.00	502980 Collection Reimbursement	400.00	0.00	400.00	0.00
0.93	0.00	0.93	511000 Interest Income	3.00	0.00	3.00	0.00
50.93	0.00	50.93	TOTAL Other Income	918.00	0.00	918.00	0.00
125,130.93	125,080.00	50.93	TOTAL Income	376,158.00	375,240.00	918.00	1,500,960.00
Expense							
<u>03 Utilities</u>							
458.37	363.00	(95.37)					
			620000 Electricity	1,280.09	1,083.00	(197.09)	4,350.00
6,819.90	9,773.00	2,953.10	621100 Water Irrigation	20,645.66	29,313.00	8,667.34	117,270.00
7,278.27	10,136.00	2,857.73	TOTAL 03 Utilities	21,925.75	30,396.00	8,470.25	121,620.00
<u>04 Common Area Maintenance</u>							
0.00	1,833.00	1,833.00					
			634000 Repairs & Maintenance	5,905.85	5,503.00	(402.85)	22,000.00
1,884.75	1,792.00	(92.75)	634052 Private Streets & Driveways	5,654.25	5,372.00	(282.25)	21,500.00
72,573.40	70,027.00	(2,546.40)	634550 Shared Use Expense	212,626.76	210,077.00	(2,549.76)	840,320.00
1,609.80	125.00	(1,484.80)	637000 Pest Control	4,409.80	375.00	(4,034.80)	1,500.00
76,067.95	73,777.00	(2,290.95)	TOTAL 04 Common Area Maintenance	228,596.66	221,327.00	(7,269.66)	885,320.00
<u>05 Landscaping</u>							
7,810.00	16,667.00	8,857.00					
			639000 Landscaping	46,900.70	49,997.00	3,096.30	200,000.00
4,230.00	1,708.00	(2,522.00)	639070 Landscape Supplies	16,980.00	5,128.00	(11,852.00)	20,500.00
687.31	687.31	0.00	639200 Tree Service	1,435.98	1,436.31	0.33	20,000.00
0.00	0.00	0.00	639255 Tree Spraying	0.00	0.00	0.00	13,000.00

Bridges Comm Assoc Budget Comparison

Period 2/26/2022 To 3/25/2022 11:59:00 PM

Current Month Operating			Year to Date Operating				
Actual	Budget	\$ Var		Actual	Budget	\$ Var	Annual
0.00	0.00	0.00	639350 Brush Control	0.00	0.00	0.00	34,000.00
12,727.31	19,062.31	6,335.00	TOTAL 05 Landscaping	65,316.68	56,561.31	(8,755.37)	287,500.00
			<u>11 Administration</u>				
769.79	1,333.00	563.21	650000 Administrative Expenses	3,793.09	4,003.00	209.91	16,000.00
0.00	0.00	0.00	650825 Annual Meeting	0.00	0.00	0.00	2,000.00
2,600.00	1,667.00	(933.00)	651000 Professional Fees	5,200.00	17,157.00	11,957.00	32,160.00
0.00	0.00	0.00	651550 Review /Audit Fee	0.00	0.00	0.00	1,000.00
0.00	292.00	292.00	651750 Legal Fees	0.00	872.00	872.00	3,500.00
50.00	75.00	25.00	651800 Collection Expense	400.00	225.00	(175.00)	900.00
(1,650.00)	0.00	1,650.00	651850 Reserve Study	0.00	800.00	800.00	800.00
593.08	845.00	251.92	654000 Insurance	1,779.24	2,535.00	755.76	10,140.00
0.00	0.00	0.00	657000 Social Fund	0.00	0.00	0.00	19,500.00
2,847.00	2,847.00	0.00	661000 Property Management	8,547.00	8,547.00	0.00	34,197.00
500.00	500.00	0.00	661030 Arch Maintenance Fee	1,500.00	1,500.00	0.00	6,000.00
5,709.87	7,559.00	1,849.13	TOTAL 11 Administration	21,219.33	35,639.00	14,419.67	126,197.00
			<u>21 Cost Center 1</u>				
(19,352.00)	(19,352.00)	0.00	810000 CC1 Income - The Villas	(58,056.00)	(58,056.00)	0.00	(232,224.00)
0.00	83.00	83.00	810080 CC1 Electricity	165.13	253.00	87.87	1,000.00
3,300.00	1,750.00	(1,550.00)	810110 CC1 Lndscp Supplies	30,260.00	5,250.00	(25,010.00)	21,000.00
3,460.33	3,065.00	(395.33)	810180 CC1 Water	9,002.20	9,197.00	194.80	36,782.00
8,800.00	9,064.00	264.00	810280 CC1 Landscaping	26,400.00	27,192.00	792.00	108,768.00
400.00	400.00	0.00	810340 CC1 Management Fee	1,200.00	1,200.00	0.00	4,800.00
0.00	542.00	542.00	810370 CC1 Repairs & Maintenance	8,751.78	1,622.00	(7,129.78)	6,500.00
3,980.95	3,980.95	0.00	810420 CC1 Tree Trimming	12,548.57	12,548.57	0.00	29,770.00
1,967.00	1,967.00	0.00	910060 CC1R Gen Replacement	5,901.00	5,901.00	0.00	23,604.00
2,556.28	1,499.95	(1,056.33)	TOTAL 21 Cost Center 1	36,172.68	5,107.57	(31,065.11)	0.00
			<u>22 Cost Center 2</u>				

Bridges Comm Assoc Budget Comparison

Period 2/26/2022 To 3/25/2022 11:59:00 PM

Current Month Operating			Year to Date Operating				
Actual	Budget	\$ Var		Actual	Budget	\$ Var	Annual
(3,751.00)	(3,751.00)	0.00	820000 CC2 Income - The Groves	(11,253.00)	(11,253.00)	0.00	(45,012.00)
688.83	1,958.00	1,269.17	820050 CC2 Water	7,989.32	5,878.00	(2,111.32)	23,500.00
12.16	11.00	(1.16)	820070 CC2 Electricity	36.63	36.00	(0.63)	135.00
1,400.00	1,300.00	(100.00)	820210 CC2 Landscaping	5,750.00	3,900.00	(1,850.00)	15,600.00
300.00	300.00	0.00	820260 CC2 Management Fee	900.00	900.00	0.00	3,600.00
181.00	181.00	0.00	920060 CC2R Gen Replacement	548.00	548.00	0.00	2,177.00
(1,169.01)	(1.00)	1,168.01	TOTAL 22 Cost Center 2	3,970.95	9.00	(3,961.95)	0.00
			<u>23 Cost Center 3</u>				
(624.00)	(720.00)	(96.00)	830000 CC3 Income - The Tennis Center	(1,872.00)	(2,160.00)	(288.00)	(8,640.00)
0.00	20.00	20.00	830030 CC3 Electricity	0.00	60.00	60.00	240.00
0.00	60.00	60.00	830040 CC3 Water	0.00	180.00	180.00	720.00
0.00	300.00	300.00	830080 CC3 Landscaping	0.00	900.00	900.00	3,600.00
100.00	100.00	0.00	830210 CC3 Management Fee	300.00	300.00	0.00	1,200.00
240.00	240.00	0.00	930020 CC3R Gen Replacement	720.00	720.00	0.00	2,880.00
(284.00)	0.00	284.00	TOTAL 23 Cost Center 3	(852.00)	0.00	852.00	0.00
			<u>50 Reserve Contributions</u>				
6,694.00	6,694.00	0.00	901110 General Replacement	20,077.00	20,077.00	0.00	80,323.00
6,694.00	6,694.00	0.00	TOTAL 50 Reserve Contributions	20,077.00	20,077.00	0.00	80,323.00
109,580.67	118,727.26	9,146.59	TOTAL Expense	396,427.05	369,116.88	(27,310.17)	1,500,960.00
15,550.26	6,352.74	9,197.52	Net Income/(Loss)	(20,269.05)	6,123.12	(26,392.17)	0.00

**Annualized Income Statement Act & Budget
Bridges Comm Assoc**

Posted 2/26/2022 To 3/25/2022 11:59:00 PM

Operating

	January	February	March	April	May	June	July	August	September	October	November	December	Total	Budget
INCOME														
<u>Assessments</u>														
Assessment Income	125,080.00	125,080.00	125,080.00	125,080.00	125,080.00	125,080.00	125,080.00	125,080.00	125,080.00	125,080.00	125,080.00	125,080.00	1,500,960.00	1,500,960.00
TOTAL Assessments	125,080.00	125,080.00	125,080.00	125,080.00	125,080.00	125,080.00	125,080.00	125,080.00	125,080.00	125,080.00	125,080.00	125,080.00	1,500,960.00	1,500,960.00
<u>Other Income</u>														
Unrefundable	0.00	515.00	0.00	0.00	0.00	0.00	0.00	0.00	0.00	0.00	0.00	0.00	515.00	0.00
Late Charges	0.00	0.00	0.00	0.00	0.00	0.00	0.00	0.00	0.00	0.00	0.00	0.00	0.00	0.00
Collection Reimbursement	250.00	100.00	50.00	0.00	0.00	0.00	0.00	0.00	0.00	0.00	0.00	0.00	400.00	0.00
Interest Income	1.04	1.03	0.93	0.00	0.00	0.00	0.00	0.00	0.00	0.00	0.00	0.00	3.00	0.00
TOTAL Other Income	251.04	616.03	50.93	0.00	0.00	0.00	0.00	0.00	0.00	0.00	0.00	0.00	918.00	0.00
TOTAL INCOME	125,331.04	125,696.03	125,130.93	125,080.00	125,080.00	125,080.00	125,080.00	125,080.00	125,080.00	125,080.00	125,080.00	125,080.00	1,501,878.00	1,500,960.00
EXPENSES														
<u>03 Utilities</u>														
Electricity	393.87	427.85	458.37	363.00	363.00	363.00	363.00	363.00	363.00	363.00	363.00	363.00	4,547.09	4,350.00
Water Irrigation	11,411.35	2,414.41	6,819.90	9,773.00	9,773.00	9,773.00	9,773.00	9,773.00	9,773.00	9,773.00	9,773.00	9,773.00	108,602.66	117,270.00
TOTAL 03 Utilities	11,805.22	2,842.26	7,278.27	10,136.00	10,136.00	10,136.00	10,136.00	10,136.00	10,136.00	10,136.00	10,136.00	10,136.00	113,149.75	121,620.00
<u>04 Common Area Maintenance</u>														
Repairs & Maintenance	5,055.85	850.00	0.00	1,833.00	1,833.00	1,833.00	1,833.00	1,833.00	1,833.00	1,833.00	1,833.00	1,833.00	22,402.85	22,000.00
Private Streets & Driveway	1,884.75	1,884.75	1,884.75	1,792.00	1,792.00	1,792.00	1,792.00	1,792.00	1,792.00	1,792.00	1,792.00	1,792.00	21,782.25	21,500.00
Shared Use Expense	70,026.68	70,026.68	72,573.40	70,027.00	70,027.00	70,027.00	70,027.00	70,027.00	70,027.00	70,027.00	70,027.00	70,027.00	842,869.76	840,320.00
Pest Control	2,800.00	0.00	1,609.80	125.00	125.00	125.00	125.00	125.00	125.00	125.00	125.00	125.00	5,534.80	1,500.00
TOTAL 04 Common Area Maintenance	79,767.28	72,761.43	76,067.95	73,777.00	73,777.00	73,777.00	73,777.00	73,777.00	73,777.00	73,777.00	73,777.00	73,777.00	892,589.66	885,320.00
<u>05 Landscaping</u>														
Landscaping	15,720.70	23,370.00	7,810.00	16,667.00	16,667.00	16,667.00	16,667.00	16,667.00	16,667.00	16,667.00	16,667.00	16,667.00	196,903.70	200,000.00
Landscape Supplies	6,790.00	5,960.00	4,230.00	1,708.00	1,708.00	1,708.00	1,708.00	1,708.00	1,708.00	1,708.00	1,708.00	1,708.00	32,352.00	20,500.00
Tree Service	748.67	0.00	687.31	0.00	0.00	0.00	0.00	0.00	0.00	0.00	0.00	18,563.69	19,999.67	20,000.00
Tree Spraying	0.00	0.00	0.00	0.00	0.00	0.00	0.00	0.00	0.00	0.00	0.00	13,000.00	13,000.00	13,000.00
Brush Control	0.00	0.00	0.00	0.00	0.00	0.00	0.00	0.00	0.00	0.00	0.00	34,000.00	34,000.00	34,000.00
TOTAL 05 Landscaping	23,259.37	29,330.00	12,727.31	18,375.00	18,375.00	18,375.00	18,375.00	18,375.00	18,375.00	18,375.00	18,375.00	83,938.69	296,255.37	287,500.00
<u>11 Administration</u>														

Annualized Income Statement Act & Budget

Bridges Comm Assoc

Posted 2/26/2022 To 3/25/2022 11:59:00 PM

Operating

	January	February	March	April	May	June	July	August	September	October	November	December	Total	Budget
Administrative Expenses	2,404.38	618.92	769.79	1,333.00	1,333.00	1,333.00	1,333.00	1,333.00	1,333.00	1,333.00	1,333.00	1,333.00	15,790.09	16,000.00
Annual Meeting	0.00	0.00	0.00	0.00	0.00	0.00	0.00	0.00	0.00	0.00	0.00	2,000.00	2,000.00	2,000.00
Professional Fees	0.00	2,600.00	2,600.00	1,667.00	1,667.00	1,667.00	1,667.00	1,667.00	1,667.00	1,667.00	1,667.00	1,667.00	20,203.00	32,160.00
Bank Charges	0.00	0.00	0.00	0.00	0.00	0.00	0.00	0.00	0.00	0.00	0.00	0.00	0.00	0.00
Review /Audit Fee	0.00	0.00	0.00	0.00	0.00	0.00	0.00	0.00	0.00	0.00	0.00	1,000.00	1,000.00	1,000.00
Legal Fees	0.00	0.00	0.00	292.00	292.00	292.00	292.00	292.00	292.00	292.00	292.00	292.00	2,628.00	3,500.00
Collection Expense	250.00	100.00	50.00	75.00	75.00	75.00	75.00	75.00	75.00	75.00	75.00	75.00	1,075.00	900.00
Reserve Study	1,650.00	0.00	(1,650.00)	0.00	0.00	0.00	0.00	0.00	0.00	0.00	0.00	0.00	0.00	800.00
Insurance	593.08	593.08	593.08	845.00	845.00	845.00	845.00	845.00	845.00	845.00	845.00	845.00	9,384.24	10,140.00
Social Fund	0.00	0.00	0.00	0.00	0.00	0.00	0.00	0.00	0.00	0.00	0.00	19,500.00	19,500.00	19,500.00
Property Management	2,850.00	2,850.00	2,847.00	2,850.00	2,850.00	2,850.00	2,850.00	2,850.00	2,850.00	2,850.00	2,850.00	2,850.00	34,197.00	34,197.00
Arch Maintenance Fee	500.00	500.00	500.00	500.00	500.00	500.00	500.00	500.00	500.00	500.00	500.00	500.00	6,000.00	6,000.00
TOTAL 11 Administration	8,247.46	7,262.00	5,709.87	7,562.00	7,562.00	7,562.00	7,562.00	7,562.00	7,562.00	7,562.00	7,562.00	30,062.00	111,777.33	126,197.00
<u>21 Cost Center 1</u>														
CC1 Income - The Villas	(19,352.00)	(19,352.00)	(19,352.00)	(19,352.00)	(19,352.00)	(19,352.00)	(19,352.00)	(19,352.00)	(19,352.00)	(19,352.00)	(19,352.00)	(19,352.00)	(232,224.00)	(232,224.00)
CC1 Electricity	77.56	87.57	0.00	83.00	83.00	83.00	83.00	83.00	83.00	83.00	83.00	83.00	912.13	1,000.00
CC1 Lndscp Supplies	26,960.00	0.00	3,300.00	1,750.00	1,750.00	1,750.00	1,750.00	1,750.00	1,750.00	1,750.00	1,750.00	1,750.00	46,010.00	21,000.00
CC1 Water	4,336.81	1,205.06	3,460.33	3,065.00	3,065.00	3,065.00	3,065.00	3,065.00	3,065.00	3,065.00	3,065.00	3,065.00	36,587.20	36,782.00
CC1 Landscaping	8,800.00	8,800.00	8,800.00	9,064.00	9,064.00	9,064.00	9,064.00	9,064.00	9,064.00	9,064.00	9,064.00	9,064.00	107,976.00	108,768.00
CC1 Management Fee	400.00	400.00	400.00	400.00	400.00	400.00	400.00	400.00	400.00	400.00	400.00	400.00	4,800.00	4,800.00
CC1 Repairs & Maintenanc	4,140.00	4,611.78	0.00	542.00	542.00	542.00	542.00	542.00	542.00	542.00	542.00	542.00	13,629.78	6,500.00
CC1 Tree Trimming	4,970.95	3,596.67	3,980.95	0.00	0.00	0.00	0.00	0.00	0.00	0.00	0.00	17,221.43	29,770.00	29,770.00
CC1R Gen Replacement	1,967.00	1,967.00	1,967.00	1,967.00	1,967.00	1,967.00	1,967.00	1,967.00	1,967.00	1,967.00	1,967.00	1,967.00	23,604.00	23,604.00
TOTAL 21 Cost Center 1	32,300.32	1,316.08	2,556.28	(2,481.00)	(2,481.00)	(2,481.00)	(2,481.00)	(2,481.00)	(2,481.00)	(2,481.00)	(2,481.00)	14,740.43	31,065.11	0.00
<u>22 Cost Center 2</u>														
CC2 Income - The Groves	(3,751.00)	(3,751.00)	(3,751.00)	(3,751.00)	(3,751.00)	(3,751.00)	(3,751.00)	(3,751.00)	(3,751.00)	(3,751.00)	(3,751.00)	(3,751.00)	(45,012.00)	(45,012.00)
CC2 Water	6,404.54	895.95	688.83	1,958.00	1,958.00	1,958.00	1,958.00	1,958.00	1,958.00	1,958.00	1,958.00	1,958.00	25,611.32	23,500.00
CC2 Electricity	12.03	12.44	12.16	11.00	11.00	11.00	11.00	11.00	11.00	11.00	11.00	11.00	135.63	135.00
CC2 Landscaping	1,300.00	3,050.00	1,400.00	1,300.00	1,300.00	1,300.00	1,300.00	1,300.00	1,300.00	1,300.00	1,300.00	1,300.00	17,450.00	15,600.00
CC2 Management Fee	300.00	300.00	300.00	300.00	300.00	300.00	300.00	300.00	300.00	300.00	300.00	300.00	3,600.00	3,600.00

Annualized Income Statement Act & Budget
Bridges Comm Assoc

Posted 2/26/2022 To 3/25/2022 11:59:00 PM

Operating	January	February	March	April	May	June	July	August	September	October	November	December	Total	Budget
CC2R Gen Replacement	186.00	181.00	181.00	181.00	181.00	181.00	181.00	181.00	181.00	181.00	181.00	181.00	2,177.00	2,177.00
TOTAL 22 Cost Center 2	4,451.57	688.39	(1,169.01)	(1.00)	(1.00)	(1.00)	(1.00)	(1.00)	(1.00)	(1.00)	(1.00)	(1.00)	3,961.95	0.00
<u>23 Cost Center 3</u>														
CC3 Income - The Tennis C	(624.00)	(624.00)	(624.00)	(720.00)	(720.00)	(720.00)	(720.00)	(720.00)	(720.00)	(720.00)	(720.00)	(720.00)	(8,352.00)	(8,640.00)
CC3 Electricity	0.00	0.00	0.00	20.00	20.00	20.00	20.00	20.00	20.00	20.00	20.00	20.00	180.00	240.00
CC3 Water	0.00	0.00	0.00	60.00	60.00	60.00	60.00	60.00	60.00	60.00	60.00	60.00	540.00	720.00
CC3 Landscaping	0.00	0.00	0.00	300.00	300.00	300.00	300.00	300.00	300.00	300.00	300.00	300.00	2,700.00	3,600.00
CC3 Management Fee	100.00	100.00	100.00	100.00	100.00	100.00	100.00	100.00	100.00	100.00	100.00	100.00	1,200.00	1,200.00
CC3R Gen Replacement	240.00	240.00	240.00	240.00	240.00	240.00	240.00	240.00	240.00	240.00	240.00	240.00	2,880.00	2,880.00
TOTAL 23 Cost Center 3	(284.00)	(284.00)	(284.00)	0.00	0.00	0.00	0.00	0.00	0.00	0.00	0.00	0.00	(852.00)	0.00
<u>50 Reserve Contributions</u>														
General Replacement	6,689.00	6,694.00	6,694.00	6,694.00	6,694.00	6,694.00	6,694.00	6,694.00	6,694.00	6,694.00	6,694.00	6,694.00	80,323.00	80,323.00
TOTAL 50 Reserve Contri	6,689.00	6,694.00	6,694.00	6,694.00	6,694.00	6,694.00	6,694.00	6,694.00	6,694.00	6,694.00	6,694.00	6,694.00	80,323.00	80,323.00
TOTAL EXPENSES	166,236.22	120,610.16	109,580.67	114,062.00	114,062.00	114,062.00	114,062.00	114,062.00	114,062.00	114,062.00	114,062.00	219,347.12	1,528,270.17	1,500,960.00
Net Revenue / Expense	(40,905.18)	5,085.87	15,550.26	11,018.00	11,018.00	11,018.00	11,018.00	11,018.00	11,018.00	11,018.00	11,018.00	(94,267.12)	(26,392.17)	0.00

Statement of Cash Flow

Monday, April 25, 2022

13:07

Posted 2/26/2022 To 3/25/2022 11:59:00 PM

Bridges Comm Assoc

Cash Flows from Operating Activities	
Current Year Net Income/(Loss)	15,550.26
Add(Deduct) to reconcile Net Income to Net Cash Flow	
Changes in Current Assets	
Accounts Receivable	(1,418.00)
Subtotal Changes in Current Assets	<u>(1,418.00)</u>
Changes in Current Liabilities	
Prepaid Assessments	4,056.00
Subtotal Changes in Current Liabilities	<u>4,056.00</u>
Net Increase (Decrease) in Cash	<u><u>18,188.26</u></u>
Cash, Beginning of Month	155,297.10
Cash, End of Month	173,485.36

Posted Date 03/25/2022

Bridges Comm Assoc

Acct #	Type	Status	Resident Contact	Current	30 - 59 Days	60 - 89 Days	>90 Days	Balance
223171	Owner	Intent to Lien	Pure,Pamela J	868.00	868.00	993.00	2,534.00	5,263.00
178035	Owner	Courtesy Notice 1	Chambers,Trust	565.00	0.00	0.00	0.00	565.00
149400	Owner	Courtesy Notice 1	Tyler ,Joseph	565.00	0.00	0.00	0.00	565.00
233624	Owner		Jaybird (Russell),Trust	470.00	0.00	0.00	0.00	470.00
225581	Owner		Alamos Americas LLC,	120.00	0.00	0.00	0.00	120.00
208894	Owner		Newell,Susan Korba	120.00	0.00	0.00	0.00	120.00
234148	Owner		Lefton,Trust	120.00	0.00	0.00	0.00	120.00
107739	Owner		Zizka III,Robert	0.00	35.00	35.00	0.00	70.00
237888	Owner		Risoleo,James F	46.00	0.00	0.00	0.00	46.00
233000	Owner		Ayers,Robert L	45.00	0.00	0.00	0.00	45.00
235067	Owner		Harris,Ronald J	45.00	0.00	0.00	0.00	45.00
219343	Owner		Ostlund,Trust	45.00	0.00	0.00	0.00	45.00
210362	Owner		Meyers,Trust	45.00	0.00	0.00	0.00	45.00
164980	Owner		Stockmal,Craig H	0.00	0.00	0.00	42.00	42.00
201110	Owner		Millar,Trust	40.00	0.00	0.00	0.00	40.00
107846	Owner		Tapper,Jane L	25.00	10.00	0.00	0.00	35.00
233990	Owner		Hoffman,Trust	30.00	0.00	0.00	0.00	30.00
204464	Owner		Drawdy,Susan A	18.00	0.00	0.00	0.00	18.00
195530	Owner		Kil III,Hary Skip	15.00	0.00	0.00	0.00	15.00
233906	Owner		Murphy,William H	15.00	0.00	0.00	0.00	15.00
197072	Owner		Koumjian,Michael Peter	0.00	10.00	0.00	0.00	10.00
107730	Owner		Jordan,Alan	0.00	10.00	0.00	0.00	10.00
Count:	22			3,197.00	933.00	1,028.00	2,576.00	7,734.00

Property Totals

# Units	# Builder	# Resident	# Owners	# Offsite	Owner Ratio
239	0	238	148	90	62.18%

Charge Code Summary

Description	G/L Acct #	Amount
30 Day Right To Dispute	110000	50.00
Assessment	110000	4,862.00
Cost Center 1 Assessment	110000	2,341.00
Cost Center 2 Assessment	110000	46.00
Cost Center 3 Assessment	110000	45.00
Courtesy Late Notice	110000	125.00
Intent To Lien Fee	110000	125.00
Late Fee	110000	140.00
		<u>7,734.00</u>

Aging Prepaid

Monday, April 25, 2022

13:08

Posted Date 03/25/2022

Bridges Comm Assoc

Acct #	Type	Status	Resident Contact	Current	30 - 59 Days	60 - 89 Days	>90 Days	Balance
107673	Owner		Gordon,Michael	-25.00	0.00	0.00	0.00	-25.00
139866	Owner		Alhamrani,Ann M	-197.00	0.00	0.00	0.00	-197.00
210189	Owner		All Channels Media Holdings	-369.00	0.00	0.00	0.00	-369.00
230614	Owner		Kelly,Scott	-470.00	0.00	0.00	0.00	-470.00
233161	Owner		Guy,Trust	-470.00	0.00	0.00	0.00	-470.00
200091	Owner		Robros LLC,	-470.00	0.00	0.00	0.00	-470.00
160719	Owner		Pfleger,Trust	-515.00	0.00	0.00	0.00	-515.00
235219	Owner		O'Brien,Trust	-515.00	0.00	0.00	0.00	-515.00
132879	Owner		Lewis,Richard Alan	-515.00	0.00	0.00	0.00	-515.00
150675	Owner		Bernard,Trust	-526.00	0.00	0.00	0.00	-526.00
138087	Owner		Bates Living Trust,	-530.00	0.00	0.00	0.00	-530.00
107709	Owner		Murphy,Trust	-530.00	0.00	0.00	0.00	-530.00
107662	Owner		Stracka,James	-530.00	0.00	0.00	0.00	-530.00
234324	Owner		Rose,Trust	-530.00	0.00	0.00	0.00	-530.00
233623	Owner		Ting,Trust	-530.00	0.00	0.00	0.00	-530.00
231412	Owner		Adkinson,Trust	-530.00	0.00	0.00	0.00	-530.00
210160	Owner		Roeglin,Gene	-530.00	0.00	0.00	0.00	-530.00
220116	Owner		Hanson Jr,Donald P	-530.00	0.00	0.00	0.00	-530.00
167917	Owner		Fairbanks,Trust	-530.00	0.00	0.00	0.00	-530.00
184732	Owner		The Kim Family Trust,	-530.00	0.00	0.00	0.00	-530.00
238326	Owner		Glover,Trust	-530.00	0.00	0.00	0.00	-530.00
107803	Owner		Bringas,Mercedes Romero	-545.00	0.00	0.00	0.00	-545.00
216156	Owner		Susman,Rosamund D	0.00	-552.70	0.00	0.00	-552.70
211593	Owner		Hoffman,Trust	-515.00	-39.00	0.00	0.00	-554.00
107737	Owner		Weissman,Stewart J	-40.00	-530.00	0.00	0.00	-570.00
222982	Owner		Delongchamp,Trust	-686.00	0.00	0.00	0.00	-686.00
145582	Owner		Beltran,Robert R	-515.00	-260.00	0.00	0.00	-775.00
107685	Owner		Stamper Trustee,Jerry L	-818.00	0.00	0.00	0.00	-818.00
158912	Owner		Randall E Woods	-858.00	0.00	0.00	0.00	-858.00
238373	Owner		Lyles,Robert A	-858.00	0.00	0.00	0.00	-858.00
107786	Owner		Koenig,Miguel	-871.00	0.00	0.00	0.00	-871.00
153591	Owner		L & S Holdings,Trust	-985.00	0.00	0.00	0.00	-985.00
233371	Owner		18363 Calle La Serra,LLC	0.00	-1,130.00	0.00	0.00	-1,130.00
225412	Owner		Lunaria,Trust	0.00	0.00	-1,590.00	0.00	-1,590.00
206754	Owner		Phillips,Trust	0.00	0.00	0.00	-1,590.00	-1,590.00
206832	Owner		Matranga,Trust	-1,590.00	0.00	0.00	0.00	-1,590.00
107777	Owner		Matranga,Trust	-1,590.00	0.00	0.00	0.00	-1,590.00
210188	Owner		Williams ,Dennis B	-525.00	-525.00	-525.00	-35.00	-1,610.00
229721	Owner		Kanter,Trust	-1,636.00	0.00	0.00	0.00	-1,636.00
107782	Owner		Abrams,Kenneth Lee	0.00	0.00	0.00	-2,000.25	-2,000.25
107757	Owner		Shane Ryan Properties LLC,	-1,305.00	-778.00	0.00	0.00	-2,083.00
230238	Owner		Howerton,Trust	0.00	0.00	-3,710.00	0.00	-3,710.00
135138	Owner		Watanabe Consulting LLC,	0.00	0.00	-6,869.00	0.00	-6,869.00

Aging Prepaid

Monday, April 25, 2022

13:08

Posted Date 03/25/2022

Bridges Comm Assoc

Acct #	Type	Status	Resident Contact	Current	30 - 59 Days	60 - 89 Days	>90 Days	Balance
211774	Owner		Glomsrud,Trust	-7,722.00	0.00	0.00	0.00	-7,722.00
Count:	44			-30,961.00	-3,814.70	-12,694.00	-3,625.25	-51,094.95

Property Totals

# Units	# Builder	# Resident	# Owners	# Offsite	Owner Ratio
239	0	238	148	90	62.18%

Charge Code Summary

Description	G/L Acct #	Amount
Payment	100000	-51,094.95
		-51,094.95

Bridges Comm Assoc

Bank Reconciliation

Bank: CIT Checking Account: *****5808

Statement Date: 3/25/2022

G/L Balance: 51,686.57
Statement Balance: 170,595.41

Item	Date	Check #	Amount	Balance
			Previous Balance:	186,192.37
Rockey Murata Landscape Maint Inc	1/25/2022	31315	-4,600.00	181,592.37
Community Press Inc	1/25/2022	31320	-260.81	181,331.56
The Bridges	1/25/2022	31321	-9,082.00	172,249.56
C. Casey Landscape Construction Inc.	2/23/2022	31322	-17,450.00	154,799.56
The Bridges	2/24/2022	31323	-9,082.00	145,717.56
The Bridges Club	2/24/2022	31324	-931.77	144,785.79
The Bridges Club	2/24/2022	31325	-682.83	144,102.96
Gerald Francis Douglas Revocable Trust	2/25/2022	31338	-525.00	143,577.96
San Diego Gas & Electric	2/25/2022	Auto	-25.61	143,552.35
The Bridges Club	2/25/2022	31331	-1,650.00	141,902.35
The Bridges Club	2/25/2022	31334	-67,885.49	74,016.86
C. Casey Landscape Construction Inc.	2/25/2022	31340	-10,930.00	63,086.86
UgMO Technologies	2/25/2022	31327	-1,280.00	61,806.86
The Bridges Club	2/25/2022	31332	-3,680.01	58,126.85
The Bridges Club	2/25/2022	31335	-3,440.00	54,686.85
Walters Management	2/25/2022	Auto	-180.00	54,506.85
KJA Consulting	2/25/2022	31330	-2,600.00	51,906.85
Ridgewood Tree Care	2/25/2022	31336	-3,596.67	48,310.18
Rockey Murata Landscape Maint Inc	2/25/2022	31329	-4,600.00	43,710.18
The Bridges Club	2/25/2022	31333	-1,400.00	42,310.18
UgMO Technologies	2/25/2022	31326	-1,280.00	41,030.18
The Bridges Club	2/25/2022	31337	-2,141.19	38,888.99
Cleanlot Maintenance Svcs	2/25/2022	31328	-1,884.75	37,004.24
Walters Management	3/3/2022	Auto	-4,267.00	32,737.24
Walters Management	3/7/2022	Auto	-100.00	32,637.24
Walters Management	3/15/2022	Auto	-549.79	32,087.45
Olivenhain Municipal Water District	3/18/2022	Auto	-688.83	31,398.62
Farmers Insurance Exchange	3/21/2022	Auto	-593.08	30,805.54
Olivenhain Municipal Water District	3/25/2022	Auto	-10,280.23	20,525.31
Home Team Pest Defense	3/25/2022	31342	-64.90	20,460.41
Rodent Pest Technologies	3/25/2022	31346	-1,400.00	19,060.41
		Total Checks:	-167,131.96	
Lockbox	2/28/2022		21,770.00	40,830.41
Lockbox	3/1/2022		14,644.00	55,474.41
Lockbox	3/2/2022		8,871.00	64,345.41
Lockbox	3/3/2022		4,684.00	69,029.41
Lockbox	3/4/2022		19,636.00	88,665.41
Lockbox	3/7/2022		52,330.00	140,995.41
Lockbox	3/8/2022		6,214.00	147,209.41
Lockbox	3/9/2022		4,456.00	151,665.41
Lockbox	3/10/2022		2,201.00	153,866.41

* voided check

4/25/2022 1:08:10 PM

Bridges Comm Assoc

Bank Reconciliation

Lockbox	3/11/2022	4,436.00	158,302.41
Lockbox	3/14/2022	2,120.00	160,422.41
Lockbox	3/15/2022	515.00	160,937.41
Lockbox	3/18/2022	558.00	161,495.41
Lockbox	3/23/2022	2,438.00	163,933.41
Lockbox	3/24/2022	1,783.00	165,716.41
Lockbox	3/25/2022	4,879.00	170,595.41
Total Deposits / Adjustments:		151,535.00	
		Statement Balance:	170,595.41

Voided Checks In Period:

Check #	Date	Reference	Voided Checks
* 31305	1/25/2022	Association Reserves San Diego LLC	1,650.00
			1,650.00

Outstanding Items:

Check #	Date	Reference	Uncleared Checks
* 31171	6/17/2021	Carmelo & Nancy Santoro Trustees	515.00
* 31216	8/20/2021	Mitchell R & Victor E Millar	515.00
31339	2/25/2022	William T Blansett & Mary Beth Blansett	825.00
31341	3/25/2022	The Bridges Club	857.85
31343	3/25/2022	The Bridges Club	687.31
31344	3/25/2022	The Bridges Club	1,400.00
31345	3/25/2022	The Bridges Club	338.87
31347	3/25/2022	Cleanlot Maintenance Svcs	1,884.75
31348	3/25/2022	KJA Consulting	2,600.00
31349	3/25/2022	C. Casey Landscape Construction Inc.	17,450.00
31350	3/25/2022	Ridgewood Tree Care	3,980.95
31351	3/25/2022	The Bridges Club	2,141.19
31352	3/25/2022	The Bridges Club	3,440.00
31353	3/25/2022	The Bridges Club	67,885.49
31354	3/25/2022	Rockey Murata Landscape Maint Inc	4,600.00
31355	3/25/2022	The Bridges	9,082.00
31356	3/25/2022	Home Team Pest Defense	80.00
31357	3/25/2022	Home Team Pest Defense	64.90
Auto	3/25/2022	San Diego Gas & Electric	119.56
Auto	3/25/2022	San Diego Gas & Electric	75.59
Auto	3/25/2022	San Diego Gas & Electric	23.77
Auto	3/25/2022	San Diego Gas & Electric	149.88
Auto	3/25/2022	San Diego Gas & Electric	45.75
Auto	3/25/2022	San Diego Gas & Electric	12.44
Auto	3/25/2022	Walters Management	90.00
Auto	3/25/2022	San Diego Gas & Electric	12.16
Auto	3/25/2022	San Diego Gas & Electric	31.38
			118,908.84

* voided check

4/25/2022 1:08:10 PM

Bridges Comm Assoc

Bank Reconciliation

Bank Reconciliation Summary: CIT Checking Account: *****5808

G/L Balance:	51,686.57
Uncleared Checks, Credits:	118,908.84
Uncleared Deposits, Debits:	0.00
G/L Difference:	170,595.41
Statement Balance:	170,595.41
G/L and Balance Difference:	0.00



PO Box 64084
 Phoenix, AZ 85082
 866.800.4656 (toll free)

Primary Account Number Ending In
 Statement Date

5808
 Mar 27, 2022
 Page 1 of 6

999-00000-000000

THE BRIDGES COMMUNITY ASSOCIATION
 C/O WALTERS MANAGEMENT COMPANY
 9665 CHESAPEAKE DR STE 300
 SAN DIEGO CA 92123-1364

*******5808 - CAB CHECKING**

Beginning Balance	\$186,192.37	Average Daily Balance	\$187,705.50
Total Deposits	\$151,535.00	Year-To-Date Interest Paid	\$0.00
Total Withdrawals	\$167,131.96	Days in Statement Period	28
Interest Paid	\$0.00	Annual Percentage Yield Earned	0.00%
Ending Balance	\$170,595.41		

TRANSACTION DETAIL

DEPOSITS/CREDITS

Date	Description	Amount
02/28	LOCKBOX DEPOSIT	\$21,770.00
03/01	LOCKBOX DEPOSIT	\$14,644.00
03/02	LOCKBOX DEPOSIT	\$8,871.00
03/03	LOCKBOX DEPOSIT	\$4,684.00
03/04	LOCKBOX DEPOSIT	\$19,636.00
03/07	THE BRIDGES COMM ASSOC PMT 330848277 -SETT-A228SFTP5	\$40,416.00
03/07	LOCKBOX DEPOSIT	\$11,914.00
03/08	LOCKBOX DEPOSIT	\$6,214.00
03/09	LOCKBOX DEPOSIT	\$4,456.00
03/10	LOCKBOX DEPOSIT	\$2,201.00
03/11	LOCKBOX DEPOSIT	\$4,436.00
03/14	LOCKBOX DEPOSIT	\$2,120.00
03/15	LOCKBOX DEPOSIT	\$515.00
03/18	LOCKBOX DEPOSIT	\$558.00
03/23	LOCKBOX DEPOSIT	\$2,438.00
03/24	LOCKBOX DEPOSIT	\$1,783.00
03/25	LOCKBOX DEPOSIT	\$4,879.00

WITHDRAWALS/DEBITS

Date	Description	Amount
02/28	SD GAS & ELEC PAID SDGE OMAHA #####679120	\$25.61
03/07	THE WALTERS MANA EOM THE BRIDGES RSF 258	\$180.00
03/08	THE WALTERS MANA MGMT FEE THE BRIDGES RSF 258	\$4,267.00
03/18	OLIVENHAIN WATER WATER BILL THE BRIDGES AT RSF COM 120510	\$688.83
03/21	THE WALTERS MANA CHARGEBACK THE BRIDGES RSF 258	\$549.79
03/22	THE WALTERS MANA 1099 FEES THE BRIDGES RSF 258	\$100.00
03/22	FARMERS INS EXCH INSPAYMENT THE BRIDGES COMMUNITY #####778001000	\$593.08
03/25	888C961805412841 24441 HOME TEAM PEST D V31342	\$64.90
03/25	OLIVENHAIN WATER WATER BILL THE BRIDGES AT RSF COM 122490	\$285.03
03/25	OLIVENHAIN WATER WATER BILL THE BRIDGES AT RSF COM 121265	\$450.74
03/25	OLIVENHAIN WATER WATER BILL THE BRIDGES AT RSF COM 122480	\$1,172.01
03/25	888C961805412841 24441 RODENT PEST TECH V31346	\$1,400.00
03/25	OLIVENHAIN WATER WATER BILL THE BRIDGES AT RSF COM 120995	\$1,423.25
03/25	OLIVENHAIN WATER WATER BILL THE BRIDGES AT RSF COM 122615	\$1,451.80
03/25	OLIVENHAIN WATER WATER BILL THE BRIDGES AT RSF COM 122365	\$1,714.46
03/25	OLIVENHAIN WATER WATER BILL THE BRIDGES AT RSF COM	\$1,828.66

WITHDRAWALS/DEBITS

Date	Description	Amount
03/25	122300 OLIVENHAIN WATER WATER BILL THE BRIDGES AT RSF COM 122215	\$1,954.28

CHECKS (IN NUMERIC ORDER)

Date	Check #	Amount	Date	Check #	Amount
03/03	31315	\$4,600.00	03/14	31330	\$2,600.00
03/10	31320 *	\$260.81	03/08	31331	\$1,650.00
03/03	31321	\$9,082.00	03/08	31332	\$3,680.01
02/28	31322	\$17,450.00	03/08	31333	\$1,400.00
03/03	31323	\$9,082.00	03/08	31334	\$67,885.49
03/07	31324	\$931.77	03/08	31335	\$3,440.00
03/08	31325	\$682.83	03/18	31336	\$3,596.67
03/07	31326	\$1,280.00	03/08	31337	\$2,141.19
03/07	31327	\$1,280.00	03/09	31338	\$525.00
03/14	31328	\$1,884.75	03/08	31340 *	\$10,930.00
03/15	31329	\$4,600.00			

* Skip in check sequence

Bridges Comm Assoc

Bank Reconciliation

Bank: Morgan Stanley Excess Op Cash Account: *****9141

Statement Date: 3/25/2022

G/L Balance: 121,798.79
Statement Balance: 121,798.79

Item	Date	Check #	Amount	Balance
			Previous Balance:	121,797.86
Bank Reconcile: Interest Earned	2/28/2022		0.93	121,798.79
		Total Deposits / Adjustments:	0.93	
			Statement Balance:	121,798.79

Outstanding Items:

Check #	Date	Reference	Uncleared Checks
---------	------	-----------	------------------

Bank Reconciliation Summary: Morgan Stanley Excess Op Cash Account: ***9141**

G/L Balance:	121,798.79
Uncleared Checks, Credits:	0.00
Uncleared Deposits, Debits:	0.00
G/L Difference:	121,798.79
 Statement Balance:	 121,798.79
G/L and Balance Difference:	0.00

Bridges Comm Assoc

Bank Reconciliation

Bank: Morgan Stanley Excess Op Investments Account: 1

Statement Date: 3/25/2022

G/L Balance: 0.00
Statement Balance: 0.00

Item	Date	Check #	Amount	Balance
			Previous Balance:	0.00
			Statement Balance:	0.00

Outstanding Items:

Bank Reconciliation Summary: Morgan Stanley Excess Op Investments Account: 1

G/L Balance: 0.00
Uncleared Checks, Credits: 0.00
Uncleared Deposits, Debits: 0.00
G/L Difference: 0.00

Statement Balance: 0.00
G/L and Balance Difference: 0.00

Account Summary

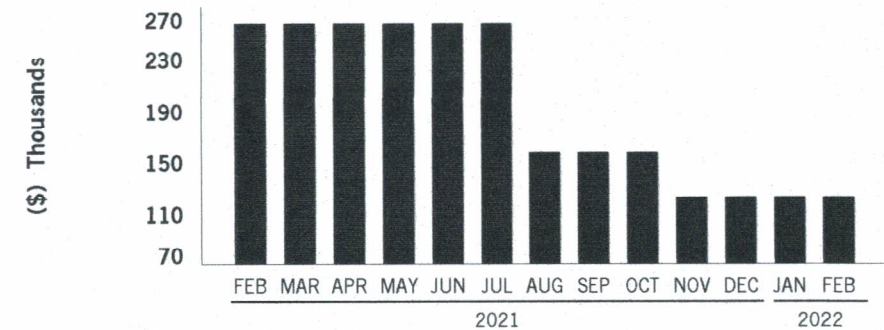
Active Assets Account
478-064896-108THE BRIDGES COMMUNITY ASSOC
EXCESS OPERATING ACCOUNT
Nickname: Excess Operating Account

CHANGE IN VALUE OF YOUR ACCOUNT (includes accrued interest)

	This Period (2/1/22-2/28/22)	This Year (1/1/22-2/28/22)
TOTAL BEGINNING VALUE	\$121,797.86	\$121,796.83
Credits	—	—
Debits	—	—
Security Transfers	—	—
Net Credits/Debits/Transfers	—	—
Change in Value	0.93	1.96
TOTAL ENDING VALUE	\$121,798.79	\$121,798.79

MARKET VALUE OVER TIME

The below chart displays the most recent thirteen months of Market Value.




This chart does not reflect corrections to Market Value made subsequent to the dates depicted. It may exclude transactions in Annuities or positions where we are not the custodian, which could delay the reporting of Market Value.

ASSET ALLOCATION (includes accrued interest)

	Market Value	Percentage
Cash	\$121,798.79	100.00
TOTAL VALUE	\$121,798.79	100.00%

FDIC rules apply and Bank Deposits are eligible for FDIC insurance but are not covered by SIPC. Cash and securities (including MMFs) are eligible for SIPC coverage. See Expanded Disclosures. Values may include assets externally held, which are provided to you as a courtesy, and may not be covered by SIPC. For additional information, refer to the corresponding section of this statement.



This asset allocation represents holdings on a trade date basis, and projected settled Cash/BDP and MMF balances. These classifications do not constitute a recommendation and may differ from the classification of instruments for regulatory or tax purposes.

Account Summary

Active Assets Account
478-064896-108

THE BRIDGES COMMUNITY ASSOC
EXCESS OPERATING ACCOUNT
Nickname: Excess Operating Account

BALANCE SHEET (* includes accrued interest)

	Last Period (as of 1/31/22)	This Period (as of 2/28/22)
Cash, BDP, MMFs	\$121,797.86	\$121,798.79
Total Assets	\$121,797.86	\$121,798.79
Total Liabilities (outstanding balance)	—	—
TOTAL VALUE	\$121,797.86	\$121,798.79

INCOME AND DISTRIBUTION SUMMARY

	This Period (2/1/22-2/28/22)	This Year (1/1/22-2/28/22)
Interest	\$0.93	\$1.96
Income And Distributions	\$0.93	\$1.96
Tax-Exempt Income	—	—
TOTAL INCOME AND DISTRIBUTIONS	\$0.93	\$1.96

Taxable and tax exempt income classifications are based on the characteristics of the underlying securities and not the taxable status of the account.

CASH FLOW

	This Period (2/1/22-2/28/22)	This Year (1/1/22-2/28/22)
OPENING CASH, BDP, MMFs	\$121,797.86	\$121,796.83
Income and Distributions	0.93	1.96
Total Investment Related Activity	\$0.93	\$1.96
Total Cash Related Activity	—	—
Total Card/Check Activity	—	—
CLOSING CASH, BDP, MMFs	\$121,798.79	\$121,798.79

GAIN/(LOSS) SUMMARY

	Realized This Period (2/1/22-2/28/22)	Realized This Year (1/1/22-2/28/22)	Unrealized Inception to Date (as of 2/28/22)
TOTAL GAIN/(LOSS)	—	—	—

The Gain/(Loss) Summary, which may change due to basis adjustments, is provided for informational purposes and should not be used for tax preparation. Refer to Gain/(Loss) in the Expanded Disclosures.

Account Detail

Active Assets Account
478-064896-108

THE BRIDGES COMMUNITY ASSOC
EXCESS OPERATING ACCOUNT
Nickname: Excess Operating Account

Investment Objectives (in order of priority): Income
Inform us if your investment objectives, as defined in the Expanded Disclosures, change.

Brokerage Account

HOLDINGS

This section reflects positions purchased/sold on a trade date basis. "Market Value" and "Unrealized Gain/(Loss)" may not reflect the value that could be obtained in the market. Your actual investment return may differ from the unrealized gain/(loss) displayed. Fixed Income securities are sorted by maturity or pre-refunding date, and alphabetically within date. Estimated Annual Income a) is calculated on a pre-tax basis, b) does not include any reduction for applicable non-US withholding taxes, c) may include return of principal or capital gains which could overstate such estimates, and d) for holdings that have a defined maturity date within the next 12 months, is reflected only through maturity date. Actual income or yield may be lower or higher than the estimates. Current Yield reflects the income generated by an investment, and is calculated by dividing the total estimated annual income by the current market value of the entire position. It does not reflect changes in its price. Structured Investments, identified on the Position Description Details line as "Asset Class: Struct Inv," may appear in various statement product categories. When displayed, the accrued interest, annual income and current yield for those with a contingent income feature (e.g., Range Accrual Notes or Contingent Income Notes) are estimates and assume specified accrual conditions are met during the relevant period and payment in full of all contingent interest. For Floating Rate Securities, the accrued interest, annual income and current yield are estimates based on the current floating coupon rate and may not reflect historic rates within the accrual period.

CASH, BANK DEPOSIT PROGRAM AND MONEY MARKET FUNDS

Cash, Bank Deposit Program, and Money Market Funds are generally displayed on a settlement date basis. You have the right to instruct us to liquidate your bank deposit balance(s) or shares of any money market fund balance(s) at any time and have the proceeds of such liquidation remitted to you. Estimated Annual Income, Accrued Interest, and APY% will only be displayed for fully settled positions.

Description	Market Value	7-Day Current Yield %	Est Ann Income	APY %
MORGAN STANLEY PRIVATE BANK NA #	\$121,798.79	—	\$12.00	0.010

	Percentage of Holdings	Market Value	Est Ann Income
CASH, BDP, AND MMFs	100.00%	\$121,798.79	\$12.00

Bank Deposits are held at Morgan Stanley Bank, N.A. and/or Morgan Stanley Private Bank, National Association, affiliates of Morgan Stanley Smith Barney LLC and each a national bank and FDIC member.

	Percentage of Holdings	Total Cost	Market Value	Unrealized Gain/(Loss)	Est Ann Income Accrued Interest	Current Yield %
TOTAL VALUE	100.00%	—	\$121,798.79	N/A	\$12.00	0.01%

Unrealized Gain/(Loss) totals only reflect positions that have both cost basis and market value information available. Cash, MMF, Deposits and positions stating 'Please Provide' or 'Pending Corporate Actions' are not included.

Account Detail

Active Assets Account
478-064896-108

THE BRIDGES COMMUNITY ASSOC
EXCESS OPERATING ACCOUNT
Nickname: Excess Operating Account

ALLOCATION OF ASSETS

	Cash	Equities	Fixed Income & Preferred Securities	Alternatives	Structured Investments	Other
Cash, BDP, MMFs	\$121,798.79	—	—	—	—	—
TOTAL ALLOCATION OF ASSETS	\$121,798.79	—	—	—	—	—

ACTIVITY

CASH FLOW ACTIVITY BY DATE

Activity Date	Settlement Date	Activity Type	Description	Comments	Quantity	Price	Credits/(Debits)
2/28		Interest Income	MORGAN STANLEY PRIVATE BANK NA	(Period 02/01-02/28)			\$0.93
NET CREDITS/(DEBITS)							\$0.93

MONEY MARKET FUND (MMF) AND BANK DEPOSIT PROGRAM ACTIVITY

Activity Date	Activity Type	Description	Credits/(Debits)
2/28	Automatic Investment	BANK DEPOSIT PROGRAM	\$0.93

MESSAGES

FINRA BrokerCheck

FINRA has established the public disclosure program, known as BrokerCheck, to provide certain information regarding the disciplinary history of FINRA members and their associated persons. The BrokerCheck Hotline Number is 1-800-289-9999. The FINRA web site address is www.finra.org. An investor brochure that includes information describing FINRA BrokerCheck may be obtained from FINRA.

Tips on Protecting Yourself from Fraudulent Account Activity

The COVID 19 crisis is creating opportunities for fraudsters to exploit individuals, especially senior citizens. The safety of our clients is of utmost importance to Morgan Stanley. We are taking this opportunity to alert our clients of the following scams that have been identified by a number of organizations. **Please be reminded that you should never provide your account numbers, passwords, or personal information, including your social security number, to anyone you do not know.** Be aware that as a result of COVID 19, these scams have been identified: **Treatment scams; Supply scams; Provider scams; Charity scams; Phishing scams; App scams; Investment scams; Tech Support scams; Home Sanitation scams; and Government Assistance scams.**

If you have any questions regarding these scams, please immediately contact us.

Senior Investor Helpline

For any inquiries or potential concerns, senior investors or someone acting on their behalf may contact our Firm by calling (800) 280-4534.

Bridges Comm Assoc

Bank Reconciliation

Bank: Morgan Stanley Reserve Cash Account: *****9125

Statement Date: 3/25/2022

G/L Balance: 825,547.78
Statement Balance: 798,301.78

Item	Date	Check #	Amount	Balance
			Previous Balance:	627,519.39
The Bridges	12/25/2021	20069	-79,480.47	548,038.92
		Total Checks:	-79,480.47	
Goldman Sachs Bank CD Redeemed	2/3/2022		250,000.00	798,038.92
Bank Reconcile: Interest Earned	2/28/2022		262.86	798,301.78
		Total Deposits / Adjustments:	250,262.86	
			Statement Balance:	798,301.78

Outstanding Items:

Date	Reference	Uncleared Deposits
1/25/2022	January Reserve Contribution	9,082.00
2/25/2022	February Reserve Contribution	9,082.00
3/25/2022	March Reserve Contribution	9,082.00
		27,246.00

Bank Reconciliation Summary: Morgan Stanley Reserve Cash Account: ***9125**

G/L Balance:	825,547.78
Uncleared Checks, Credits:	0.00
Uncleared Deposits, Debits:	27,246.00
G/L Difference:	798,301.78
Statement Balance:	798,301.78
G/L and Balance Difference:	0.00

Bridges Comm Assoc

Bank Reconciliation

Bank: Morgan Stanley Reserve Investments Account: 9

Statement Date: 3/25/2022

G/L Balance: 500,000.00
Statement Balance: 500,000.00

Item	Date	Check #	Amount	Balance
			Previous Balance:	750,000.00
Goldman Sachs Bank CD Redeemed	2/3/2022		-250,000.00	500,000.00
		Total Deposits / Adjustments:	-250,000.00	
			Statement Balance:	500,000.00

Outstanding Items:

Date	Reference	Uncleared Deposits
------	-----------	--------------------

Bank Reconciliation Summary: Morgan Stanley Reserve Investments Account: 9

G/L Balance:	500,000.00
Uncleared Checks, Credits:	0.00
Uncleared Deposits, Debits:	0.00
G/L Difference:	500,000.00
Statement Balance:	500,000.00
G/L and Balance Difference:	0.00

Account Summary

Active Assets Account
478-064895-108THE BRIDGES COMMUNITY ASSOC
RESERVE ACCOUNT
Nickname: Reserve Account

CHANGE IN VALUE OF YOUR ACCOUNT (includes accrued interest)

	This Period (2/1/22-2/28/22)	This Year (1/1/22-2/28/22)
TOTAL BEGINNING VALUE	\$1,379,672.05	\$1,368,032.78
Credits	—	11,254.00
Debits	(79,480.47)	(79,480.47)
Security Transfers	—	—
Net Credits/Debits/Transfers	\$(79,480.47)	\$(68,226.47)
Change in Value	(65.05)	320.22
TOTAL ENDING VALUE	\$1,300,126.53	\$1,300,126.53

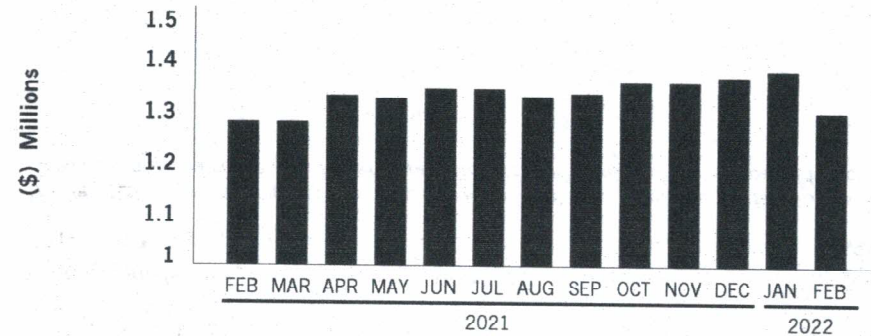
ASSET ALLOCATION (includes accrued interest)

	Market Value	Percentage
Cash	\$798,301.78	61.40
Fixed Income & Preferreds	501,824.75	38.60
TOTAL VALUE	\$1,300,126.53	100.00%

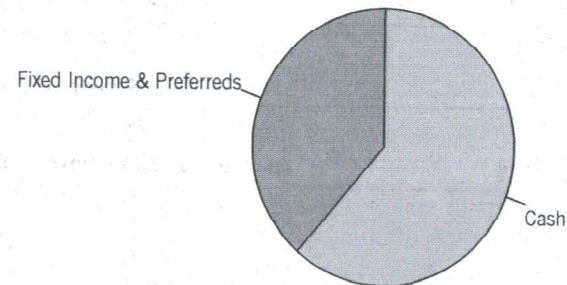
FDIC rules apply and Bank Deposits are eligible for FDIC insurance but are not covered by SIPC. Cash and securities (including MMFs) are eligible for SIPC coverage. See Expanded Disclosures. Values may include assets externally held, which are provided to you as a courtesy, and may not be covered by SIPC. For additional information, refer to the corresponding section of this statement.

MARKET VALUE OVER TIME

The below chart displays the most recent thirteen months of Market Value.



This chart does not reflect corrections to Market Value made subsequent to the dates depicted. It may exclude transactions in Annuities or positions where we are not the custodian, which could delay the reporting of Market Value.



This asset allocation represents holdings on a trade date basis, and projected settled Cash/BDP and MMF balances. These classifications do not constitute a recommendation and may differ from the classification of instruments for regulatory or tax purposes.

Account Summary

Active Assets Account
478-064895-108

THE BRIDGES COMMUNITY ASSOC
RESERVE ACCOUNT
Nickname: Reserve Account

BALANCE SHEET (* includes accrued interest)

	Last Period (as of 1/31/22)	This Period (as of 2/28/22)
Cash, BDP, MMFs	\$627,519.39	\$798,301.78
Certificates of Deposit ^	752,152.66	501,824.75
Total Assets	\$1,379,672.05	\$1,300,126.53
Total Liabilities (outstanding balance)	—	—
TOTAL VALUE	\$1,379,672.05	\$1,300,126.53

INCOME AND DISTRIBUTION SUMMARY

	This Period (2/1/22-2/28/22)	This Year (1/1/22-2/28/22)
Interest	\$262.86	\$1,816.50
Income And Distributions	\$262.86	\$1,816.50
Tax-Exempt Income	—	—
TOTAL INCOME AND DISTRIBUTIONS	\$262.86	\$1,816.50

Taxable and tax exempt income classifications are based on the characteristics of the underlying securities and not the taxable status of the account.

CASH FLOW

	This Period (2/1/22-2/28/22)	This Year (1/1/22-2/28/22)
OPENING CASH, BDP, MMFs	\$627,519.39	\$614,711.75
Sales and Redemptions	250,000.00	250,000.00
Income and Distributions	262.86	1,816.50
Total Investment Related Activity	\$250,262.86	\$251,816.50
Checks Deposited	—	11,254.00
Total Cash Related Activity	—	\$11,254.00
Checks Written	(79,480.47)	(79,480.47)
Total Card/Check Activity	\$(79,480.47)	\$(79,480.47)
CLOSING CASH, BDP, MMFs	\$798,301.78	\$798,301.78

GAIN/(LOSS) SUMMARY

	Realized This Period (2/1/22-2/28/22)	Realized This Year (1/1/22-2/28/22)	Unrealized Inception to Date (as of 2/28/22)
Short-Term (Loss)	—	—	\$(65.00)
Long-Term Gain	—	—	1,045.22
TOTAL GAIN/(LOSS)	—	—	\$980.22

The Gain/(Loss) Summary, which may change due to basis adjustments, is provided for informational purposes and should not be used for tax preparation. Refer to Gain/(Loss) in the Expanded Disclosures.

Account Detail

Active Assets Account
478-064895-108THE BRIDGES COMMUNITY ASSOC
RESERVE ACCOUNT
Nickname: Reserve Account

Brokerage Account

Investment Objectives (in order of priority): Income

Inform us if your investment objectives, as defined in the Expanded Disclosures, change.

HOLDINGS

This section reflects positions purchased/sold on a trade date basis. "Market Value" and "Unrealized Gain/(Loss)" may not reflect the value that could be obtained in the market. Your actual investment return may differ from the unrealized gain/(loss) displayed. Fixed Income securities are sorted by maturity or pre-refunding date, and alphabetically within date. Estimated Annual Income a) is calculated on a pre-tax basis, b) does not include any reduction for applicable non-US withholding taxes, c) may include return of principal or capital gains which could overstate such estimates, and d) for holdings that have a defined maturity date within the next 12 months, is reflected only through maturity date. Actual income or yield may be lower or higher than the estimates. Current Yield reflects the income generated by an investment, and is calculated by dividing the total estimated annual income by the current market value of the entire position. It does not reflect changes in its price. Structured Investments, identified on the Position Description Details line as "Asset Class: Struct Inv," may appear in various statement product categories. When displayed, the accrued interest, annual income and current yield for those with a contingent income feature (e.g., Range Accrual Notes or Contingent Income Notes) are estimates and assume specified accrual conditions are met during the relevant period and payment in full of all contingent interest. For Floating Rate Securities, the accrued interest, annual income and current yield are estimates based on the current floating coupon rate and may not reflect historic rates within the accrual period.

CASH, BANK DEPOSIT PROGRAM AND MONEY MARKET FUNDS

Cash, Bank Deposit Program, and Money Market Funds are generally displayed on a settlement date basis. You have the right to instruct us to liquidate your bank deposit balance(s) or shares of any money market fund balance(s) at any time and have the proceeds of such liquidation remitted to you. Estimated Annual Income, Accrued Interest, and APY% will only be displayed for fully settled positions.

Description	Market Value	7-Day Current Yield %	Est Ann Income	APY %
MORGAN STANLEY BANK N.A. #	\$245,001.87	—	\$25.00	0.010
MORGAN STANLEY PRIVATE BANK NA #	553,299.91	—	55.00	0.010
BANK DEPOSITS	\$798,301.78		\$80.00	

	Percentage of Holdings	Market Value	Est Ann Income
CASH, BDP, AND MMFs	61.40%	\$798,301.78	\$80.00

* Bank Deposits are held at Morgan Stanley Bank, N.A. and/or Morgan Stanley Private Bank, National Association, affiliates of Morgan Stanley Smith Barney LLC and each a national bank and FDIC member.

CERTIFICATES OF DEPOSIT

Security Description	Trade Date	Face Value	Orig Unit Cost Adj Unit Cost	Unit Price	Orig Total Cost Adj Total Cost	Market Value	Unrealized Gain/(Loss)	Est Ann Income Accrued Interest	Current Yield %
COMENITY BANK JUMBO (FORMERLY WORLD FINANCIAL NETWORK BK)CD	3/28/19	100,000.00	\$100.000 \$100.000	\$100.103	\$100,000.00 \$100,000.00	\$100,103.22	\$103.22 LT	\$442.00 \$205.03	0.44
Coupon Rate 2.650%; Matures 04/04/2022; CUSIP 20099AP43 Interest Paid Monthly; Yield to Maturity 1.626%; Issued 04/04/19; Maturity Value = \$100,000.00; Asset Class: FI & Pref									
MS PRIVATE BK CD PURCHASE NY CD	3/28/19	25,000.00	100.000 100.000	100.238	25,000.00 25,000.00	25,059.50	59.50 LT	331.00 267.55	1.32
Coupon Rate 2.650%; Matures 04/04/2022; CUSIP 61760AYF0 Interest Paid Semi-Annually Apr/Oct; Issued 04/04/19; Maturity Value = \$25,000.00; Asset Class: FI & Pref									

Account Detail

Active Assets Account
478-064895-108

THE BRIDGES COMMUNITY ASSOC
RESERVE ACCOUNT
Nickname: Reserve Account

Security Description	Trade Date	Face Value	Orig Unit Cost Adj Unit Cost	Unit Price	Orig Total Cost Adj Total Cost	Market Value	Unrealized Gain/(Loss)	Est Ann Income Accrued Interest	Current Yield %
ISRAEL DISC BK CD NEW YORK NY CD Coupon Rate 0.150%; Matures 06/06/2022; CUSIP 465076SS7 <i>Interest Paid at Maturity; Issued 11/05/21; Maturity Value = \$250,000.00; Asset Class: FI & Pref</i>	10/28/21	250,000.00	100.000 100.000	99.974	250,000.00 250,000.00	249,935.00	(65.00) ST	219.00 118.15	0.09
CAPITAL ONE BK US GLEN ALLEN VA CD Coupon Rate 2.100%; Matures 07/25/2022; CUSIP 14042TBD8 <i>Interest Paid Semi-Annually Jan/Jul; Issued 07/24/19; Maturity Value = \$125,000.00; Asset Class: FI & Pref</i>	7/16/19	125,000.00	100.000 100.000	100.706	125,000.00 125,000.00	125,882.50	882.50 LT	1,313.00 253.80	1.04
	Percentage of Holdings	Face Value			Orig Total Cost Adj Total Cost	Market Value	Unrealized Gain/(Loss)	Est Ann Income Accrued Interest	Current Yield %
CERTIFICATES OF DEPOSIT		500,000.00			\$500,000.00 \$500,000.00	\$500,980.22	\$1,045.22 LT \$(65.00) ST	\$2,305.00 \$844.53	0.46%
TOTAL CERTIFICATES OF DEPOSIT (includes accrued interest)	38.60%					\$501,824.75			
	Percentage of Holdings				Total Cost	Market Value	Unrealized Gain/(Loss)	Est Ann Income Accrued Interest	Current Yield %
TOTAL VALUE					\$500,000.00	\$1,299,282.00	\$1,045.22 LT \$(65.00) ST	\$2,385.00 \$844.53	0.18%
TOTAL VALUE (includes accrued interest)	100.00%					\$1,300,126.53			

Unrealized Gain/(Loss) totals only reflect positions that have both cost basis and market value information available. Cash, MMF, Deposits and positions stating 'Please Provide' or 'Pending Corporate Actions' are not included.

ALLOCATION OF ASSETS (*includes accrued interest)

	Cash	Equities	Fixed Income & Preferred Securities	Alternatives	Structured Investments	Other
Cash, BDP, MMFs	\$798,301.78	—	—	—	—	—
Certificates of Deposit ^	—	—	\$501,824.75	—	—	—
TOTAL ALLOCATION OF ASSETS ^	\$798,301.78	—	\$501,824.75	—	—	—

CLIENT STATEMENT | For the Period February 1-28, 2022

Page 11 of 16

Account Detail

Active Assets Account
478-064895-108THE BRIDGES COMMUNITY ASSOC
RESERVE ACCOUNT
Nickname: Reserve Account

ACTIVITY

CASH FLOW ACTIVITY BY DATE

Activity Date	Settlement Date	Activity Type	Description	Comments	Quantity	Price	Credits/(Debits)
2/2		Dividend	COMENITY BANK JUMBO (FORMERLY WO	2.650% DUE2022-04-04 [20099AP43]			\$225.07
2/3		Interest Income	GOLDMAN SACHS NEW YORK NY CD	0.050% DUE2022-02-03 [38149MG56]			31.51
2/3	2/3	Redemption	GOLDMAN SACHS NEW YORK NY CD	0.050% DUE2022-02-03 [38149MG56]	250,000.000	100.0000	250,000.00
				REDEMPTION OF MATURED BOND			
2/4		Interest Income-Adj	COMENITY BANK JUMBO (FORMERLY WO	2.650% DUE2022-04-04 [20099AP43]			225.07
			INTEREST PAYMENT				
2/4		Dividend - Adjustment	COMENITY BANK JUMBO (FORMERLY WO	2.650% DUE2022-04-04 [20099AP43]	100,000.000		(225.07)
2/15		Check	THE BRIDGES	Check # 0069			(79,480.47)
2/28		Interest Income	MORGAN STANLEY PRIVATE BANK NA	(Period 02/01-02/28)			4.41
2/28		Interest Income	MORGAN STANLEY BANK N.A.	(Period 02/01-02/28)			1.87
NET CREDITS/(DEBITS)							\$170,782.39

DEBIT CARD & CHECKING ACTIVITY

CHECKS WRITTEN

Date Written	Activity Date	Check Number	Activity Type	Payee	Expense Category	Credits/(Debits)
12/25	2/15	0069	Check	THE BRIDGES		\$(79,480.47)

TOTAL CHECKS WRITTEN

\$(79,480.47)

MONEY MARKET FUND (MMF) AND BANK DEPOSIT PROGRAM ACTIVITY

Activity Date	Activity Type	Description	Credits/(Debits)
2/2	Automatic Investment	BANK DEPOSIT PROGRAM	\$225.07
2/3	Automatic Investment	BANK DEPOSIT PROGRAM	250,031.51
2/15	Automatic Redemption	BANK DEPOSIT PROGRAM	(79,480.47)
2/28	Automatic Investment	BANK DEPOSIT PROGRAM	4.41
2/28	Automatic Investment	BANK DEPOSIT PROGRAM	1.87

NET ACTIVITY FOR PERIOD

\$170,782.39

REALIZED GAIN/(LOSS) DETAIL

SHORT-TERM GAIN/(LOSS)

Security Description	Date Acquired	Date Sold	Quantity	Sales Proceeds	Orig / Adj Total Cost	Realized Gain/(Loss)	Comments
GOLDMAN SACHS 0050 22FB03	10/28/21	02/03/22	250,000.000	\$250,000.00	\$250,000.00	\$0.00	
Short-Term This Period				\$250,000.00	\$250,000.00	\$0.00	
Short-Term Year to Date				\$250,000.00	\$250,000.00	\$0.00	

Account Detail

Active Assets Account
478-064895-108

THE BRIDGES COMMUNITY ASSOC
RESERVE ACCOUNT
Nickname: Reserve Account

SHORT-TERM GAIN/(LOSS) (CONTINUED)

	Sales Proceeds	Orig / Adj Total Cost	Realized Gain/(Loss)
Net Realized Gain/(Loss) This Period	\$250,000.00	\$250,000.00	\$0.00
Net Realized Gain/(Loss) Year to Date	\$250,000.00	\$250,000.00	\$0.00

Treasury regulations require that we report on Form 1099-B a) adjusted cost basis on the sale of covered securities acquired on or after 1/1/11 (or the applicable date for the type of security), b) the gain or loss as either long-term or short-term, and c) basis adjustments on covered securities due to wash sales, certain corporate actions and transfers by gift or inheritance. This section may not reflect all the basis adjustments required when filing your tax return. Refer to the Expanded Disclosures.

MESSAGES

FINRA BrokerCheck

FINRA has established the public disclosure program, known as BrokerCheck, to provide certain information regarding the disciplinary history of FINRA members and their associated persons. The BrokerCheck Hotline Number is 1-800-289-9999. The FINRA web site address is www.finra.org. An investor brochure that includes information describing FINRA BrokerCheck may be obtained from FINRA.

Tips on Protecting Yourself from Fraudulent Account Activity

The COVID 19 crisis is creating opportunities for fraudsters to exploit individuals, especially senior citizens. The safety of our clients is of utmost importance to Morgan Stanley. We are taking this opportunity to alert our clients of the following scams that have been identified by a number of organizations. **Please be reminded that you should never provide your account numbers, passwords, or personal information, including your social security number, to anyone you do not know.** Be aware that as a result of COVID 19, these scams have been identified: **Treatment scams; Supply scams; Provider scams; Charity scams; Phishing scams; App scams; Investment scams; Tech Support scams; Home Sanitation scams; and Government Assistance scams.**

If you have any questions regarding these scams, please immediately contact us.

Senior Investor Helpline

For any inquiries or potential concerns, senior investors or someone acting on their behalf may contact our Firm by calling (800) 280-4534.

Check Register with Detail

Check Date 2/26/2022 To 3/25/2022 11:59:00 PM

Bridges Comm Assoc

Check #	Check Date	Ctrl #	Vendor	Department	Amount	Status
Invoice #		Expense Memo				
CIT Checking						18
Auto	3/3/2022	764514	Walters Management		4,267.00	PAID
Inv. # MGMT1809473		661000	Property Management BASE MTHLY MGMT FEE	Operating	2,847.00	
Inv. # MGMT1809473		810340	CC1 Management Fee COST CENTER I MTHLY MGMT FEE	Operating	400.00	
Inv. # MGMT1809473		820260	CC2 Management Fee COST CENTER II MTHLY MGMT FEE	Operating	300.00	
Inv. # MGMT1809473		830210	CC3 Management Fee COST CENTER III MTHLY MGMT FEE	Operating	100.00	
Inv. # MGMT1809473		650000	Administrative Expenses MTHLY WEB SITE MAINT	Operating	120.00	
Inv. # MGMT1809473		661030	Arch Maintenance Fee MTHLY ARCH MAINT FEE	Operating	500.00	
Auto	3/7/2022	764844	Walters Management		100.00	PAID
Inv. # 20211099258		650000	Administrative Expenses 1099 NEC FILING FEE	Operating	25.00	
Inv. # 20211099258		650000	Administrative Expenses 1099 NEC(S) SENT - 5 @\$15.00	Operating	75.00	
Auto	3/15/2022	766524	Walters Management		549.79	PAID
Inv. # 202203258CB		650000	Administrative Expenses LATE FEES	Operating	549.70	
Inv. # 202203258CB		650000	Administrative Expenses COLLECTION FEES	Operating	0.09	
Auto	3/18/2022	758333	Olivenhain Municipal Water District		688.83	PAID
Inv. # 03221052953120510		820050	CC2 Water 01/10-02/09/22	Operating	688.83	
Auto	3/21/2022	764554	Farmers Insurance Exchange		593.08	PAID
Inv. # 0322F00777477800100001		654000	Insurance WORKERS COMP & HABITATIONAL MAR INSTALLMENT	Operating	593.08	
Auto	3/25/2022	764584	Olivenhain Municipal Water District		10,280.23	PAID
Inv. # 03221052953999999		810180	CC1 Water 01/10-02/09/22	Operating	3,460.33	
Inv. # 03221052953999999		621100	Water Irrigation 01/10-02/09/22	Operating	6,819.90	
Auto	3/25/2022	764594	San Diego Gas & Electric		45.75	PAID
Inv. # 03220077824767036		620000	Electricity 02/08-03/09/22	Operating	45.75	
Auto	3/25/2022	764604	San Diego Gas & Electric		23.77	PAID
Inv. # 03220087956791209		620000	Electricity 02/08-03/09/22	Operating	23.77	
Auto	3/25/2022	764604	San Diego Gas & Electric		12.44	PAID
Inv. # 03220005492064485		620000	Electricity 02/08-03/09/22	Operating	12.44	

Check Register with Detail

Check Date 2/26/2022 To 3/25/2022 11:59:00 PM

Bridges Comm Assoc

Check #	Check Date	Ctrl #	Vendor	Department	Amount	Status
Invoice #		Expense Memo				
Auto	3/25/2022	76527	San Diego Gas & Electric		12.16	PAID
Inv. # 03220095454058195		820070	CC2 Electricity 02/08-03/09/22	Operating	12.16	
Auto	3/25/2022	76528	San Diego Gas & Electric		31.38	PAID
Inv. # 03220080080499369		620000	Electricity 02/08-03/09/22	Operating	31.38	
Auto	3/25/2022	76528	San Diego Gas & Electric		119.56	PAID
Inv. # 03220032799137665		620000	Electricity 02/08-03/09/22	Operating	119.56	
Auto	3/25/2022	76528	San Diego Gas & Electric		75.59	PAID
Inv. # 03220002966134134		620000	Electricity 02/08-03/09/22	Operating	75.59	
Auto	3/25/2022	76528	San Diego Gas & Electric		149.88	PAID
Inv. # 03220002925587331		620000	Electricity 02/08-03/09/22	Operating	149.88	
Auto	3/25/2022	76653	Walters Management		90.00	PAID
Inv. # 202203258ME-MAR		502720	Late Charges LATE FEES	Operating	40.00	
Inv. # 202203258ME-MAR		651800	Collection Expense COLLECTION FEES	Operating	50.00	
31341	3/25/2022	76452	The Bridges Club		857.85	PAID
Inv. # 1301022822		634550	Shared Use Expense Shared use resrves	Operating	857.85	
31342	3/25/2022	76460	Home Team Pest Defense Inc		64.90	PAID
Inv. # 81805498		637000	Pest Control HOA CONVENTIONAL PEST CONTROL SVC	Operating	64.90	
31343	3/25/2022	76495	The Bridges Club		687.31	PAID
Inv. # 1299022822		639200	Tree Service Olive Trees Injection	Operating	687.31	
31344	3/25/2022	76495	The Bridges Club		1,400.00	PAID
Inv. # 1300022822		820210	CC2 Landscaping February Landscape	Operating	1,400.00	
31345	3/25/2022	76495	The Bridges Club		338.87	PAID
Inv. # 1299A022822		634550	Shared Use Expense Guard House Refridgerator replacement	Operating	338.87	
31346	3/25/2022	76496	Rodent Pest Technologies		1,400.00	PAID
Inv. # 6687727		637000	Pest Control TRAPPING & REMOVAL OF TRAPS	Operating	1,400.00	
31347	3/25/2022	76496	Cleanlot Maintenance Svcs		1,884.75	PAID
Inv. # 225446		634052	Private Streets & Drivew ays FEB SVC	Operating	1,884.75	
31348	3/25/2022	76497	KJA Consulting		2,600.00	PAID

Check Register with Detail

Check Date 2/26/2022 To 3/25/2022 11:59:00 PM

Bridges Comm Assoc

Check #	Check Date	Ctrl #	Vendor	Department	Amount	Status
Invoice #		Expense Memo				
Inv. # KJA163		651000	Professional Fees Onsite Consulting	Operating	2,600.00	
31349	3/25/2022	764976	C. Casey Landscape Construction Inc.		17,450.00	PAID
Inv. # B115		639000	Landscaping Unit 4 Parks and Slopes	Operating	6,800.00	
Inv. # B115		639000	Landscaping Calle le serra park	Operating	1,000.00	
Inv. # B115		810280	CC1 Landscaping Unit 4 Entry Front Yard	Operating	8,800.00	
Inv. # B115		639000	Landscaping Equipment	Operating	850.00	
31350	3/25/2022	764976	Ridgewood Tree Care		3,980.95	PAID
Inv. # 98406		810420	CC1 Tree Trimming TREE TRIMMING AND TREATMENT IN VILLAS	Operating	3,980.95	
31351	3/25/2022	764976	The Bridges Club		2,141.19	PAID
Inv. # 1305030122		634550	Shared Use Expense Shared use	Operating	2,141.19	
31352	3/25/2022	764976	The Bridges Club		3,440.00	PAID
Inv. # 1303022822		639000	Landscaping Entry Node Maintenance	Operating	2,090.00	
Inv. # 1303022822		634550	Shared Use Expense Guard House Refridgerator replacement	Operating	1,350.00	
31353	3/25/2022	764976	The Bridges Club		67,885.49	PAID
Inv. # 130203012022		634550	Shared Use Expense March Shared use	Operating	67,885.49	
31354	3/25/2022	764976	Rockey Murata Landscaping Inc		4,600.00	PAID
Inv. # 022296L		639000	Landscaping FEB SVC	Operating	4,600.00	
31355	3/25/2022	765106	The Bridges		9,082.00	PAID
		901110	General Replacement Reserve Contribution	Operating	6,694.00	
		910060	CC1R Gen Replacement Reserve Contribution	Operating	1,967.00	
		920060	CC2R Gen Replacement Reserve Contribution	Operating	181.00	
		930020	CC3R Gen Replacement Reserve Contribution	Operating	240.00	
31356	3/25/2022	765586	Home Team Pest Defense Inc		80.00	PAID
Inv. # 82379250		637000	Pest Control PEST CONTROL SVC	Operating	80.00	
31357	3/25/2022	769996	Home Team Pest Defense Inc		64.90	PAID
Inv. # 81805498		637000	Pest Control HOA CONVENTIONAL PEST CONTROL SVC	Operating	64.90	

Check Register with Detail

Check Date 2/26/2022 To 3/25/2022 11:59:00 PM

Bridges Comm Assoc

Check #	Check Date	Ctrl #	Vendor			
Invoice #		Expense		Department	Amount	Status
		Memo				

	Total	134,997.67
	Voided	0.00
	CIT Checking TOTAL \$	134,997.67

Bridges Comm Assoc

General Ledger Summary

Posted 2/26/2022 To 3/25/2022 11:59:00 PM

Posted	Transaction	Source	Note	Debit	Credit	Balance
Operating						
100000 CIT Checking *****5808						33,499.24
2/28/2022	2/28/2022	A/R	Lockbox	21,770.00		55,269.24
3/1/2022	3/1/2022	A/R	Lockbox	14,644.00		69,913.24
3/2/2022	3/2/2022	A/R	Lockbox	8,871.00		78,784.24
3/3/2022	3/3/2022	A/R	Lockbox	4,684.00		83,468.24
3/3/2022	3/3/2022	A/P	A/P Voucher Post: Chk# Auto: Walters Management		4,267.00	79,201.24
3/4/2022	3/4/2022	A/R	Lockbox	19,636.00		98,837.24
3/7/2022	3/7/2022	A/R	Lockbox	40,416.00		139,253.24
3/7/2022	3/7/2022	A/R	Lockbox	11,914.00		151,167.24
3/7/2022	3/7/2022	A/P	A/P Voucher Post: Chk# Auto: Walters Management		100.00	151,067.24
3/8/2022	3/8/2022	A/R	Lockbox	6,214.00		157,281.24
3/9/2022	3/9/2022	A/R	Lockbox	4,456.00		161,737.24
3/10/2022	3/10/2022	A/R	Lockbox	2,201.00		163,938.24
3/11/2022	3/11/2022	A/R	Lockbox	4,436.00		168,374.24
3/14/2022	3/14/2022	A/R	Lockbox	2,120.00		170,494.24
3/15/2022	3/15/2022	A/R	Lockbox	515.00		171,009.24
3/15/2022	3/15/2022	A/P	A/P Voucher Post: Chk# Auto: Walters Management		549.79	170,459.45
3/18/2022	3/18/2022	A/P	A/P Voucher Post: Chk# Auto: Olivenhain Municipal W:		688.83	169,770.62
3/18/2022	3/18/2022	A/R	Lockbox	558.00		170,328.62
3/21/2022	3/21/2022	A/P	A/P Voucher Post: Chk# Auto: Farmers Insurance Exc		593.08	169,735.54
3/23/2022	3/23/2022	A/R	Lockbox	2,438.00		172,173.54
3/24/2022	3/24/2022	A/R	Lockbox	1,783.00		173,956.54
3/25/2022	3/25/2022	A/P	A/P Voucher Post: Chk# 31341: The Bridges Club		857.85	173,098.69
3/25/2022	3/25/2022	A/P	A/P Voucher Post: Chk# Auto: Olivenhain Municipal W:		10,280.23	162,818.46
3/25/2022	3/25/2022	A/P	A/P Voucher Post: Chk# Auto: San Diego Gas & Electr		45.75	162,772.71
3/25/2022	3/25/2022	A/P	A/P Voucher Post: Chk# Auto: San Diego Gas & Electr		23.77	162,748.94
3/25/2022	3/25/2022	A/P	A/P Voucher Post: Chk# Auto: San Diego Gas & Electr		12.44	162,736.50
3/25/2022	3/25/2022	A/P	A/P Voucher Post: Chk# 31342: Home Team Pest Defe		64.90	162,671.60
3/25/2022	3/25/2022	A/P	A/P Voucher Post: Chk# 31343: The Bridges Club		687.31	161,984.29
3/25/2022	3/25/2022	A/P	A/P Voucher Post: Chk# 31344: The Bridges Club		1,400.00	160,584.29
3/25/2022	3/25/2022	A/P	A/P Voucher Post: Chk# 31345: The Bridges Club		338.87	160,245.42
3/25/2022	3/25/2022	A/P	A/P Voucher Post: Chk# 31346: Rodent Pest Technolo		1,400.00	158,845.42
3/25/2022	3/25/2022	A/P	A/P Voucher Post: Chk# 31347: Cleanlot Maintenance		1,884.75	156,960.67
3/25/2022	3/25/2022	A/P	A/P Voucher Payment Void: Association Reserves Sa	1,650.00		158,610.67
3/25/2022	3/25/2022	A/P	A/P Voucher Post: Chk# 31348: KJA Consulting		2,600.00	156,010.67
3/25/2022	3/25/2022	A/P	A/P Voucher Post: Chk# 31349: C. Casey Landscape		17,450.00	138,560.67
3/25/2022	3/25/2022	A/P	A/P Voucher Post: Chk# 31350: Ridgewood Tree Care		3,980.95	134,579.72
3/25/2022	3/25/2022	A/P	A/P Voucher Post: Chk# 31351: The Bridges Club		2,141.19	132,438.53
3/25/2022	3/25/2022	A/P	A/P Voucher Post: Chk# 31352: The Bridges Club		3,440.00	128,998.53
3/25/2022	3/25/2022	A/P	A/P Voucher Post: Chk# 31353: The Bridges Club		67,885.49	61,113.04
3/25/2022	3/25/2022	A/P	A/P Voucher Post: Chk# 31354: Rockey Murata Lands		4,600.00	56,513.04
3/25/2022	3/25/2022	A/P	A/P Voucher Post: Chk# 31355: The Bridges		9,082.00	47,431.04
3/25/2022	3/25/2022	A/R	Lockbox	4,879.00		52,310.04
3/25/2022	3/25/2022	A/P	A/P Voucher Post: Chk# Auto: San Diego Gas & Electr		12.16	52,297.88
3/25/2022	3/25/2022	A/P	A/P Voucher Post: Chk# Auto: San Diego Gas & Electr		31.38	52,266.50
3/25/2022	3/25/2022	A/P	A/P Voucher Post: Chk# Auto: San Diego Gas & Electr		119.56	52,146.94
3/25/2022	3/25/2022	A/P	A/P Voucher Post: Chk# Auto: San Diego Gas & Electr		75.59	52,071.35
3/25/2022	3/25/2022	A/P	A/P Voucher Post: Chk# Auto: San Diego Gas & Electr		149.88	51,921.47
3/25/2022	3/25/2022	A/P	A/P Voucher Post: Chk# 31356: Home Team Pest Defe		80.00	51,841.47
3/25/2022	3/25/2022	A/P	A/P Voucher Post: Chk# Auto: Walters Management		90.00	51,751.47
3/25/2022	3/25/2022	A/P	A/P Voucher Post: Chk# 31357: Home Team Pest Defe		64.90	51,686.57
Net Change: 18,187.33				153,185.00	134,997.67	51,686.57

Bridges Comm Assoc
General Ledger Summary

Posted 2/26/2022 To 3/25/2022 11:59:00 PM

Posted	Transaction	Source	Note	Debit	Credit	Balance
100130 Morgan Stanley Excess Op Cash *****9141						121,797.86
2/28/2022	2/28/2022	G/L	Bank Reconcile: Interest Earned	0.93		121,798.79
Net Change: 0.93				0.93	0.00	121,798.79
102350 Morgan Stanley Reserve Cash *****9125						816,202.92
2/28/2022	2/28/2022	G/L	Bank Reconcile: Interest Earned	262.86		816,465.78
3/25/2022	3/25/2022	G/L	March Reserve Contribution	9,082.00		825,547.78
Net Change: 9,344.86				9,344.86	0.00	825,547.78
102355 Morgan Stanley Reserve Investments 9						500,000.00
110000 Accounts Receivable						6,316.00
3/1/2022	3/1/2022	A/R	Billing	148,807.00		155,123.00
3/2/2022	3/1/2022	A/R	New Resident: Void Transaction	530.00	530.00	155,123.00
3/7/2022	3/1/2022	A/R	New Resident: Void Transaction	858.00	858.00	155,123.00
3/4/2022	3/4/2022	A/R	Apply Credit		62,520.00	92,603.00
3/4/2022	3/4/2022	A/R	Apply Credit		14,588.00	78,015.00
3/7/2022	3/7/2022	A/R	Apply Credit		40,416.00	37,599.00
3/7/2022	3/7/2022	A/R	Apply Credit		11,344.00	26,255.00
3/8/2022	3/8/2022	A/R	Apply Credit		6,189.00	20,066.00
3/9/2022	3/9/2022	A/R	Apply Credit		3,411.00	16,655.00
3/10/2022	3/10/2022	A/R	Apply Credit		1,676.00	14,979.00
3/11/2022	3/11/2022	A/R	Apply Credit		4,436.00	10,543.00
3/14/2022	3/14/2022	A/R	Apply Credit		2,120.00	8,423.00
3/15/2022	3/15/2022	A/R	Apply Credit		515.00	7,908.00
3/16/2022	3/16/2022	A/R	Late Fee	40.00		7,948.00
3/18/2022	3/18/2022	A/R	Apply Credit		189.00	7,759.00
3/24/2022	3/20/2022	A/R	Late Fee	50.00		7,809.00
3/23/2022	3/23/2022	A/R	Apply Credit		30.00	7,779.00
3/25/2022	3/25/2022	A/R	Apply Credit		45.00	7,734.00
Net Change: 1,418.00				150,285.00	148,867.00	7,734.00
210000 Prepaid Assessments						(47,038.95)
2/28/2022	2/28/2022	A/R	Lockbox		21,770.00	(68,808.95)
3/1/2022	3/1/2022	A/R	Lockbox		14,644.00	(83,452.95)
3/2/2022	3/2/2022	A/R	Lockbox		8,871.00	(92,323.95)
3/3/2022	3/3/2022	A/R	Lockbox		4,684.00	(97,007.95)
3/4/2022	3/4/2022	A/R	Apply Credit	62,520.00		(34,487.95)
3/4/2022	3/4/2022	A/R	Lockbox		19,636.00	(54,123.95)
3/4/2022	3/4/2022	A/R	Apply Credit	14,588.00		(39,535.95)
3/7/2022	3/7/2022	A/R	Lockbox		40,416.00	(79,951.95)
3/7/2022	3/7/2022	A/R	Apply Credit	40,416.00		(39,535.95)
3/7/2022	3/7/2022	A/R	Lockbox		11,914.00	(51,449.95)
3/7/2022	3/7/2022	A/R	Apply Credit	11,344.00		(40,105.95)
3/8/2022	3/8/2022	A/R	Lockbox		6,214.00	(46,319.95)
3/8/2022	3/8/2022	A/R	Apply Credit	6,189.00		(40,130.95)
3/9/2022	3/9/2022	A/R	Lockbox		4,456.00	(44,586.95)
3/9/2022	3/9/2022	A/R	Apply Credit	3,411.00		(41,175.95)
3/10/2022	3/10/2022	A/R	Lockbox		2,201.00	(43,376.95)
3/10/2022	3/10/2022	A/R	Apply Credit	1,676.00		(41,700.95)
3/11/2022	3/11/2022	A/R	Lockbox		4,436.00	(46,136.95)
3/11/2022	3/11/2022	A/R	Apply Credit	4,436.00		(41,700.95)
3/14/2022	3/14/2022	A/R	Lockbox		2,120.00	(43,820.95)
3/14/2022	3/14/2022	A/R	Apply Credit	2,120.00		(41,700.95)

Bridges Comm Assoc
General Ledger Summary

Posted 2/26/2022 To 3/25/2022 11:59:00 PM

Posted	Transaction	Source	Note	Debit	Credit	Balance
3/15/2022	3/15/2022	A/R	Lockbox		515.00	(42,215.95)
3/15/2022	3/15/2022	A/R	Apply Credit	515.00		(41,700.95)
3/18/2022	3/18/2022	A/R	Lockbox		558.00	(42,258.95)
3/18/2022	3/18/2022	A/R	Apply Credit	189.00		(42,069.95)
3/23/2022	3/23/2022	A/R	Lockbox		2,438.00	(44,507.95)
3/23/2022	3/23/2022	A/R	Apply Credit	30.00		(44,477.95)
3/24/2022	3/24/2022	A/R	Lockbox		1,783.00	(46,260.95)
3/25/2022	3/25/2022	A/R	Lockbox		4,879.00	(51,139.95)
3/25/2022	3/25/2022	A/R	Apply Credit	45.00		(51,094.95)
			Net Change:	(4,056.00)		
				147,479.00	151,535.00	(51,094.95)
301110 General Replacement						(1,076,731.63)
3/25/2022	3/25/2022	G/L	March Reserve Contribution		6,694.00	(1,083,425.63)
			Net Change:	(6,694.00)		
				0.00	6,694.00	(1,083,425.63)
301290 Interest						(1,776.67)
2/28/2022	2/28/2022	G/L	Bank Reconcile: Interest Earned		262.86	(2,039.53)
			Net Change:	(262.86)		
				0.00	262.86	(2,039.53)
310060 CC1R Gen Replacement						(197,762.72)
3/25/2022	3/25/2022	G/L	March Reserve Contribution		1,967.00	(199,729.72)
			Net Change:	(1,967.00)		
				0.00	1,967.00	(199,729.72)
320060 CC2R Gen Replacement						(24,300.70)
3/25/2022	3/25/2022	G/L	March Reserve Contribution		181.00	(24,481.70)
			Net Change:	(181.00)		
				0.00	181.00	(24,481.70)
330020 CC3R Gen Replacement						(15,631.20)
3/25/2022	3/25/2022	G/L	March Reserve Contribution		240.00	(15,871.20)
			Net Change:	(240.00)		
				0.00	240.00	(15,871.20)
399990 Retained Earnings						(150,393.46)
502000 Assessment Income						(250,160.00)
3/1/2022	3/1/2022	A/R	Billing		125,080.00	(375,240.00)
3/2/2022	3/1/2022	A/R	New Resident: Void Transaction	530.00	530.00	(375,240.00)
3/7/2022	3/1/2022	A/R	New Resident: Void Transaction	530.00	530.00	(375,240.00)
			Net Change:	(125,080.00)		
				1,060.00	126,140.00	(375,240.00)
502200 Unrefundable						(515.00)
502720 Late Charges						0.00
3/16/2022	3/16/2022	A/R	Late Fee		40.00	(40.00)
3/25/2022	3/25/2022	A/P	A/P Voucher Post: Chk# Auto: Walters Management	40.00		0.00
			Net Change:	0.00		
				40.00	40.00	0.00
502980 Collection Reimbursement						(350.00)
3/24/2022	3/20/2022	A/R	Late Fee		50.00	(400.00)
			Net Change:	(50.00)		
				0.00	50.00	(400.00)
511000 Interest Income						(2.07)
2/28/2022	2/28/2022	G/L	Bank Reconcile: Interest Earned		0.93	(3.00)

Bridges Comm Assoc General Ledger Summary

Posted 2/26/2022 To 3/25/2022 11:59:00 PM

Posted	Transaction	Source	Note	Debit	Credit	Balance
Net Change: (0.93)				0.00	0.93	(3.00)
620000 Electricity						821.72
3/25/2022	3/25/2022	A/P	A/P Voucher Post: Chk# Auto: San Diego Gas & Electr	45.75		867.47
3/25/2022	3/25/2022	A/P	A/P Voucher Post: Chk# Auto: San Diego Gas & Electr	23.77		891.24
3/25/2022	3/25/2022	A/P	A/P Voucher Post: Chk# Auto: San Diego Gas & Electr	12.44		903.68
3/25/2022	3/25/2022	A/P	A/P Voucher Post: Chk# Auto: San Diego Gas & Electr	31.38		935.06
3/25/2022	3/25/2022	A/P	A/P Voucher Post: Chk# Auto: San Diego Gas & Electr	119.56		1,054.62
3/25/2022	3/25/2022	A/P	A/P Voucher Post: Chk# Auto: San Diego Gas & Electr	75.59		1,130.21
3/25/2022	3/25/2022	A/P	A/P Voucher Post: Chk# Auto: San Diego Gas & Electr	149.88		1,280.09
Net Change: 458.37				458.37	0.00	1,280.09
621100 Water Irrigation						13,825.76
3/25/2022	3/25/2022	A/P	A/P Voucher Post: Chk# Auto: Olivenhain Municipal W:	6,819.90		20,645.66
Net Change: 6,819.90				6,819.90	0.00	20,645.66
634000 Repairs & Maintenance						5,905.85
634052 Private Streets & Driveways						3,769.50
3/25/2022	3/25/2022	A/P	A/P Voucher Post: Chk# 31347: Cleanlot Maintenance	1,884.75		5,654.25
Net Change: 1,884.75				1,884.75	0.00	5,654.25
634550 Shared Use Expense						140,053.36
3/25/2022	3/25/2022	A/P	A/P Voucher Post: Chk# 31341: The Bridges Club	857.85		140,911.21
3/25/2022	3/25/2022	A/P	A/P Voucher Post: Chk# 31345: The Bridges Club	338.87		141,250.08
3/25/2022	3/25/2022	A/P	A/P Voucher Post: Chk# 31351: The Bridges Club	2,141.19		143,391.27
3/25/2022	3/25/2022	A/P	A/P Voucher Post: Chk# 31352: The Bridges Club	1,350.00		144,741.27
3/25/2022	3/25/2022	A/P	A/P Voucher Post: Chk# 31353: The Bridges Club	67,885.49		212,626.76
Net Change: 72,573.40				72,573.40	0.00	212,626.76
637000 Pest Control						2,800.00
3/25/2022	3/25/2022	A/P	A/P Voucher Post: Chk# 31342: Home Team Pest Defe	64.90		2,864.90
3/25/2022	3/25/2022	A/P	A/P Voucher Post: Chk# 31346: Rodent Pest Technolo	1,400.00		4,264.90
3/25/2022	3/25/2022	A/P	A/P Voucher Post: Chk# 31356: Home Team Pest Defe	80.00		4,344.90
3/25/2022	3/25/2022	A/P	A/P Voucher Post: Chk# 31357: Home Team Pest Defe	64.90		4,409.80
Net Change: 1,609.80				1,609.80	0.00	4,409.80
639000 Landscaping						39,090.70
3/25/2022	3/25/2022	A/P	A/P Voucher Post: Chk# 31349: C. Casey Landscape	8,650.00		47,740.70
3/25/2022	3/25/2022	A/P	A/P Voucher Post: Chk# 31352: The Bridges Club	2,090.00		49,830.70
3/25/2022	3/25/2022	A/P	A/P Voucher Post: Chk# 31354: Rockey Murata Lands	4,600.00		54,430.70
3/25/2022	3/25/2022	G/L	Reclass C.Casey Inv BE216		7,530.00	46,900.70
Net Change: 7,810.00				15,340.00	7,530.00	46,900.70
639070 Landscape Supplies						12,750.00
3/25/2022	3/25/2022	G/L	Reclass C.Casey Inv BE216	4,230.00		16,980.00
Net Change: 4,230.00				4,230.00	0.00	16,980.00
639200 Tree Service						748.67
3/25/2022	3/25/2022	A/P	A/P Voucher Post: Chk# 31343: The Bridges Club	687.31		1,435.98
Net Change: 687.31				687.31	0.00	1,435.98

Bridges Comm Assoc
General Ledger Summary

Posted 2/26/2022 To 3/25/2022 11:59:00 PM

Posted	Transaction	Source	Note	Debit	Credit	Balance
650000 Administrative Expenses						3,023.30
3/3/2022	3/3/2022	A/P	A/P Voucher Post: Chk# Auto: Walters Management	120.00		3,143.30
3/7/2022	3/7/2022	A/P	A/P Voucher Post: Chk# Auto: Walters Management	100.00		3,243.30
3/15/2022	3/15/2022	A/P	A/P Voucher Post: Chk# Auto: Walters Management	549.79		3,793.09
			Net Change: 769.79	769.79	0.00	3,793.09
651000 Professional Fees						2,600.00
3/25/2022	3/25/2022	A/P	A/P Voucher Post: Chk# 31348: KJA Consulting	2,600.00		5,200.00
			Net Change: 2,600.00	2,600.00	0.00	5,200.00
651800 Collection Expense						350.00
3/25/2022	3/25/2022	A/P	A/P Voucher Post: Chk# Auto: Walters Management	50.00		400.00
			Net Change: 50.00	50.00	0.00	400.00
651850 Reserve Study						1,650.00
3/25/2022	3/25/2022	A/P	A/P Voucher Payment Void: Association Reserves Sa		1,650.00	0.00
			Net Change: (1,650.00)	0.00	1,650.00	0.00
654000 Insurance						1,186.16
3/21/2022	3/21/2022	A/P	A/P Voucher Post: Chk# Auto: Farmers Insurance Exc	593.08		1,779.24
			Net Change: 593.08	593.08	0.00	1,779.24
661000 Property Management						5,700.00
3/3/2022	3/3/2022	A/P	A/P Voucher Post: Chk# Auto: Walters Management	2,847.00		8,547.00
			Net Change: 2,847.00	2,847.00	0.00	8,547.00
661030 Arch Maintenance Fee						1,000.00
3/3/2022	3/3/2022	A/P	A/P Voucher Post: Chk# Auto: Walters Management	500.00		1,500.00
			Net Change: 500.00	500.00	0.00	1,500.00
810000 CC1 Income - The Villas						(38,704.00)
3/1/2022	3/1/2022	A/R	Billing		19,352.00	(58,056.00)
3/7/2022	3/1/2022	A/R	New Resident: Void Transaction	328.00	328.00	(58,056.00)
			Net Change: (19,352.00)	328.00	19,680.00	(58,056.00)
810080 CC1 Electricity						165.13
810110 CC1 Lndscp Supplies						26,960.00
3/25/2022	3/25/2022	G/L	Reclass C.Casey Inv BE216	3,300.00		30,260.00
			Net Change: 3,300.00	3,300.00	0.00	30,260.00
810180 CC1 Water						5,541.87
3/25/2022	3/25/2022	A/P	A/P Voucher Post: Chk# Auto: Olivenhain Municipal W:	3,460.33		9,002.20
			Net Change: 3,460.33	3,460.33	0.00	9,002.20
810280 CC1 Landscaping						17,600.00
3/25/2022	3/25/2022	A/P	A/P Voucher Post: Chk# 31349: C. Casey Landscape	8,800.00		26,400.00
			Net Change: 8,800.00	8,800.00	0.00	26,400.00
810340 CC1 Management Fee						800.00

Bridges Comm Assoc
General Ledger Summary

Posted 2/26/2022 To 3/25/2022 11:59:00 PM

Posted	Transaction	Source	Note	Debit	Credit	Balance
3/3/2022	3/3/2022	A/P	A/P Voucher Post: Chk# Auto: Walters Management	400.00		1,200.00
			Net Change: 400.00	400.00	0.00	1,200.00
810370 CC1 Repairs & Maintenance						8,751.78
810420 CC1 Tree Trimming						8,567.62
3/25/2022	3/25/2022	A/P	A/P Voucher Post: Chk# 31350: Ridgewood Tree Care	3,980.95		12,548.57
			Net Change: 3,980.95	3,980.95	0.00	12,548.57
820000 CC2 Income - The Groves						(7,502.00)
3/1/2022	3/1/2022	A/R	Billing		3,751.00	(11,253.00)
			Net Change: (3,751.00)	0.00	3,751.00	(11,253.00)
820050 CC2 Water						7,300.49
3/18/2022	3/18/2022	A/P	A/P Voucher Post: Chk# Auto: Olivenhain Municipal W:	688.83		7,989.32
			Net Change: 688.83	688.83	0.00	7,989.32
820070 CC2 Electricity						24.47
3/25/2022	3/25/2022	A/P	A/P Voucher Post: Chk# Auto: San Diego Gas & Electr	12.16		36.63
			Net Change: 12.16	12.16	0.00	36.63
820210 CC2 Landscaping						4,350.00
3/25/2022	3/25/2022	A/P	A/P Voucher Post: Chk# 31344: The Bridges Club	1,400.00		5,750.00
			Net Change: 1,400.00	1,400.00	0.00	5,750.00
820260 CC2 Management Fee						600.00
3/3/2022	3/3/2022	A/P	A/P Voucher Post: Chk# Auto: Walters Management	300.00		900.00
			Net Change: 300.00	300.00	0.00	900.00
830000 CC3 Income - The Tennis Center						(1,248.00)
3/1/2022	3/1/2022	A/R	Billing		624.00	(1,872.00)
			Net Change: (624.00)	0.00	624.00	(1,872.00)
830210 CC3 Management Fee						200.00
3/3/2022	3/3/2022	A/P	A/P Voucher Post: Chk# Auto: Walters Management	100.00		300.00
			Net Change: 100.00	100.00	0.00	300.00
901110 General Replacement						13,383.00
3/25/2022	3/25/2022	A/P	A/P Voucher Post: Chk# 31355: The Bridges	6,694.00		20,077.00
			Net Change: 6,694.00	6,694.00	0.00	20,077.00
910060 CC1R Gen Replacement						3,934.00
3/25/2022	3/25/2022	A/P	A/P Voucher Post: Chk# 31355: The Bridges	1,967.00		5,901.00
			Net Change: 1,967.00	1,967.00	0.00	5,901.00
920060 CC2R Gen Replacement						367.00
3/25/2022	3/25/2022	A/P	A/P Voucher Post: Chk# 31355: The Bridges	181.00		548.00
			Net Change: 181.00	181.00	0.00	548.00
930020 CC3R Gen Replacement						480.00

Bridges Comm Assoc
General Ledger Summary

Posted 2/26/2022 To 3/25/2022 11:59:00 PM

Posted	Transaction	Source	Note	Debit	Credit	Balance
3/25/2022	3/25/2022	A/P	A/P Voucher Post: Chk# 31355: The Bridges	240.00		720.00
			Net Change: 240.00	240.00	0.00	720.00