

# Bridges Comm Assoc

## Balance Sheet

Period 04/25/2022

	04/2022	03/2022	Net Change
<b>Assets</b>			
<u>Cash - Operating</u>			
100000 CIT Checking	68,432.28	51,686.57	16,745.71
100130 Morgan Stanley Excess Op Cash	121,799.83	121,798.79	1.04
<u>Total Cash - Operating</u>	<u>190,232.11</u>	<u>173,485.36</u>	<u>16,746.75</u>
<u>Cash - Reserves</u>			
102350 Morgan Stanley Reserve Cash	959,839.99	825,547.78	134,292.21
102355 Morgan Stanley Reserve Investments	375,000.00	500,000.00	(125,000.00)
<u>Total Cash - Reserves</u>	<u>1,334,839.99</u>	<u>1,325,547.78</u>	<u>9,292.21</u>
<u>Accounts Receivable</u>			
110000 Accounts Receivable	2,672.30	7,734.00	(5,061.70)
<u>Total Accounts Receivable</u>	<u>2,672.30</u>	<u>7,734.00</u>	<u>(5,061.70)</u>
<i>Total Assets</i>	<u><u>1,527,744.40</u></u>	<u><u>1,506,767.14</u></u>	<u><u>20,977.26</u></u>
<b>Liabilities &amp; Equity</b>			
<u>Current Liabilities</u>			
210000 Prepaid Assessments	53,497.51	51,094.95	2,402.56
<u>Total Current Liabilities</u>	<u>53,497.51</u>	<u>51,094.95</u>	<u>2,402.56</u>
<u>Operating Equity</u>			
399990 Retained Earnings	150,393.46	150,393.46	0.00
Current Year Net Income/(Loss)	(10,986.56)	(20,269.05)	9,282.49
<u>Total Operating Equity</u>	<u>139,406.90</u>	<u>130,124.41</u>	<u>9,282.49</u>
<u>Reserve Equity</u>			
301110 General Replacement	1,090,119.63	1,083,425.63	6,694.00
301290 Interest	2,249.74	2,039.53	210.21
310060 CC1R Gen Replacement	201,696.72	199,729.72	1,967.00
320060 CC2R Gen Replacement	24,662.70	24,481.70	181.00
330020 CC3R Gen Replacement	16,111.20	15,871.20	240.00
<u>Total Reserve Equity</u>	<u>1,334,839.99</u>	<u>1,325,547.78</u>	<u>9,292.21</u>
<i>Total Liabilities &amp; Equity</i>	<u><u>1,527,744.40</u></u>	<u><u>1,506,767.14</u></u>	<u><u>20,977.26</u></u>

# Bridges Comm Assoc Budget Comparison

Period 3/26/2022 To 4/25/2022 11:59:00 PM

Current Month Operating			Year to Date Operating				
Actual	Budget	\$ Var	Actual	Budget	\$ Var	Annual	
<b>Income</b>							
<b><u>Assessments</u></b>							
125,080.00	125,080.00	0.00					
			502000 Assessment Income	500,320.00	500,320.00	0.00	1,500,960.00
<b>125,080.00</b>	<b>125,080.00</b>	<b>0.00</b>	<b>TOTAL Assessments</b>	<b>500,320.00</b>	<b>500,320.00</b>	<b>0.00</b>	<b>1,500,960.00</b>
<b><u>Other Income</u></b>							
1,030.00	0.00	1,030.00	502200 Unrefundable	1,545.00	0.00	1,545.00	0.00
20.00	0.00	20.00	502720 Late Charges	20.00	0.00	20.00	0.00
(75.00)	0.00	(75.00)	502980 Collection Reimbursement	325.00	0.00	325.00	0.00
1.04	0.00	1.04	511000 Interest Income	4.04	0.00	4.04	0.00
<b>976.04</b>	<b>0.00</b>	<b>976.04</b>	<b>TOTAL Other Income</b>	<b>1,894.04</b>	<b>0.00</b>	<b>1,894.04</b>	<b>0.00</b>
<b>126,056.04</b>	<b>125,080.00</b>	<b>976.04</b>	<b>TOTAL Income</b>	<b>502,214.04</b>	<b>500,320.00</b>	<b>1,894.04</b>	<b>1,500,960.00</b>
<b>Expense</b>							
<b><u>03 Utilities</u></b>							
407.44	363.00	(44.44)	620000 Electricity	1,687.53	1,446.00	(241.53)	4,350.00
9,419.37	9,773.00	353.63	621100 Water Irrigation	30,065.03	39,086.00	9,020.97	117,270.00
<b>9,826.81</b>	<b>10,136.00</b>	<b>309.19</b>	<b>TOTAL 03 Utilities</b>	<b>31,752.56</b>	<b>40,532.00</b>	<b>8,779.44</b>	<b>121,620.00</b>
<b><u>04 Common Area Maintenance</u></b>							
850.00	1,833.00	983.00	634000 Repairs & Maintenance	6,755.85	7,336.00	580.15	22,000.00
1,929.63	1,792.00	(137.63)	634052 Private Streets & Driveways	7,583.88	7,164.00	(419.88)	21,500.00
70,026.68	70,027.00	0.32	634550 Shared Use Expense	282,653.44	280,104.00	(2,549.44)	840,320.00
15.10	125.00	109.90	637000 Pest Control	4,424.90	500.00	(3,924.90)	1,500.00
<b>72,821.41</b>	<b>73,777.00</b>	<b>955.59</b>	<b>TOTAL 04 Common Area Maintenance</b>	<b>301,418.07</b>	<b>295,104.00</b>	<b>(6,314.07)</b>	<b>885,320.00</b>
<b><u>05 Landscaping</u></b>							
15,840.00	16,667.00	827.00	639000 Landscaping	62,740.70	66,664.00	3,923.30	200,000.00
1,280.00	1,708.00	428.00	639070 Landscape Supplies	18,260.00	6,836.00	(11,424.00)	20,500.00
0.00	0.00	0.00	639200 Tree Service	1,435.98	1,436.31	0.33	20,000.00

# Bridges Comm Assoc Budget Comparison

Period 3/26/2022 To 4/25/2022 11:59:00 PM

Current Month Operating			Year to Date Operating				
Actual	Budget	\$ Var		Actual	Budget	\$ Var	Annual
0.00	0.00	0.00	639255 Tree Spraying	0.00	0.00	0.00	13,000.00
0.00	0.00	0.00	639350 Brush Control	0.00	0.00	0.00	34,000.00
<b>17,120.00</b>	<b>18,375.00</b>	<b>1,255.00</b>	<b>TOTAL 05 Landscaping</b>	<b>82,436.68</b>	<b>74,936.31</b>	<b>(7,500.37)</b>	<b>287,500.00</b>
<b><u>11 Administration</u></b>							
595.50	1,333.00	737.50	650000 Administrative Expenses	4,388.59	5,336.00	947.41	16,000.00
0.00	0.00	0.00	650825 Annual Meeting	0.00	0.00	0.00	2,000.00
2,600.00	1,667.00	(933.00)	651000 Professional Fees	7,800.00	18,824.00	11,024.00	32,160.00
950.00	1,000.00	50.00	651550 Review /Audit Fee	950.00	1,000.00	50.00	1,000.00
0.00	292.00	292.00	651750 Legal Fees	0.00	1,164.00	1,164.00	3,500.00
0.00	75.00	75.00	651800 Collection Expense	400.00	300.00	(100.00)	900.00
0.00	0.00	0.00	651850 Reserve Study	0.00	800.00	800.00	800.00
589.25	845.00	255.75	654000 Insurance	2,368.49	3,380.00	1,011.51	10,140.00
0.00	0.00	0.00	657000 Social Fund	0.00	0.00	0.00	19,500.00
1,600.00	0.00	(1,600.00)	658500 Income Taxes	1,600.00	0.00	(1,600.00)	0.00
2,850.00	2,850.00	0.00	661000 Property Management	11,397.00	11,397.00	0.00	34,197.00
500.00	500.00	0.00	661030 Arch Maintenance Fee	2,000.00	2,000.00	0.00	6,000.00
<b>9,684.75</b>	<b>8,562.00</b>	<b>(1,122.75)</b>	<b>TOTAL 11 Administration</b>	<b>30,904.08</b>	<b>44,201.00</b>	<b>13,296.92</b>	<b>126,197.00</b>
<b><u>21 Cost Center 1</u></b>							
(19,352.00)	(19,352.00)	0.00	810000 CC1 Income - The Villas	(77,408.00)	(77,408.00)	0.00	(232,224.00)
0.00	83.00	83.00	810080 CC1 Electricity	165.13	336.00	170.87	1,000.00
5,563.85	1,750.00	(3,813.85)	810110 CC1 Lndscp Supplies	35,823.85	7,000.00	(28,823.85)	21,000.00
2,529.43	3,065.00	535.57	810180 CC1 Water	11,531.63	12,262.00	730.37	36,782.00
8,800.00	9,064.00	264.00	810280 CC1 Landscaping	35,200.00	36,256.00	1,056.00	108,768.00
400.00	400.00	0.00	810340 CC1 Management Fee	1,600.00	1,600.00	0.00	4,800.00
0.00	542.00	542.00	810370 CC1 Repairs & Maintenance	8,751.78	2,164.00	(6,587.78)	6,500.00
1,890.00	1,890.00	0.00	810420 CC1 Tree Trimming	14,438.57	14,438.57	0.00	29,770.00
1,967.00	1,967.00	0.00	910060 CC1R Gen Replacement	7,868.00	7,868.00	0.00	23,604.00

# Bridges Comm Assoc Budget Comparison

Period 3/26/2022 To 4/25/2022 11:59:00 PM

Current Month Operating			Year to Date Operating				
Actual	Budget	\$ Var		Actual	Budget	\$ Var	Annual
<u>1,798.28</u>	<u>(591.00)</u>	<u>(2,389.28)</u>	<b>TOTAL 21 Cost Center 1</b>	<u>37,970.96</u>	<u>4,516.57</u>	<u>(33,454.39)</u>	<u>0.00</u>
			<b><u>22 Cost Center 2</u></b>				
(3,751.00)	(3,751.00)	0.00	820000 CC2 Income - The Groves	(15,004.00)	(15,004.00)	0.00	(45,012.00)
970.14	1,958.00	987.86	820050 CC2 Water	8,959.46	7,836.00	(1,123.46)	23,500.00
12.16	11.00	(1.16)	820070 CC2 Electricity	48.79	47.00	(1.79)	135.00
1,400.00	1,300.00	(100.00)	820210 CC2 Landscaping	7,150.00	5,200.00	(1,950.00)	15,600.00
300.00	300.00	0.00	820260 CC2 Management Fee	1,200.00	1,200.00	0.00	3,600.00
181.00	181.00	0.00	920060 CC2R Gen Replacement	729.00	729.00	0.00	2,177.00
<u>(887.70)</u>	<u>(1.00)</u>	<u>886.70</u>	<b>TOTAL 22 Cost Center 2</b>	<u>3,083.25</u>	<u>8.00</u>	<u>(3,075.25)</u>	<u>0.00</u>
			<b><u>23 Cost Center 3</u></b>				
(624.00)	(720.00)	(96.00)	830000 CC3 Income - The Tennis Center	(2,496.00)	(2,880.00)	(384.00)	(8,640.00)
0.00	20.00	20.00	830030 CC3 Electricity	0.00	80.00	80.00	240.00
0.00	60.00	60.00	830040 CC3 Water	0.00	240.00	240.00	720.00
0.00	300.00	300.00	830080 CC3 Landscaping	0.00	1,200.00	1,200.00	3,600.00
100.00	100.00	0.00	830210 CC3 Management Fee	400.00	400.00	0.00	1,200.00
240.00	240.00	0.00	930020 CC3R Gen Replacement	960.00	960.00	0.00	2,880.00
<u>(284.00)</u>	<u>0.00</u>	<u>284.00</u>	<b>TOTAL 23 Cost Center 3</b>	<u>(1,136.00)</u>	<u>0.00</u>	<u>1,136.00</u>	<u>0.00</u>
			<b><u>50 Reserve Contributions</u></b>				
6,694.00	6,694.00	0.00	901110 General Replacement	26,771.00	26,771.00	0.00	80,323.00
<u>6,694.00</u>	<u>6,694.00</u>	<u>0.00</u>	<b>TOTAL 50 Reserve Contributions</b>	<u>26,771.00</u>	<u>26,771.00</u>	<u>0.00</u>	<u>80,323.00</u>
<u>116,773.55</u>	<u>116,952.00</u>	<u>178.45</u>	<b>TOTAL Expense</b>	<u>513,200.60</u>	<u>486,068.88</u>	<u>(27,131.72)</u>	<u>1,500,960.00</u>
<u>9,282.49</u>	<u>8,128.00</u>	<u>1,154.49</u>	<b>Net Income/(Loss)</b>	<u>(10,986.56)</u>	<u>14,251.12</u>	<u>(25,237.68)</u>	<u>0.00</u>

# Annualized Income Statement Act & Budget

## Bridges Comm Assoc

Posted 3/26/2022 To 4/25/2022 11:59:00 PM

### Operating

	January	February	March	April	May	June	July	August	September	October	November	December	Total	Budget
<b>INCOME</b>														
<b><u>Assessments</u></b>														
Assessment Income	125,080.00	125,080.00	125,080.00	125,080.00	125,080.00	125,080.00	125,080.00	125,080.00	125,080.00	125,080.00	125,080.00	125,080.00	1,500,960.00	1,500,960.00
<b>TOTAL Assessments</b>	<b>125,080.00</b>	<b>125,080.00</b>	<b>125,080.00</b>	<b>125,080.00</b>	<b>125,080.00</b>	<b>125,080.00</b>	<b>125,080.00</b>	<b>125,080.00</b>	<b>125,080.00</b>	<b>125,080.00</b>	<b>125,080.00</b>	<b>125,080.00</b>	<b>1,500,960.00</b>	<b>1,500,960.00</b>
<b><u>Other Income</u></b>														
Unrefundable	0.00	515.00	0.00	1,030.00	0.00	0.00	0.00	0.00	0.00	0.00	0.00	0.00	1,545.00	0.00
Late Charges	0.00	0.00	0.00	20.00	0.00	0.00	0.00	0.00	0.00	0.00	0.00	0.00	20.00	0.00
Collection Reimbursement	250.00	100.00	50.00	(75.00)	0.00	0.00	0.00	0.00	0.00	0.00	0.00	0.00	325.00	0.00
Interest Income	1.04	1.03	0.93	1.04	0.00	0.00	0.00	0.00	0.00	0.00	0.00	0.00	4.04	0.00
<b>TOTAL Other Income</b>	<b>251.04</b>	<b>616.03</b>	<b>50.93</b>	<b>976.04</b>	<b>0.00</b>	<b>0.00</b>	<b>0.00</b>	<b>0.00</b>	<b>0.00</b>	<b>0.00</b>	<b>0.00</b>	<b>0.00</b>	<b>1,894.04</b>	<b>0.00</b>
<b>TOTAL INCOME</b>	<b>125,331.04</b>	<b>125,696.03</b>	<b>125,130.93</b>	<b>126,056.04</b>	<b>125,080.00</b>	<b>125,080.00</b>	<b>125,080.00</b>	<b>125,080.00</b>	<b>125,080.00</b>	<b>125,080.00</b>	<b>125,080.00</b>	<b>125,080.00</b>	<b>1,502,854.04</b>	<b>1,500,960.00</b>
<b>EXPENSES</b>														
<b><u>03 Utilities</u></b>														
Electricity	393.87	427.85	458.37	407.44	363.00	363.00	363.00	363.00	363.00	363.00	363.00	363.00	4,591.53	4,350.00
Water Irrigation	11,411.35	2,414.41	6,819.90	9,419.37	9,773.00	9,773.00	9,773.00	9,773.00	9,773.00	9,773.00	9,773.00	9,773.00	108,249.03	117,270.00
<b>TOTAL 03 Utilities</b>	<b>11,805.22</b>	<b>2,842.26</b>	<b>7,278.27</b>	<b>9,826.81</b>	<b>10,136.00</b>	<b>10,136.00</b>	<b>10,136.00</b>	<b>10,136.00</b>	<b>10,136.00</b>	<b>10,136.00</b>	<b>10,136.00</b>	<b>10,136.00</b>	<b>112,840.56</b>	<b>121,620.00</b>
<b><u>04 Common Area Maintenance</u></b>														
Repairs & Maintenance	5,055.85	850.00	0.00	850.00	1,833.00	1,833.00	1,833.00	1,833.00	1,833.00	1,833.00	1,833.00	1,833.00	21,419.85	22,000.00
Private Streets & Driveway	1,884.75	1,884.75	1,884.75	1,929.63	1,792.00	1,792.00	1,792.00	1,792.00	1,792.00	1,792.00	1,792.00	1,792.00	21,919.88	21,500.00
Shared Use Expense	70,026.68	70,026.68	72,573.40	70,026.68	70,027.00	70,027.00	70,027.00	70,027.00	70,027.00	70,027.00	70,027.00	70,027.00	842,869.44	840,320.00
Pest Control	2,800.00	0.00	1,609.80	15.10	125.00	125.00	125.00	125.00	125.00	125.00	125.00	125.00	5,424.90	1,500.00
<b>TOTAL 04 Common Area Maintenance</b>	<b>79,767.28</b>	<b>72,761.43</b>	<b>76,067.95</b>	<b>72,821.41</b>	<b>73,777.00</b>	<b>73,777.00</b>	<b>73,777.00</b>	<b>73,777.00</b>	<b>73,777.00</b>	<b>73,777.00</b>	<b>73,777.00</b>	<b>73,777.00</b>	<b>891,634.07</b>	<b>885,320.00</b>
<b><u>05 Landscaping</u></b>														
Landscaping	15,720.70	23,370.00	7,810.00	15,840.00	16,667.00	16,667.00	16,667.00	16,667.00	16,667.00	16,667.00	16,667.00	16,667.00	196,076.70	200,000.00
Landscape Supplies	6,790.00	5,960.00	4,230.00	1,280.00	1,708.00	1,708.00	1,708.00	1,708.00	1,708.00	1,708.00	1,708.00	1,708.00	31,924.00	20,500.00
Tree Service	748.67	0.00	687.31	0.00	0.00	0.00	0.00	0.00	0.00	0.00	0.00	18,563.69	19,999.67	20,000.00
Tree Spraying	0.00	0.00	0.00	0.00	0.00	0.00	0.00	0.00	0.00	0.00	0.00	13,000.00	13,000.00	13,000.00
Brush Control	0.00	0.00	0.00	0.00	0.00	0.00	0.00	0.00	0.00	0.00	0.00	34,000.00	34,000.00	34,000.00
<b>TOTAL 05 Landscaping</b>	<b>23,259.37</b>	<b>29,330.00</b>	<b>12,727.31</b>	<b>17,120.00</b>	<b>18,375.00</b>	<b>18,375.00</b>	<b>18,375.00</b>	<b>18,375.00</b>	<b>18,375.00</b>	<b>18,375.00</b>	<b>18,375.00</b>	<b>18,375.00</b>	<b>295,000.37</b>	<b>287,500.00</b>
<b><u>11 Administration</u></b>														

**Annualized Income Statement Act & Budget**  
**Bridges Comm Assoc**

Posted 3/26/2022 To 4/25/2022 11:59:00 PM

<b>Operating</b>	January	February	March	April	May	June	July	August	September	October	November	December	Total	Budget
Administrative Expenses	2,404.38	618.92	769.79	595.50	1,333.00	1,333.00	1,333.00	1,333.00	1,333.00	1,333.00	1,333.00	1,333.00	15,052.59	16,000.00
Annual Meeting	0.00	0.00	0.00	0.00	0.00	0.00	0.00	0.00	0.00	0.00	0.00	2,000.00	2,000.00	2,000.00
Professional Fees	0.00	2,600.00	2,600.00	2,600.00	1,667.00	1,667.00	1,667.00	1,667.00	1,667.00	1,667.00	1,667.00	1,667.00	21,136.00	32,160.00
Bank Charges	0.00	0.00	0.00	0.00	0.00	0.00	0.00	0.00	0.00	0.00	0.00	0.00	0.00	0.00
Review /Audit Fee	0.00	0.00	0.00	950.00	0.00	0.00	0.00	0.00	0.00	0.00	0.00	0.00	950.00	1,000.00
Legal Fees	0.00	0.00	0.00	0.00	292.00	292.00	292.00	292.00	292.00	292.00	292.00	292.00	2,336.00	3,500.00
Collection Expense	250.00	100.00	50.00	0.00	75.00	75.00	75.00	75.00	75.00	75.00	75.00	75.00	1,000.00	900.00
Reserve Study	1,650.00	0.00	(1,650.00)	0.00	0.00	0.00	0.00	0.00	0.00	0.00	0.00	0.00	0.00	800.00
Insurance	593.08	593.08	593.08	589.25	845.00	845.00	845.00	845.00	845.00	845.00	845.00	845.00	9,128.49	10,140.00
Social Fund	0.00	0.00	0.00	0.00	0.00	0.00	0.00	0.00	0.00	0.00	0.00	19,500.00	19,500.00	19,500.00
Income Taxes	0.00	0.00	0.00	1,600.00	0.00	0.00	0.00	0.00	0.00	0.00	0.00	0.00	1,600.00	0.00
Property Management	2,850.00	2,850.00	2,847.00	2,850.00	2,850.00	2,850.00	2,850.00	2,850.00	2,850.00	2,850.00	2,850.00	2,850.00	34,197.00	34,197.00
Arch Maintenance Fee	500.00	500.00	500.00	500.00	500.00	500.00	500.00	500.00	500.00	500.00	500.00	500.00	6,000.00	6,000.00
<b>TOTAL 11 Administration</b>	<b>8,247.46</b>	<b>7,262.00</b>	<b>5,709.87</b>	<b>9,684.75</b>	<b>7,562.00</b>	<b>7,562.00</b>	<b>7,562.00</b>	<b>7,562.00</b>	<b>7,562.00</b>	<b>7,562.00</b>	<b>7,562.00</b>	<b>29,062.00</b>	<b>112,900.08</b>	<b>126,197.00</b>
<b>21 Cost Center 1</b>														
CC1 Income - The Villas	(19,352.00)	(19,352.00)	(19,352.00)	(19,352.00)	(19,352.00)	(19,352.00)	(19,352.00)	(19,352.00)	(19,352.00)	(19,352.00)	(19,352.00)	(19,352.00)	(232,224.00)	(232,224.00)
CC1 Electricity	77.56	87.57	0.00	0.00	83.00	83.00	83.00	83.00	83.00	83.00	83.00	83.00	829.13	1,000.00
CC1 Lndscp Supplies	26,960.00	0.00	3,300.00	5,563.85	1,750.00	1,750.00	1,750.00	1,750.00	1,750.00	1,750.00	1,750.00	1,750.00	49,823.85	21,000.00
CC1 Water	4,336.81	1,205.06	3,460.33	2,529.43	3,065.00	3,065.00	3,065.00	3,065.00	3,065.00	3,065.00	3,065.00	3,065.00	36,051.63	36,782.00
CC1 Landscaping	8,800.00	8,800.00	8,800.00	8,800.00	9,064.00	9,064.00	9,064.00	9,064.00	9,064.00	9,064.00	9,064.00	9,064.00	107,712.00	108,768.00
CC1 Management Fee	400.00	400.00	400.00	400.00	400.00	400.00	400.00	400.00	400.00	400.00	400.00	400.00	4,800.00	4,800.00
CC1 Repairs & Maintencanc	4,140.00	4,611.78	0.00	0.00	542.00	542.00	542.00	542.00	542.00	542.00	542.00	542.00	13,087.78	6,500.00
CC1 Tree Trimming	4,970.95	3,596.67	3,980.95	1,890.00	0.00	0.00	0.00	0.00	0.00	0.00	0.00	15,331.43	29,770.00	29,770.00
CC1R Gen Replacement	1,967.00	1,967.00	1,967.00	1,967.00	1,967.00	1,967.00	1,967.00	1,967.00	1,967.00	1,967.00	1,967.00	1,967.00	23,604.00	23,604.00
<b>TOTAL 21 Cost Center 1</b>	<b>32,300.32</b>	<b>1,316.08</b>	<b>2,556.28</b>	<b>1,798.28</b>	<b>(2,481.00)</b>	<b>(2,481.00)</b>	<b>(2,481.00)</b>	<b>(2,481.00)</b>	<b>(2,481.00)</b>	<b>(2,481.00)</b>	<b>(2,481.00)</b>	<b>12,850.43</b>	<b>33,454.39</b>	<b>0.00</b>
<b>22 Cost Center 2</b>														
CC2 Income - The Groves	(3,751.00)	(3,751.00)	(3,751.00)	(3,751.00)	(3,751.00)	(3,751.00)	(3,751.00)	(3,751.00)	(3,751.00)	(3,751.00)	(3,751.00)	(3,751.00)	(45,012.00)	(45,012.00)
CC2 Water	6,404.54	895.95	688.83	970.14	1,958.00	1,958.00	1,958.00	1,958.00	1,958.00	1,958.00	1,958.00	1,958.00	24,623.46	23,500.00
CC2 Electricity	12.03	12.44	12.16	12.16	11.00	11.00	11.00	11.00	11.00	11.00	11.00	11.00	136.79	135.00
CC2 Landscaping	1,300.00	3,050.00	1,400.00	1,400.00	1,300.00	1,300.00	1,300.00	1,300.00	1,300.00	1,300.00	1,300.00	1,300.00	17,550.00	15,600.00

Annualized Income Statement Act & Budget  
Bridges Comm Assoc

Posted 3/26/2022 To 4/25/2022 11:59:00 PM

<b>Operating</b>														
	January	February	March	April	May	June	July	August	September	October	November	December	Total	Budget
CC2 Management Fee	300.00	300.00	300.00	300.00	300.00	300.00	300.00	300.00	300.00	300.00	300.00	300.00	3,600.00	3,600.00
CC2R Gen Replacement	186.00	181.00	181.00	181.00	181.00	181.00	181.00	181.00	181.00	181.00	181.00	181.00	2,177.00	2,177.00
<b>TOTAL 22 Cost Center 2</b>	<b>4,451.57</b>	<b>688.39</b>	<b>(1,169.01)</b>	<b>(887.70)</b>	<b>(1.00)</b>	<b>(1.00)</b>	<b>(1.00)</b>	<b>(1.00)</b>	<b>(1.00)</b>	<b>(1.00)</b>	<b>(1.00)</b>	<b>(1.00)</b>	<b>3,075.25</b>	<b>0.00</b>
<b>23 Cost Center 3</b>														
CC3 Income - The Tennis C	(624.00)	(624.00)	(624.00)	(624.00)	(720.00)	(720.00)	(720.00)	(720.00)	(720.00)	(720.00)	(720.00)	(720.00)	(8,256.00)	(8,640.00)
CC3 Electricity	0.00	0.00	0.00	0.00	20.00	20.00	20.00	20.00	20.00	20.00	20.00	20.00	160.00	240.00
CC3 Water	0.00	0.00	0.00	0.00	60.00	60.00	60.00	60.00	60.00	60.00	60.00	60.00	480.00	720.00
CC3 Landscaping	0.00	0.00	0.00	0.00	300.00	300.00	300.00	300.00	300.00	300.00	300.00	300.00	2,400.00	3,600.00
CC3 Management Fee	100.00	100.00	100.00	100.00	100.00	100.00	100.00	100.00	100.00	100.00	100.00	100.00	1,200.00	1,200.00
CC3R Gen Replacement	240.00	240.00	240.00	240.00	240.00	240.00	240.00	240.00	240.00	240.00	240.00	240.00	2,880.00	2,880.00
<b>TOTAL 23 Cost Center 3</b>	<b>(284.00)</b>	<b>(284.00)</b>	<b>(284.00)</b>	<b>(284.00)</b>	<b>0.00</b>	<b>0.00</b>	<b>0.00</b>	<b>0.00</b>	<b>0.00</b>	<b>0.00</b>	<b>0.00</b>	<b>0.00</b>	<b>(1,136.00)</b>	<b>0.00</b>
<b>50 Reserve Contributions</b>														
General Replacement	6,689.00	6,694.00	6,694.00	6,694.00	6,694.00	6,694.00	6,694.00	6,694.00	6,694.00	6,694.00	6,694.00	6,694.00	80,323.00	80,323.00
<b>TOTAL 50 Reserve Contrib</b>	<b>6,689.00</b>	<b>6,694.00</b>	<b>6,694.00</b>	<b>6,694.00</b>	<b>6,694.00</b>	<b>6,694.00</b>	<b>6,694.00</b>	<b>6,694.00</b>	<b>6,694.00</b>	<b>6,694.00</b>	<b>6,694.00</b>	<b>6,694.00</b>	<b>80,323.00</b>	<b>80,323.00</b>
<b>TOTAL EXPENSES</b>	<b>166,236.22</b>	<b>120,610.16</b>	<b>109,580.67</b>	<b>116,773.55</b>	<b>114,062.00</b>	<b>114,062.00</b>	<b>114,062.00</b>	<b>114,062.00</b>	<b>114,062.00</b>	<b>114,062.00</b>	<b>114,062.00</b>	<b>216,457.12</b>	<b>1,528,091.72</b>	<b>1,500,960.00</b>
<b>Net Revenue / Expense</b>	<b>(40,905.18)</b>	<b>5,085.87</b>	<b>15,550.26</b>	<b>9,282.49</b>	<b>11,018.00</b>	<b>11,018.00</b>	<b>11,018.00</b>	<b>11,018.00</b>	<b>11,018.00</b>	<b>11,018.00</b>	<b>11,018.00</b>	<b>(91,377.12)</b>	<b>(25,237.68)</b>	<b>0.00</b>

# Statement of Cash Flow

Wednesday, May 18, 2022

11:05

Posted 3/26/2022 To 4/25/2022 11:59:00 PM

## Bridges Comm Assoc

---

### Cash Flows from Operating Activities

Current Year Net Income/(Loss) 9,282.49

### Add(Deduct) to reconcile Net Income to Net Cash Flow

#### Changes in Current Assets

Accounts Receivable 5,061.70

Subtotal Changes in Current Assets 5,061.70

#### Changes in Current Liabilities

Prepaid Assessments 2,402.56

Subtotal Changes in Current Liabilities 2,402.56

Net Increase (Decrease) in Cash 16,746.75

Cash, Beginning of Month 173,485.36

Cash, End of Month 190,232.11

Posted Date 04/25/2022

**Bridges Comm Assoc**

Acct #	Type	Status	Resident Contact	Current	30 - 59 Days	60 - 89 Days	>90 Days	Balance
107680	Owner		Tamsen,Trust	881.00	0.00	0.00	0.00	881.00
223163	Owner		Santoro,Trust	540.00	0.00	0.00	0.00	540.00
223165	Owner		Santoro ,Trust	540.00	0.00	0.00	0.00	540.00
216156	Owner		Susman,Rosamund D	305.30	0.00	0.00	0.00	305.30
219343	Owner		Ostlund,Trust	60.00	0.00	0.00	0.00	60.00
233000	Owner		Ayers,Robert L	60.00	0.00	0.00	0.00	60.00
233161	Owner		Guy,Trust	60.00	0.00	0.00	0.00	60.00
235067	Owner		Harris,Ronald J	60.00	0.00	0.00	0.00	60.00
164980	Owner		Stockmal,Craig H	0.00	0.00	0.00	42.00	42.00
149400	Owner	Courtesy Notice 1	Tyler ,Joseph	0.00	35.00	0.00	0.00	35.00
233990	Owner		Hoffman,Trust	30.00	0.00	0.00	0.00	30.00
195530	Owner		Kil III,Harry Skip	15.00	0.00	0.00	0.00	15.00
233906	Owner		Murphy,William H	15.00	0.00	0.00	0.00	15.00
168118	Owner		Leibowitz,Trust	10.00	0.00	0.00	0.00	10.00
107823	Owner		Ball,Neil Alan	10.00	0.00	0.00	0.00	10.00
204464	Owner		Drawdy,Susan A	9.00	0.00	0.00	0.00	9.00
<b>Count:</b>	16			2,595.30	35.00	0.00	42.00	2,672.30

**Property Totals**

# Units	# Builder	# Resident	# Owners	# Offsite	Owner Ratio
239	0	238	149	89	62.61%

**Charge Code Summary**

Description	G/L Acct #	Amount
Assessment	110000	1,902.00
Cost Center 1 Assessment	110000	344.30
Cost Center 2 Assessment	110000	341.00
Courtesy Late Notice	110000	25.00
Late Fee	110000	60.00
		<u>2,672.30</u>

## Aging Prepaid

Wednesday, May 18, 2022

11:05

Posted Date 04/25/2022

## Bridges Comm Assoc

Acct #	Type	Status	Resident Contact	Current	30 - 59 Days	60 - 89 Days	>90 Days	Balance
107673	Owner		Gordon,Michael	-10.00	0.00	0.00	0.00	-10.00
210362	Owner		Meyers,Trust	-40.00	0.00	0.00	0.00	-40.00
225581	Owner		Alamos Americas LLC,	-160.00	0.00	0.00	0.00	-160.00
210189	Owner		All Channels Media Holdings LLC	-277.00	0.00	0.00	0.00	-277.00
230614	Owner		Kelly,Scott	-455.00	0.00	0.00	0.00	-455.00
153591	Owner		L & S Holdings,Trust	0.00	-455.00	0.00	0.00	-455.00
233624	Owner		Jaybird (Russell),Trust	-500.00	0.00	0.00	0.00	-500.00
200091	Owner		Robros LLC,	-515.00	0.00	0.00	0.00	-515.00
235219	Owner		O'Brien,Trust	-515.00	0.00	0.00	0.00	-515.00
160719	Owner		Pfleger,Trust	-515.00	0.00	0.00	0.00	-515.00
241224	Owner		Wyatt,Ryan Christopher	-530.00	0.00	0.00	0.00	-530.00
238326	Owner		Glover,Trust	-530.00	0.00	0.00	0.00	-530.00
207063	Owner		JVSNA LLC,	-530.00	0.00	0.00	0.00	-530.00
188564	Owner		AVJD,	-530.00	0.00	0.00	0.00	-530.00
184732	Owner		The Kim Family Trust,	-530.00	0.00	0.00	0.00	-530.00
231412	Owner		Adkinson,Trust	-530.00	0.00	0.00	0.00	-530.00
228809	Owner		Mills,Charles Randal	-530.00	0.00	0.00	0.00	-530.00
211593	Owner		Hoffman,Trust	-515.00	-24.00	0.00	0.00	-539.00
150675	Owner		Bernard,Trust	-541.00	0.00	0.00	0.00	-541.00
210160	Owner		Roeglin,Gene	-545.00	0.00	0.00	0.00	-545.00
107803	Owner		Bringas,Mercedes Romero	-530.00	-15.00	0.00	0.00	-545.00
139866	Owner		Alhamrani,Ann M	-547.00	0.00	0.00	0.00	-547.00
107737	Owner		Weissman,Stewart J	-530.00	-40.00	0.00	0.00	-570.00
233371	Owner		18363 Calle La Serra,LLC	0.00	0.00	-600.00	0.00	-600.00
145582	Owner		Beltran,Robert R	-515.00	-245.00	0.00	0.00	-760.00
208894	Owner		Newell,Susan Korba	-818.00	0.00	0.00	0.00	-818.00
237305	Owner		Stone,James Francis	-858.00	0.00	0.00	0.00	-858.00
229721	Owner		Kanter,Trust	-80.00	-778.00	0.00	0.00	-858.00
238373	Owner		Lyles,Robert A	-858.00	0.00	0.00	0.00	-858.00
241262	Owner		Stracka,Chase Lee	-858.00	0.00	0.00	0.00	-858.00
107685	Owner		Stamper Trustee,Jery L	-858.00	0.00	0.00	0.00	-858.00
178225	Owner		Friedman,Stanley F	-1,060.00	0.00	0.00	0.00	-1,060.00
107777	Owner		Matranga,Trust	0.00	-1,060.00	0.00	0.00	-1,060.00
225412	Owner		Lunaria,Trust	0.00	0.00	0.00	-1,060.00	-1,060.00
206754	Owner		Phillips,Trust	0.00	0.00	0.00	-1,060.00	-1,060.00
206832	Owner		Matranga,Trust	0.00	-1,060.00	0.00	0.00	-1,060.00
107782	Owner		Abrams,Kenneth Lee	0.00	0.00	0.00	-1,470.25	-1,470.25
210188	Owner		Williams ,Dennis B	-525.00	-525.00	-525.00	-30.00	-1,605.00
107757	Owner		Shane Ryan Properties LLC,	-515.00	-910.00	-643.00	0.00	-2,068.00
230238	Owner		Howerton,Trust	0.00	0.00	0.00	-3,180.00	-3,180.00
158912	Owner		Randall E Woods Quinn Trust	-3,228.26	0.00	0.00	0.00	-3,228.26
135138	Owner		Watanabe Consulting LLC,	0.00	0.00	0.00	-6,011.00	-6,011.00
150271	Owner		Leavitt,William D	-6,864.00	0.00	0.00	0.00	-6,864.00

# Aging Prepaid

Wednesday, May 18, 2022

11:05

Posted Date 04/25/2022

## Bridges Comm Assoc

Acct #	Type	Status	Resident Contact	Current	30 - 59 Days	60 - 89 Days	>90 Days	Balance
211774	Owner		Glomsrud,Trust	0.00	-6,864.00	0.00	0.00	-6,864.00
<b>Count:</b>	44			-26,942.26	-11,976.00	-1,768.00	-12,811.25	-53,497.51

### Property Totals

# Units	# Builder	# Resident	# Owners	# Offsite	Owner Ratio
239	0	238	149	89	62.61%

## Charge Code Summary

Description	G/L Acct #	Amount
Payment	100000	-53,497.51
		-53,497.51

# Bridges Comm Assoc

## Bank Reconciliation

Bank: CIT Checking Account: \*\*\*\*\*5808

Statement Date: 4/25/2022

G/L Balance: 68,432.28  
Statement Balance: 187,352.86

Item	Date	Check #	Amount	Balance
			Previous Balance:	170,595.41
William T Blansett & Mary Beth Blansett	2/25/2022	31339	-825.00	169,770.41
San Diego Gas & Electric	3/25/2022	Auto	-31.38	169,739.03
San Diego Gas & Electric	3/25/2022	Auto	-149.88	169,589.15
Home Team Pest Defense	3/25/2022	31357	-64.90	169,524.25
KJA Consulting	3/25/2022	31348	-2,600.00	166,924.25
The Bridges Club	3/25/2022	31353	-67,885.49	99,038.76
San Diego Gas & Electric	3/25/2022	Auto	-45.75	98,993.01
The Bridges Club	3/25/2022	31344	-1,400.00	97,593.01
Cleanlot Maintenance Svcs	3/25/2022	31347	-1,884.75	95,708.26
The Bridges Club	3/25/2022	31341	-857.85	94,850.41
The Bridges Club	3/25/2022	31352	-3,440.00	91,410.41
San Diego Gas & Electric	3/25/2022	Auto	-23.77	91,386.64
The Bridges Club	3/25/2022	31343	-687.31	90,699.33
C. Casey Landscape Construction Inc.	3/25/2022	31349	-17,450.00	73,249.33
Ridgewood Tree Care	3/25/2022	31350	-3,980.95	69,268.38
Home Team Pest Defense	3/25/2022	31356	-80.00	69,188.38
Walters Management	3/25/2022	Auto	-90.00	69,098.38
San Diego Gas & Electric	3/25/2022	Auto	-119.56	68,978.82
San Diego Gas & Electric	3/25/2022	Auto	-12.44	68,966.38
The Bridges Club	3/25/2022	31345	-338.87	68,627.51
The Bridges	3/25/2022	31355	-9,082.00	59,545.51
San Diego Gas & Electric	3/25/2022	Auto	-75.59	59,469.92
The Bridges Club	3/25/2022	31351	-2,141.19	57,328.73
Rockey Murata Landscape Maint Inc	3/25/2022	31354	-4,600.00	52,728.73
San Diego Gas & Electric	3/25/2022	Auto	-12.16	52,716.57
Walters Management	4/4/2022	Auto	-4,270.00	48,446.57
Walters Management	4/15/2022	Auto	-475.50	47,971.07
Franchise Tax Board	4/15/2022	Auto	-300.00	47,671.07
Olivenhain Municipal Water District	4/15/2022	Auto	-970.14	46,700.93
US Treasury	4/15/2022	Auto	-1,300.00	45,400.93
KJA Consulting	4/20/2022	31365	-2,600.00	42,800.93
Home Team Pest Defense	4/20/2022	31358	-80.00	42,720.93
Farmers Insurance Exchange	4/21/2022	Auto	-589.25	42,131.68
Olivenhain Municipal Water District	4/22/2022	Auto	-11,059.98	31,071.70
		<b>Total Checks:</b>	<b>-139,523.71</b>	
Lockbox	3/28/2022		4,982.00	36,053.70
Lockbox	3/29/2022		2,476.00	38,529.70
Lockbox	3/30/2022		5,439.00	43,968.70
Lockbox	3/31/2022		5,454.00	49,422.70
Lockbox	4/1/2022		23,588.00	73,010.70
Lockbox	4/4/2022		14,234.00	87,244.70

\* voided check

5/18/2022 11:06:02 AM

## Bridges Comm Assoc

### Bank Reconciliation

Lockbox	4/5/2022	57,521.00	144,765.70
Lockbox	4/6/2022	3,119.00	147,884.70
Lockbox	4/7/2022	3,319.00	151,203.70
Lockbox	4/8/2022	1,030.00	152,233.70
Lockbox	4/11/2022	15,032.26	167,265.96
Lockbox	4/12/2022	3,031.00	170,296.96
Lockbox	4/14/2022	540.00	170,836.96
Lockbox	4/15/2022	8,237.00	179,073.96
Home Team Pest Control	4/18/2022	64.90	179,138.86
Lockbox	4/18/2022	2,552.00	181,690.86
Lockbox	4/19/2022	1,296.00	182,986.86
Lockbox	4/20/2022	858.00	183,844.86
Lockbox	4/22/2022	1,918.00	185,762.86
Lockbox	4/25/2022	1,590.00	187,352.86
<b>Total Deposits / Adjustments:</b>		<b>156,281.16</b>	
		<b>Statement Balance:</b>	<b>187,352.86</b>

#### Voided Checks In Period:

Check #	Date	Reference	Voided Checks
* 31171	6/17/2021	Carmelo & Nancy Santoro Trustees	515.00
* 31216	8/20/2021	Mitchell R & Victor E Millar	515.00
* 31305	1/25/2022	Association Reserves San Diego LLC	1,650.00
			2,680.00

#### Outstanding Items:

Check #	Date	Reference	Uncleared Checks
31359	4/20/2022	Newman Certified Public Accountant PC	950.00
31360	4/20/2022	The Bridges Club	888.82
31361	4/20/2022	UgMO Technologies	1,280.00
31362	4/20/2022	Cleanlot Maintenance Svcs	1,929.63
31363	4/20/2022	The Bridges Club	1,400.00
31364	4/20/2022	The Bridges	9,082.00
31366	4/21/2022	C. Casey Landscape Construction Inc.	2,610.00
31367	4/21/2022	C. Casey Landscape Construction Inc.	17,450.00
31368	4/21/2022	Ridgewood Tree Care	4,843.85
31369	4/21/2022	The Bridges Club	3,440.00
31370	4/21/2022	The Bridges Club	2,141.19
31371	4/21/2022	The Bridges Club	67,885.49
31372	4/21/2022	Rockey Murata Landscape Maint Inc	4,600.00
Auto	4/25/2022	San Diego Gas & Electric	41.50
Auto	4/25/2022	San Diego Gas & Electric	27.92
Auto	4/25/2022	San Diego Gas & Electric	22.43
Auto	4/25/2022	San Diego Gas & Electric	126.51
Auto	4/25/2022	San Diego Gas & Electric	12.16
Auto	4/25/2022	San Diego Gas & Electric	70.33
Auto	4/25/2022	San Diego Gas & Electric	12.16
Auto	4/25/2022	San Diego Gas & Electric	106.59
			118,920.58

\* voided check

# Bridges Comm Assoc

## Bank Reconciliation

---

### Bank Reconciliation Summary: CIT Checking Account: \*\*\*\*\*5808

G/L Balance:	68,432.28
Uncleared Checks, Credits:	118,920.58
Uncleared Deposits, Debits:	0.00
G/L Difference:	187,352.86
Statement Balance:	187,352.86
G/L and Balance Difference:	0.00



PO Box 64084  
 Phoenix, AZ 85082  
 866.800.4656 (toll free)

Primary Account Number Ending In  
 Statement Date

5808  
 Apr 25, 2022  
 Page 1 of 7

999-00000-000000

THE BRIDGES COMMUNITY ASSOCIATION  
 C/O WALTERS MANAGEMENT COMPANY  
 9665 CHESAPEAKE DR STE 300  
 SAN DIEGO CA 92123-1364

**\*\*\*\*\*5808 - CAB CHECKING**

Beginning Balance	\$170,595.41	Average Daily Balance	\$197,249.07
Total Deposits	\$156,281.16	Year-To-Date Interest Paid	\$0.00
Total Withdrawals	\$139,523.71	Days in Statement Period	29
Interest Paid	\$0.00	Annual Percentage Yield Earned	0.00%
Ending Balance	\$187,352.86		

**TRANSACTION DETAIL**

**DEPOSITS/CREDITS**

<b>Date</b>	<b>Description</b>	<b>Amount</b>
03/28	LOCKBOX DEPOSIT	\$4,982.00
03/29	LOCKBOX DEPOSIT	\$2,476.00
03/30	LOCKBOX DEPOSIT	\$5,439.00
03/31	LOCKBOX DEPOSIT	\$5,454.00
04/01	LOCKBOX DEPOSIT	\$23,588.00
04/04	LOCKBOX DEPOSIT	\$14,234.00
04/05	THE BRIDGES COMM ASSOC PMT 330848277 -SETT-A228SFTP5	\$41,476.00
04/05	LOCKBOX DEPOSIT	\$16,045.00
04/06	LOCKBOX DEPOSIT	\$3,119.00
04/07	LOCKBOX DEPOSIT	\$3,319.00
04/07	FRANCHISE TAX BO PAYMENTS THE BRID 37285576 PR	
04/08	LOCKBOX DEPOSIT	\$1,030.00
04/11	LOCKBOX DEPOSIT	\$15,032.26
04/12	LOCKBOX DEPOSIT	\$3,031.00
04/14	LOCKBOX DEPOSIT	\$540.00
04/15	LOCKBOX DEPOSIT	\$8,237.00
04/18	LOCKBOX DEPOSIT	\$2,552.00



**DEPOSITS/CREDITS**

Date	Description	Amount
04/18	GY315 24441 HOME TEAM PEST D V31342	\$64.90
04/19	LOCKBOX DEPOSIT	\$1,296.00
04/20	LOCKBOX DEPOSIT	\$858.00
04/22	LOCKBOX DEPOSIT	\$1,918.00
04/25	LOCKBOX DEPOSIT	\$1,590.00

**WITHDRAWALS/DEBITS**

Date	Description	Amount
03/28	SD GAS & ELEC PAID SDGE OMAHA #####405819	\$12.16
03/28	SD GAS & ELEC PAID SDGE OMAHA #####206448	\$12.44
03/28	SD GAS & ELEC PAID SDGE OMAHA #####679120	\$23.77
03/28	SD GAS & ELEC PAID SDGE OMAHA #####049936	\$31.38
03/28	SD GAS & ELEC PAID SDGE OMAHA #####476703	\$45.75
03/28	SD GAS & ELEC PAID SDGE OMAHA #####613413	\$75.59
03/28	SD GAS & ELEC PAID SDGE OMAHA #####913766	\$119.56
03/28	SD GAS & ELEC PAID SDGE OMAHA #####558733	\$149.88
04/04	THE WALTERS MANA EOM THE BRIDGES RSF 258	\$90.00
04/07	THE WALTERS MANA MGMT FEE THE BRIDGES RSF 258	\$4,270.00
04/15	FRANCHISE TAX BO PAYMENTS THE BRID 88298131 PM	\$300.00
04/15	OLIVENHAIN WATER WATER BILL THE BRIDGES AT RSF COM 120510	\$970.14
04/15	IRS USATAXPYMT BRIDGES COMMUNITY ASSO	\$1,300.00

**WITHDRAWALS/DEBITS**

Date	Description	Amount
04/19	#####504325513 THE WALTERS MANA CHARGEBACK THE BRIDGES RSF 258	\$475.50
04/20	888C123155971690 24441 HOME TEAM PEST D V31358	\$80.00
04/22	OLIVENHAIN WATER WATER BILL THE BRIDGES AT RSF COM 122490	\$244.11
04/22	OLIVENHAIN WATER WATER BILL THE BRIDGES AT RSF COM 121265	\$428.87
04/22	FARMERS INS EXCH INSPAYMENT THE BRIDGES COMMUNITY #####778001000	\$589.25
04/22	OLIVENHAIN WATER WATER BILL THE BRIDGES AT RSF COM 120995	\$1,082.57
04/22	OLIVENHAIN WATER WATER BILL THE BRIDGES AT RSF COM 122215	\$1,238.83
04/22	OLIVENHAIN WATER WATER BILL THE BRIDGES AT RSF COM 122365	\$1,324.97
04/22	OLIVENHAIN WATER WATER BILL THE BRIDGES AT RSF COM 122300	\$1,412.48
04/22	OLIVENHAIN WATER WATER BILL THE BRIDGES AT RSF COM 122615	\$2,608.51
04/22	OLIVENHAIN WATER WATER BILL THE BRIDGES AT RSF COM 122480	\$2,719.64

**CHECKS (IN NUMERIC ORDER)**

Date	Check #	Amount	Date	Check #	Amount
04/05	31339	\$825.00	04/07	31351	\$2,141.19
04/07	31341 *	\$857.85	04/07	31352	\$3,440.00
04/07	31343 *	\$687.31	04/07	31353	\$67,885.49
04/07	31344	\$1,400.00	04/14	31354	\$4,600.00
04/07	31345	\$338.87	04/04	31355	\$9,082.00
04/05	31347 *	\$1,884.75	04/05	31356	\$80.00
04/04	31348	\$2,600.00	04/22	31357	\$64.90
04/05	31349	\$17,450.00	04/25	31365 *	\$2,600.00
04/21	31350	\$3,980.95			

## Bridges Comm Assoc

### Bank Reconciliation

Bank: Morgan Stanley Excess Op Cash Account: \*\*\*\*\*9141

Statement Date: 4/25/2022

G/L Balance: 121,799.83  
Statement Balance: 121,799.83

Item	Date	Check #	Amount	Balance
			Previous Balance:	121,798.79
Bank Reconcile: Interest Earned	3/31/2022		1.04	121,799.83
		<b>Total Deposits / Adjustments:</b>	<b>1.04</b>	
			<b>Statement Balance:</b>	<b>121,799.83</b>

**Voided Checks In Period:**

Check #	Date	Reference	Voided Checks
---------	------	-----------	---------------

**Outstanding Items:**

Check #	Date	Reference	Uncleared Checks
---------	------	-----------	------------------

**Bank Reconciliation Summary: Morgan Stanley Excess Op Cash Account: \*\*\*\*\*9141**

G/L Balance:	121,799.83
Uncleared Checks, Credits:	0.00
Uncleared Deposits, Debits:	0.00
G/L Difference:	121,799.83
Statement Balance:	121,799.83
G/L and Balance Difference:	0.00

Account Summary

Active Assets Account  
478-064896-108

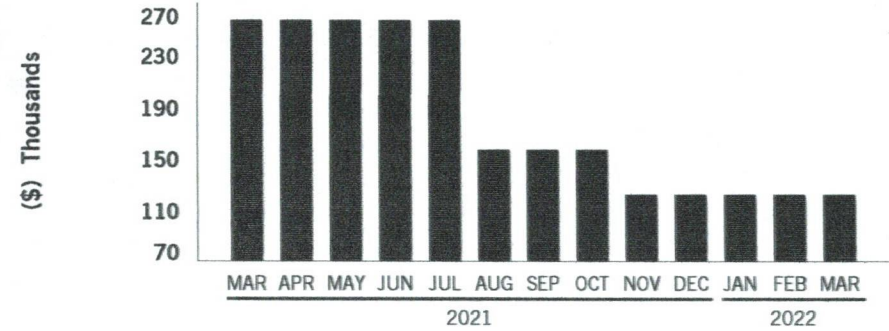
THE BRIDGES COMMUNITY ASSOC  
EXCESS OPERATING ACCOUNT  
Nickname: Excess Operating Account

CHANGE IN VALUE OF YOUR ACCOUNT (includes accrued interest)

	This Period (3/1/22-3/31/22)	This Year (1/1/22-3/31/22)
<b>TOTAL BEGINNING VALUE</b>	<b>\$121,798.79</b>	<b>\$121,796.83</b>
Credits	—	—
Debits	—	—
Security Transfers	—	—
<b>Net Credits/Debits/Transfers</b>	<b>—</b>	<b>—</b>
<b>Change in Value</b>	<b>1.04</b>	<b>3.00</b>
<b>TOTAL ENDING VALUE</b>	<b>\$121,799.83</b>	<b>\$121,799.83</b>

MARKET VALUE OVER TIME

The below chart displays the most recent thirteen months of Market Value.

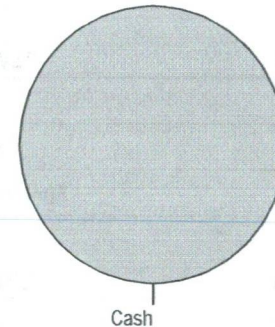


This chart does not reflect corrections to Market Value made subsequent to the dates depicted. It may exclude transactions in Annuities or positions where we are not the custodian, which could delay the reporting of Market Value.

ASSET ALLOCATION (includes accrued interest)

	Market Value	Percentage
Cash	\$121,799.83	100.00
<b>TOTAL VALUE</b>	<b>\$121,799.83</b>	<b>100.00%</b>

FDIC rules apply and Bank Deposits are eligible for FDIC insurance but are not covered by SIPC. Cash and securities (including MMFs) are eligible for SIPC coverage. See Expanded Disclosures. Values may include assets externally held, which are provided to you as a courtesy, and may not be covered by SIPC. For additional information, refer to the corresponding section of this statement.



This asset allocation represents holdings on a trade date basis, and projected settled Cash/BDP and MMF balances. These classifications do not constitute a recommendation and may differ from the classification of instruments for regulatory or tax purposes.

## Account Summary

Active Assets Account  
478-064896-108

THE BRIDGES COMMUNITY ASSOC  
EXCESS OPERATING ACCOUNT  
Nickname: Excess Operating Account

### BALANCE SHEET <sup>(^ includes accrued interest)</sup>

	Last Period (as of 2/28/22)	This Period (as of 3/31/22)
Cash, BDP, MMFs	\$121,798.79	\$121,799.83
<b>Total Assets</b>	<b>\$121,798.79</b>	<b>\$121,799.83</b>
<b>Total Liabilities</b> (outstanding balance)	—	—
<b>TOTAL VALUE</b>	<b>\$121,798.79</b>	<b>\$121,799.83</b>

### INCOME AND DISTRIBUTION SUMMARY

	This Period (3/1/22-3/31/22)	This Year (1/1/22-3/31/22)
Interest	\$1.04	\$3.00
<b>Income And Distributions</b>	<b>\$1.04</b>	<b>\$3.00</b>
<b>Tax-Exempt Income</b>	—	—
<b>TOTAL INCOME AND DISTRIBUTIONS</b>	<b>\$1.04</b>	<b>\$3.00</b>

*Taxable and tax exempt income classifications are based on the characteristics of the underlying securities and not the taxable status of the account.*

### CASH FLOW

	This Period (3/1/22-3/31/22)	This Year (1/1/22-3/31/22)
<b>OPENING CASH, BDP, MMFs</b>	<b>\$121,798.79</b>	<b>\$121,796.83</b>
Income and Distributions	1.04	3.00
<b>Total Investment Related Activity</b>	<b>\$1.04</b>	<b>\$3.00</b>
<b>Total Cash Related Activity</b>	—	—
<b>Total Card/Check Activity</b>	—	—
<b>CLOSING CASH, BDP, MMFs</b>	<b>\$121,799.83</b>	<b>\$121,799.83</b>

### GAIN/(LOSS) SUMMARY

	Realized This Period (3/1/22-3/31/22)	Realized This Year (1/1/22-3/31/22)	Unrealized Inception to Date (as of 3/31/22)
<b>TOTAL GAIN/(LOSS)</b>	—	—	—

*The Gain/(Loss) Summary, which may change due to basis adjustments, is provided for informational purposes and should not be used for tax preparation. Refer to Gain/(Loss) in the Expanded Disclosures.*

Account Detail

Active Assets Account  
478-064896-108

THE BRIDGES COMMUNITY ASSOC  
EXCESS OPERATING ACCOUNT  
Nickname: Excess Operating Account

Brokerage Account

**Investment Objectives (in order of priority):** Income  
Inform us if your investment objectives, as defined in the Expanded Disclosures, change.

**HOLDINGS**

This section reflects positions purchased/sold on a trade date basis. "Market Value" and "Unrealized Gain/(Loss)" may not reflect the value that could be obtained in the market. Your actual investment return may differ from the unrealized gain/(loss) displayed. Fixed Income securities are sorted by maturity or pre-refunding date, and alphabetically within date. Estimated Annual Income a) is calculated on a pre-tax basis, b) does not include any reduction for applicable non-US withholding taxes, c) may include return of principal or capital gains which could overstate such estimates, and d) for holdings that have a defined maturity date within the next 12 months, is reflected only through maturity date. Actual income or yield may be lower or higher than the estimates. Current Yield reflects the income generated by an investment, and is calculated by dividing the total estimated annual income by the current market value of the entire position. It does not reflect changes in its price. Structured Investments, identified on the Position Description Details line as "Asset Class: Struct Inv," may appear in various statement product categories. When displayed, the accrued interest, annual income and current yield for those with a contingent income feature (e.g., Range Accrual Notes or Contingent Income Notes) are estimates and assume specified accrual conditions are met during the relevant period and payment in full of all contingent interest. For Floating Rate Securities, the accrued interest, annual income and current yield are estimates based on the current floating coupon rate and may not reflect historic rates within the accrual period.

**CASH, BANK DEPOSIT PROGRAM AND MONEY MARKET FUNDS**

Cash, Bank Deposit Program, and Money Market Funds are generally displayed on a settlement date basis. You have the right to instruct us to liquidate your bank deposit balance(s) or shares of any money market fund balance(s) at any time and have the proceeds of such liquidation remitted to you. Estimated Annual Income, Accrued Interest, and APY% will only be displayed for fully settled positions.

Description	Market Value	7-Day Current Yield %	Est Ann Income	APY %
MORGAN STANLEY PRIVATE BANK NA #	\$121,799.83	—	\$12.00	0.010

	Percentage of Holdings	Market Value	Est Ann Income
<b>CASH, BDP, AND MMFs</b>	100.00%	\$121,799.83	\$12.00

# Bank Deposits are held at Morgan Stanley Bank, N.A. and/or Morgan Stanley Private Bank, National Association, affiliates of Morgan Stanley Smith Barney LLC and each a national bank and FDIC member.

	Percentage of Holdings	Total Cost	Market Value	Unrealized Gain/(Loss)	Est Ann Income Accrued Interest	Current Yield %
<b>TOTAL VALUE</b>	100.00%	—	\$121,799.83	N/A	\$12.00	0.01%

Unrealized Gain/(Loss) totals only reflect positions that have both cost basis and market value information available. Cash, MMF, Deposits and positions stating 'Please Provide' or 'Pending Corporate Actions' are not included.

## Account Detail

Active Assets Account  
478-064896-108

THE BRIDGES COMMUNITY ASSOC  
EXCESS OPERATING ACCOUNT  
Nickname: Excess Operating Account

## ALLOCATION OF ASSETS

	Cash	Equities	Fixed Income & Preferred Securities	Alternatives	Structured Investments	Other
Cash, BDP, MMFs	\$121,799.83	—	—	—	—	—
<b>TOTAL ALLOCATION OF ASSETS</b>	<b>\$121,799.83</b>	—	—	—	—	—

## ACTIVITY

### CASH FLOW ACTIVITY BY DATE

Activity Date	Settlement Date	Activity Type	Description	Comments	Quantity	Price	Credits/(Debits)
3/31		Interest Income	MORGAN STANLEY PRIVATE BANK NA	(Period 03/01-03/31)			\$1.04
<b>NET CREDITS/(DEBITS)</b>							<b>\$1.04</b>

### MONEY MARKET FUND (MMF) AND BANK DEPOSIT PROGRAM ACTIVITY

Activity Date	Activity Type	Description	Credits/(Debits)
3/31	Automatic Investment	BANK DEPOSIT PROGRAM	\$1.04

## MESSAGES

### Financial Disclosure Statement (in millions of dollars):

At January 31, 2022 Morgan Stanley Smith Barney LLC had net capital of \$2,931 which exceeded the Securities and Exchange Commission's minimum requirement by \$2,737. A copy of the Morgan Stanley Smith Barney LLC Consolidated Statement of Financial Condition at December 31, 2021 can be viewed online at: [http://www.morganstanley.com/about-us-ir/shareholder/morganstanley\\_smithbarney\\_llc.pdf](http://www.morganstanley.com/about-us-ir/shareholder/morganstanley_smithbarney_llc.pdf), or may be mailed to you at no cost by calling 1 (833) 445-2492, after March 15, 2022.

### FINRA BrokerCheck

FINRA has established the public disclosure program, known as BrokerCheck, to provide certain information regarding the disciplinary history of FINRA members and their associated persons. The BrokerCheck Hotline Number is 1-800-289-9999. The FINRA web site address is [www.finra.org](http://www.finra.org). An investor brochure that includes information describing FINRA BrokerCheck may be obtained from FINRA.

### Tips on Protecting Yourself from Fraudulent Account Activity

The safety of our clients is of utmost importance to Morgan Stanley. We are taking this opportunity to alert our clients of the following scams that have been identified by a number of organizations. **Please be reminded that you should never provide your account numbers, passwords, or personal information, including your social security number, to anyone you do not know.** Example of scams to be aware of: **Treatment scams; Supply scams; Provider scams; Charity scams; Phishing scams; App scams; Investment scams; Tech Support scams; Home Sanitation scams; and Government Assistance scams.** If you have any questions regarding these scams, please immediately contact us.

### Senior Investor Helpline

For any inquiries or potential concerns, senior investors or someone acting on their behalf may contact our Firm by calling (800) 280-4534.

### Retirement Rollover Guide

If you are considering rolling over your retirement assets, please review our Rollover Guide which can be found at <https://www.morganstanleyclientserv.com/publiccontent/msoc/pdf/RolloverGuide.pdf> for important information regarding your options and the factors that you should consider before you make your rollover decision.

# Bridges Comm Assoc

## Bank Reconciliation

Bank: Morgan Stanley Reserve Cash Account: \*\*\*\*\*9125

Statement Date: 4/25/2022

G/L Balance: 959,839.99  
Statement Balance: 816,675.99

Item	Date	Check #	Amount	Balance
			Previous Balance:	798,301.78
January Reserve Contribution	1/25/2022		9,082.00	807,383.78
February Reserve Contribution	2/25/2022		9,082.00	816,465.78
Bank Reconcile: Interest Earned	3/31/2022		210.21	816,675.99
			<b>Total Deposits / Adjustments:</b>	<b>18,374.21</b>
			<b>Statement Balance:</b>	<b>816,675.99</b>

**Outstanding Items:**

Date	Reference	Uncleared Deposits
3/25/2022	March Reserve Contribution	9,082.00
4/4/2022	MS Private BK CD Matured	25,000.00
4/4/2022	Comenity BK Jumbo CD Matured	100,000.00
4/22/2022	April Reserve Contribution	9,082.00
		143,164.00

**Bank Reconciliation Summary: Morgan Stanley Reserve Cash Account: \*\*\*\*\*9125**

G/L Balance:	959,839.99
Uncleared Checks, Credits:	0.00
Uncleared Deposits, Debits:	143,164.00
G/L Difference:	816,675.99
Statement Balance:	816,675.99
G/L and Balance Difference:	0.00

# Bridges Comm Assoc

## Bank Reconciliation

Bank: Morgan Stanley Reserve Investments Account: 9

Statement Date: 4/25/2022

G/L Balance: 375,000.00  
Statement Balance: 500,000.00

Item	Date	Check #	Amount	Balance
			Previous Balance:	500,000.00
			<b>Statement Balance:</b>	<b>500,000.00</b>

**Outstanding Items:**

Date	Reference	Uncleared Deposits
4/4/2022	Comenity BK Jumbo CD Matured	-100,000.00
4/4/2022	MS Private BK CD Matured	-25,000.00
		-125,000.00

**Bank Reconciliation Summary: Morgan Stanley Reserve Investments Account: 9**

G/L Balance:	375,000.00
Uncleared Checks, Credits:	0.00
Uncleared Deposits, Debits:	-125,000.00
G/L Difference:	500,000.00
 Statement Balance:	 500,000.00
G/L and Balance Difference:	0.00

Account Summary

Active Assets Account  
478-064895-108


THE BRIDGES COMMUNITY ASSOC  
RESERVE ACCOUNT  
Nickname: Reserve Account

CHANGE IN VALUE OF YOUR ACCOUNT (includes accrued interest)

	This Period (3/1/22-3/31/22)	This Year (1/1/22-3/31/22)
<b>TOTAL BEGINNING VALUE</b>	<b>\$1,300,126.53</b>	<b>\$1,368,032.78</b>
Credits	18,164.00	29,418.00
Debits	—	(79,480.47)
Security Transfers	—	—
<b>Net Credits/Debits/Transfers</b>	<b>\$18,164.00</b>	<b>\$(50,062.47)</b>
<b>Change in Value</b>	<b>19.72</b>	<b>339.94</b>
<b>TOTAL ENDING VALUE</b>	<b>\$1,318,310.25</b>	<b>\$1,318,310.25</b>

MARKET VALUE OVER TIME

The below chart displays the most recent thirteen months of Market Value.

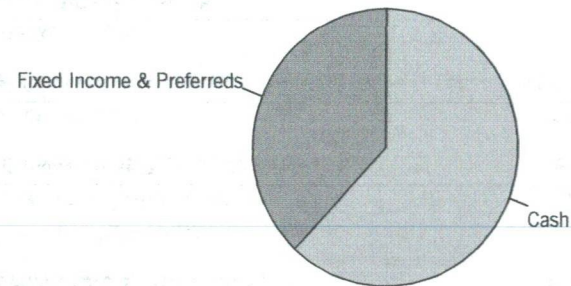


This chart does not reflect corrections to Market Value made subsequent to the dates depicted. It may exclude transactions in Annuities or positions where we are not the custodian, which could delay the reporting of Market Value.

ASSET ALLOCATION (includes accrued interest)

	Market Value	Percentage
Cash	\$816,675.99	61.95
Fixed Income & Preferreds	501,634.26	38.05
<b>TOTAL VALUE</b>	<b>\$1,318,310.25</b>	<b>100.00%</b>

FDIC rules apply and Bank Deposits are eligible for FDIC insurance but are not covered by SIPC. Cash and securities (including MMFs) are eligible for SIPC coverage. See Expanded Disclosures. Values may include assets externally held, which are provided to you as a courtesy, and may not be covered by SIPC. For additional information, refer to the corresponding section of this statement.



This asset allocation represents holdings on a trade date basis, and projected settled Cash/BDP and MMF balances. These classifications do not constitute a recommendation and may differ from the classification of instruments for regulatory or tax purposes.

Account Summary

Active Assets Account  
478-064895-108

THE BRIDGES COMMUNITY ASSOC  
RESERVE ACCOUNT  
Nickname: Reserve Account

BALANCE SHEET (\* includes accrued interest)

	Last Period (as of 2/28/22)	This Period (as of 3/31/22)
Cash, BDP, MMFs	\$798,301.78	\$816,675.99
Certificates of Deposit ^	501,824.75	501,634.26
<b>Total Assets</b>	<b>\$1,300,126.53</b>	<b>\$1,318,310.25</b>
<b>Total Liabilities</b> (outstanding balance)	—	—
<b>TOTAL VALUE</b>	<b>\$1,300,126.53</b>	<b>\$1,318,310.25</b>

INCOME AND DISTRIBUTION SUMMARY

	This Period (3/1/22-3/31/22)	This Year (1/1/22-3/31/22)
Interest	\$210.21	\$2,026.71
<b>Income And Distributions</b>	<b>\$210.21</b>	<b>\$2,026.71</b>
<b>Tax-Exempt Income</b>	—	—
<b>TOTAL INCOME AND DISTRIBUTIONS</b>	<b>\$210.21</b>	<b>\$2,026.71</b>

Taxable and tax exempt income classifications are based on the characteristics of the underlying securities and not the taxable status of the account.

CASH FLOW

	This Period (3/1/22-3/31/22)	This Year (1/1/22-3/31/22)
<b>OPENING CASH, BDP, MMFs</b>	<b>\$798,301.78</b>	<b>\$614,711.75</b>
Sales and Redemptions	—	250,000.00
Income and Distributions	210.21	2,026.71
<b>Total Investment Related Activity</b>	<b>\$210.21</b>	<b>\$252,026.71</b>
Checks Deposited	18,164.00	29,418.00
<b>Total Cash Related Activity</b>	<b>\$18,164.00</b>	<b>\$29,418.00</b>
Checks Written	—	(79,480.47)
<b>Total Card/Check Activity</b>	—	<b>\$(79,480.47)</b>
<b>CLOSING CASH, BDP, MMFs</b>	<b>\$816,675.99</b>	<b>\$816,675.99</b>

GAIN/(LOSS) SUMMARY

	Realized This Period (3/1/22-3/31/22)	Realized This Year (1/1/22-3/31/22)	Unrealized Inception to Date (as of 3/31/22)
Short-Term (Loss)	—	—	\$(140.00)
Long-Term Gain	—	—	621.00
Long-Term (Loss)	—	—	(5.85)
<b>Total Long-Term</b>	—	—	<b>\$615.15</b>
<b>TOTAL GAIN/(LOSS)</b>	—	—	<b>\$475.15</b>

The Gain/(Loss) Summary, which may change due to basis adjustments, is provided for informational purposes and should not be used for tax preparation. Refer to Gain/(Loss) in the Expanded Disclosures.

Account Detail

Active Assets Account  
478-064895-108

THE BRIDGES COMMUNITY ASSOC  
RESERVE ACCOUNT  
Nickname: Reserve Account

Investment Objectives (in order of priority): Income

Brokerage Account

Inform us if your investment objectives, as defined in the Expanded Disclosures, change.

HOLDINGS

This section reflects positions purchased/sold on a trade date basis. "Market Value" and "Unrealized Gain/(Loss)" may not reflect the value that could be obtained in the market. Your actual investment return may differ from the unrealized gain/(loss) displayed. Fixed Income securities are sorted by maturity or pre-refunding date, and alphabetically within date. Estimated Annual Income a) is calculated on a pre-tax basis, b) does not include any reduction for applicable non-US withholding taxes, c) may include return of principal or capital gains which could overstate such estimates, and d) for holdings that have a defined maturity date within the next 12 months, is reflected only through maturity date. Actual income or yield may be lower or higher than the estimates. Current Yield reflects the income generated by an investment, and is calculated by dividing the total estimated annual income by the current market value of the entire position. It does not reflect changes in its price. Structured Investments, identified on the Position Description Details line as "Asset Class: Struct Inv," may appear in various statement product categories. When displayed, the accrued interest, annual income and current yield for those with a contingent income feature (e.g., Range Accrual Notes or Contingent Income Notes) are estimates and assume specified accrual conditions are met during the relevant period and payment in full of all contingent interest. For Floating Rate Securities, the accrued interest, annual income and current yield are estimates based on the current floating coupon rate and may not reflect historic rates within the accrual period.

CASH, BANK DEPOSIT PROGRAM AND MONEY MARKET FUNDS

Cash, Bank Deposit Program, and Money Market Funds are generally displayed on a settlement date basis. You have the right to instruct us to liquidate your bank deposit balance(s) or shares of any money market fund balance(s) at any time and have the proceeds of such liquidation remitted to you. Estimated Annual Income, Accrued Interest, and APY% will only be displayed for fully settled positions.

Description	Market Value	7-Day Current Yield %	Est Ann Income	APY %
MORGAN STANLEY BANK N.A. #	\$245,002.08	—	\$25.00	0.010
MORGAN STANLEY PRIVATE BANK NA #	571,673.91	—	57.00	0.010
<b>BANK DEPOSITS</b>	<b>\$816,675.99</b>		<b>\$82.00</b>	

	Percentage of Holdings	Market Value	Est Ann Income
<b>CASH, BDP, AND MMFs</b>	<b>61.95%</b>	<b>\$816,675.99</b>	<b>\$82.00</b>

# Bank Deposits are held at Morgan Stanley Bank, N.A. and/or Morgan Stanley Private Bank, National Association, affiliates of Morgan Stanley Smith Barney LLC and each a national bank and FDIC member.

CERTIFICATES OF DEPOSIT

Security Description	Trade Date	Face Value	Orig Unit Cost Adj Unit Cost	Unit Price	Orig Total Cost Adj Total Cost	Market Value	Unrealized Gain/(Loss)	Est Ann Income Accrued Interest	Current Yield %
COMENITY BANK JUMBO (FORMERLY WORLD FINANCIAL NETWORK BK)CD	3/28/19	100,000.000	\$100.000 \$100.000	\$99.994	\$100,000.00 \$100,000.00	\$99,994.15	\$(5.85) LT	\$221.00 \$206.55	0.22
Coupon Rate 2.650%; Matures 04/04/2022; CUSIP 20099AP43 Interest Paid Monthly; Yield to Maturity 3.269%; Issued 04/04/19; Maturity Value = \$100,000.00; Asset Class: FI & Pref									
MS PRIVATE BK CD PURCHASE NY CD	3/28/19	25,000.000	100.000 100.000	100.024	25,000.00 25,000.00	25,006.00	6.00 LT	331.00 323.97	1.32
Coupon Rate 2.650%; Matures 04/04/2022; CUSIP 61760AYF0 Interest Paid Semi-Annually Apr/Oct; Issued 04/04/19; Maturity Value = \$25,000.00; Asset Class: FI & Pref									

## Account Detail

Active Assets Account  
478-064895-108

THE BRIDGES COMMUNITY ASSOC  
RESERVE ACCOUNT  
Nickname: Reserve Account

Security Description	Trade Date	Face Value	Orig Unit Cost Adj Unit Cost	Unit Price	Orig Total Cost Adj Total Cost	Market Value	Unrealized Gain/(Loss)	Est Ann Income Accrued Interest	Current Yield %
<b>ISRAEL DISC BK CD NEW YORK NY CD</b>	10/28/21	250,000.000	100.000 100.000	99.944	250,000.00 250,000.00	<b>249,860.00</b>	(140.00) ST	219.00 150.00	0.09
Coupon Rate 0.150%; Matures 06/06/2022; CUSIP 465076SS7 Interest Paid at Maturity; Issued 11/05/21; Maturity Value = \$250,000.00; Asset Class: FI & Pref									
<b>CAPITAL ONE BK US GLEN ALLEN VA CD</b>	7/16/19	125,000.000	100.000 100.000	100.492	125,000.00 125,000.00	<b>125,615.00</b>	615.00 LT	1,313.00 478.59	1.05
Coupon Rate 2.100%; Matures 07/25/2022; CUSIP 14042TBD8 Interest Paid Semi-Annually Jan/Jul; Yield to Maturity .546%; Issued 07/24/19; Maturity Value = \$125,000.00; Asset Class: FI & Pref									

	Percentage of Holdings	Face Value	Orig Total Cost Adj Total Cost	Market Value	Unrealized Gain/(Loss)	Est Ann Income Accrued Interest	Current Yield %
<b>CERTIFICATES OF DEPOSIT</b>		<b>500,000.000</b>	<b>\$500,000.00</b> <b>\$500,000.00</b>	<b>\$500,475.15</b>	<b>\$615.15 LT</b> <b>\$(140.00) ST</b>	<b>\$2,084.00</b> <b>\$1,159.11</b>	<b>0.42%</b>
<b>TOTAL CERTIFICATES OF DEPOSIT</b>	<b>38.05%</b>			<b>\$501,634.26</b>			
(includes accrued interest)							

	Percentage of Holdings	Total Cost	Market Value	Unrealized Gain/(Loss)	Est Ann Income Accrued Interest	Current Yield %
<b>TOTAL VALUE</b>		<b>\$500,000.00</b>	<b>\$1,317,151.14</b>	<b>\$615.15 LT</b> <b>\$(140.00) ST</b>	<b>\$2,166.00</b> <b>\$1,159.11</b>	<b>0.16%</b>
<b>TOTAL VALUE (includes accrued interest)</b>	<b>100.00%</b>		<b>\$1,318,310.25</b>			

Unrealized Gain/(Loss) totals only reflect positions that have both cost basis and market value information available. Cash, MMF, Deposits and positions stating 'Please Provide' or 'Pending Corporate Actions' are not included.

## ALLOCATION OF ASSETS (^includes accrued interest)

	Cash	Equities	Fixed Income & Preferred Securities	Alternatives	Structured Investments	Other
Cash, BDP, MMFs	\$816,675.99	—	—	—	—	—
Certificates of Deposit ^	—	—	\$501,634.26	—	—	—
<b>TOTAL ALLOCATION OF ASSETS ^</b>	<b>\$816,675.99</b>	<b>—</b>	<b>\$501,634.26</b>	<b>—</b>	<b>—</b>	<b>—</b>

Account Detail

Active Assets Account  
478-064895-108

THE BRIDGES COMMUNITY ASSOC  
RESERVE ACCOUNT  
Nickname: Reserve Account

ACTIVITY

CASH FLOW ACTIVITY BY DATE

Activity Date	Settlement Date	Activity Type	Description	Comments	Quantity	Price	Credits/(Debits)
3/2		Check Deposit	FUNDS RECEIVED	CONFIRM#22030229270020003			\$9,082.00
3/2		Check Deposit	FUNDS RECEIVED	CONFIRM#22030229270010001			9,082.00
3/2		Interest Income	COMENITY BANK JUMBO (FORMERLY WO	2.650% DUE2022-04-04 [20099AP43]			203.29
3/31		Interest Income	MORGAN STANLEY PRIVATE BANK NA	(Period 03/01-03/31)			4.84
3/31		Interest Income	MORGAN STANLEY BANK N.A.	(Period 03/01-03/31)			2.08

NET CREDITS/(DEBITS) \$18,374.21

MONEY MARKET FUND (MMF) AND BANK DEPOSIT PROGRAM ACTIVITY

Activity Date	Activity Type	Description	Credits/(Debits)
3/3	Automatic Investment	BANK DEPOSIT PROGRAM	\$18,367.29
3/31	Automatic Investment	BANK DEPOSIT PROGRAM	4.84
3/31	Automatic Investment	BANK DEPOSIT PROGRAM	2.08

NET ACTIVITY FOR PERIOD \$18,374.21

MESSAGES

Financial Disclosure Statement (in millions of dollars):

At January 31, 2022 Morgan Stanley Smith Barney LLC had net capital of \$2,931 which exceeded the Securities and Exchange Commission's minimum requirement by \$2,737. A copy of the Morgan Stanley Smith Barney LLC Consolidated Statement of Financial Condition at December 31, 2021 can be viewed online at: [http://www.morganstanley.com/about-us-ir/shareholder/morganstanley\\_smithbarney\\_llc.pdf](http://www.morganstanley.com/about-us-ir/shareholder/morganstanley_smithbarney_llc.pdf), or may be mailed to you at no cost by calling 1 (833) 445-2492, after March 15, 2022.

FINRA BrokerCheck

FINRA has established the public disclosure program, known as BrokerCheck, to provide certain information regarding the disciplinary history of FINRA members and their associated persons. The BrokerCheck Hotline Number is 1-800-289-9999. The FINRA web site address is [www.finra.org](http://www.finra.org). An investor brochure that includes information describing FINRA BrokerCheck may be obtained from FINRA.

Tips on Protecting Yourself from Fraudulent Account Activity

The safety of our clients is of utmost importance to Morgan Stanley. We are taking this opportunity to alert our clients of the following scams that have been identified by a number of organizations. **Please be reminded that you should never provide your account numbers, passwords, or personal information, including your social security number, to anyone you do not know.** Example of scams to be aware of: **Treatment scams; Supply scams; Provider scams; Charity scams; Phishing scams; App scams; Investment scams; Tech Support scams; Home Sanitation scams; and Government Assistance scams.** If you have any questions regarding these scams, please immediately contact us.

Senior Investor Helpline

For any inquiries or potential concerns, senior investors or someone acting on their behalf may contact our Firm by calling (800) 280-4534.

Retirement Rollover Guide

If you are considering rolling over your retirement assets, please review our Rollover Guide which can be found at <https://www.morganstanleyclientserv.com/publiccontent/msoc/pdf/RolloverGuide.pdf> for important information regarding your options and the factors that you should consider before you make your rollover decision.

This page intentionally left blank

STATEMENT PACKAGE FOR:  
THE BRIDGES COMMUNITY ASSOC  
RESERVE ACCOUNT

TOTAL VALUE OF YOUR ACCOUNTS (as of 3/31/22)

\$1,440,110.08

*Includes Accrued Interest*

*Excludes Bank Loan Balances (See detail on Overview page)*

Your Financial Advisor Team

The Lenox Group

Your Financial Advisors

Frank De Flora  
Richard Priore  
Kyle Medeiros  
Eugene Desoiza  
Philip Gullo  
Michael Lysenko  
Ronald Oleet

Your Branch

1290 AVENUE OF THE AMERICAS FL 12  
NEW YORK, NY 10104  
Telephone: 212-692-2800; Alt. Phone: 800-627-0608; Fax: 212-692-2990

Morgan Stanley Smith Barney LLC. Member SIPC.

#BWNJGWM

AB 03 007012 27657 H 48 A 100000

THE BRIDGES COMMUNITY ASSOC  
RESERVE ACCOUNT  
C/O WALTERS MANAGEMENT  
9665 CHESAPEAKE DR STE 300  
SAN DIEGO CA 92123-1364

Client Service Center (24 Hours a Day; 7 Days a Week): 800-869-3326

Access Your Accounts Online: [www.morganstanley.com/online](http://www.morganstanley.com/online)

INVESTMENTS AND INSURANCE PRODUCTS: NOT FDIC INSURED • NOT A BANK DEPOSIT •  
NOT INSURED BY ANY FEDERAL GOVERNMENT AGENCY • NOT BANK GUARANTEED •  
MAY LOSE VALUE





## Standard Disclosures

The following Disclosures are applicable to the enclosed statement(s). Expanded Disclosures are attached to your most recent June and December statement (or your first Statement if you have not received a statement for those months). The Expanded Disclosures are also available by selecting Account Documents when you log on to [www.morganstanley.com/online](http://www.morganstanley.com/online) or, call 800-869-3326.

### Questions?

Questions regarding your account may be directed to us by using the contact information on the statement cover page, or the Client Service Center at (800) 869-3326.

### Errors and Inquiries

Be sure to review your statement promptly, and immediately address any concerns regarding entries that you do not understand or believe were made in error by contacting the Branch Manager of the office where you maintain your account. Oral communications regarding any inaccuracy or discrepancy in this statement should be re-confirmed in writing to further protect your rights, including rights under the Securities Investor Protection Act (SIPA). Your statement will be deemed correct unless we receive a written inquiry of a suspected error. See your account documentation for special rules regarding your rights and responsibilities with respect to erroneous electronic fund transfers, including a description of the transfers covered. For concerns or complaints, contact our Client Relations Department at (866) 227-2256.

### Senior Investor Helpline

In order to provide Morgan Stanley's senior investor clients a convenient way to communicate with us, we offer a Senior Investor Helpline. Senior investors or those acting on their behalf may call (800) 280-4534, Monday-Friday 9am-7pm Eastern Time.

### Availability of Free Credit Balances and Financial Statements

Under the customer protection rules of the SEC [17 CFR §240.15c3-3], we may use funds comprising free credit balances carried for customer accounts here, provided that these funds are payable to customers on demand (i.e., are free of a lien or right of set-off in our favor or on behalf of some third party to whom you have given control). A financial statement of this organization is available for your personal inspection at its offices, or a copy will be mailed to you upon your written request.

### Listed Options

Information with respect to commissions and other charges related to the execution of options transactions has been included in confirmations of such transactions previously furnished to you and such information will be made available to you promptly at your request. Promptly advise us of any material change in your investment objectives or financial situation.

### Important Information if you are a Margin Customer (not available for certain retirement accounts)

If you have margin privileges, you may borrow money from us in exchange for pledging assets in your accounts as collateral for any outstanding margin loan. The amount you may borrow is based on the value of the eligible securities in your margin accounts. If a security has eligible shares, the number of shares pledged as collateral will be indicated below the position.

### Margin Interest Charges

We calculate interest charges on margin loans as follows: (1) multiply the applicable margin interest rate by the daily close of business net settled debit balance, and (2) divide by 360 (days). Margin interest accrues daily throughout the month and is added to your debit balance at month-end. The month-end interest charge is the sum of the daily accrued interest calculations for the month. We add the accrued interest to your debit balance and start a new calculation each time the applicable interest rate changes and at the close of every statement month. For interest rate information, log into your Morgan Stanley account at [www.morganstanley.com/online](http://www.morganstanley.com/online). Select your account with a Margin agreement and click Interest Rates for more information.

### Information regarding Special Memorandum Account

If you have a Margin Account, this is a combined statement of your Margin Account and Special Memorandum Account maintained for you under Section 220.5 of Regulation T issued by the Board of Governors of the Federal Reserve System. The permanent record of the Special Memorandum Account as required by Regulation T is available for your inspection at your request.

### Important Information About Auction Rate Securities

For certain Auction Rate Securities there is no or limited liquidity. Therefore, the price(s) for these Auction Rate Securities are indicated by N/A (not available). There can be no assurance that a successful auction will occur or that a secondary market exists or will develop for a particular security.

### Structured Investments Risks and Considerations

Structured Investments (Structured Products) are complex products and may be subject to special risks. Investors should consider the concentration risk of owning the related security and their total exposure to any underlying asset. Structured Investments, which may appear in various statement product categories and are identified on the Position Description Details line as "Asset Class: Struct Inv," may not perform in a manner consistent with the statement product category where they appear and therefore may not satisfy portfolio asset allocation needs for that category. For information on the risks and conflicts of interest related to Structured Investments generally, log in to Morgan Stanley Online and go to

[www.morganstanley.com/structuredproductsrisksandconflicts](http://www.morganstanley.com/structuredproductsrisksandconflicts).

### Security Measures

This statement features several embedded security elements to safeguard its authenticity. One is a unique blue security rectangle, printed in heat-sensitive ink on the back of every page. When exposed to warmth, the color will disappear, and then reappear.

### SIPC Protection

We are a member of Securities Investor Protection Corporation (SIPC), which protects securities of its customers up to \$500,000 (including \$250,000 for claims for cash). An explanatory brochure is available upon request or at [www.sipc.org](http://www.sipc.org). Losses due to market fluctuation are not protected by SIPC and assets not held with us may not be covered by SIPC protection. To obtain information about SIPC, including an explanatory SIPC brochure, contact SIPC at 1-202-371-8300 or visit [www.sipc.org](http://www.sipc.org).

### Transaction Dates and Conditions

Upon written request, we will furnish the date and time of a transaction and the name of the other party to a transaction. We and/or our affiliates may accept benefits that constitute payment for order flow. Details regarding these benefits and the source and amount of any other remuneration received or to be received by us in connection with any transaction will be furnished upon written request.

### Equity Research Ratings Definitions and Global Investment Manager Analysis Status

Some equity securities may have research ratings from Morgan Stanley & Co. LLC or Morningstar, Inc. Research ratings are the research providers' opinions and not representations or guarantees of performance. For more information about each research provider's rating system, see the Research Ratings on your most recent June or December statement (or your first statement if you have not received a statement for those months), go to [www.morganstanley.com/online](http://www.morganstanley.com/online) or refer to the research provider's research report. Research reports contain more complete information concerning the analyst's views and you should read the entire research report and not infer its contents from the rating alone. If your account contains an advisory component or is an advisory account, a GIMA status will apply.

### Credit Ratings from Moody's Investors Service and Standard & Poor's

The credit rating from Moody's Investors Service and Standard & Poor's may be shown for certain securities. All credit ratings represent the opinions of the provider and are not representations or guarantees of performance. Please contact us if you need further information or assistance in interpreting these credit ratings.

Revised 05/2021



Security Mark  
at Right



## Consolidated Summary

### OVERVIEW OF YOUR ACCOUNTS (includes accrued interest)

Although only whole dollar amounts are displayed below, both dollars and cents are used to calculate all totals. Manually summing the individual line items may not equal the actual total displayed. Refer to Account Statements for details. Excludes Bank Loan Balances (including Liquidity Access Lines, Tailored Lending Loans and Mortgage Balances).

Account Number	Beginning Value <small>(3/1/22)</small>	Funds Credited/(Debited)	Security/Currency Transfers Rcvd/(Dlvd)	Change in Value	Ending Value <small>(3/31/22)</small>	Income/Dist This Period/YTD	YTD Realized Gain/(Loss) <small>(Total ST/LT)</small>	Unrealized Gain/(Loss) <small>(Total ST/LT)</small>	Page	
<b>TOTAL FOR ALL ACCOUNTS</b>	<b>\$1,421,925</b>	<b>\$18,164</b>	—	<b>\$20</b>	<b>\$1,440,110</b>	<b>\$211</b> <b>\$2,029</b>	— —	<b>\$(140)</b> <b>\$615</b>		
<b>Business Accounts</b>										
THE BRIDGES COMMUNITY ASSOC RESERVE ACCOUNT Nickname: Reserve Account	478-064895-108	1,300,126	18,164	—	19	1,318,310	210 2,026	— —	(140) 615	7
THE BRIDGES COMMUNITY ASSOC EXCESS OPERATING ACCOUNT Nickname: Excess Operating Account	478-064896-108	121,798	—	—	1	121,799	1 3	— —	— —	13
<b>Total Business Accounts</b>	<b>\$1,421,925</b>	<b>\$18,164</b>	—	<b>\$20</b>	<b>\$1,440,110</b>	<b>\$211</b> <b>\$2,029</b>	— —	<b>\$(140)</b> <b>\$615</b>		

This summary may include assets held in either brokerage and/or advisory accounts. Visit <https://www.morganstanley.com/wealth-relationshipwithms/pdfs/understandingyourrelationship.pdf> to understand the differences between brokerage and advisory accounts. Refer to individual Account Gain/(Loss) Summary and Expanded Disclosures for additional information. Accounts with no balances, holdings or activity year-to-date are not displayed on this page.

## Consolidated Summary

### CHANGE IN VALUE OF YOUR ACCOUNTS (includes accrued interest)

	This Period (3/1/22-3/31/22)	This Year (1/1/22-3/31/22)
<b>TOTAL BEGINNING VALUE</b>	<b>\$1,421,925.32</b>	<b>\$1,489,829.61</b>
Credits	18,164.00	29,418.00
Debits	—	(79,480.47)
Security Transfers	—	—
<b>Net Credits/Debits/Transfers</b>	<b>\$18,164.00</b>	<b>\$(50,062.47)</b>
<b>Change in Value</b>	<b>20.76</b>	<b>342.94</b>
<b>TOTAL ENDING VALUE</b>	<b>\$1,440,110.08</b>	<b>\$1,440,110.08</b>

Net Credits / Debits include investment advisory fees as applicable. See Activity section for details.

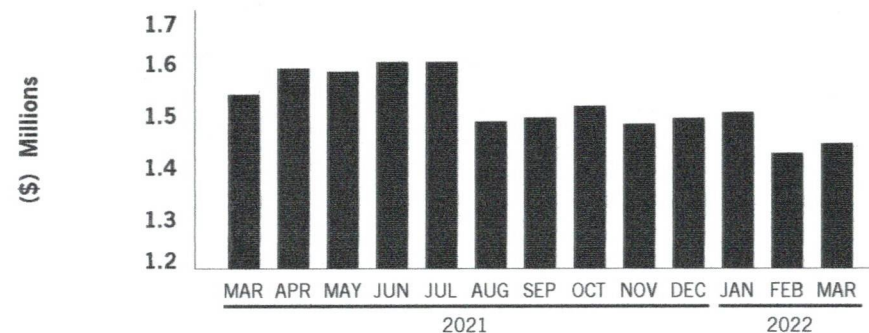
### ASSET ALLOCATION (includes accrued interest)

	Market Value	Percentage
Cash	\$938,475.82	65.17
Fixed Income & Preferreds	501,634.26	34.83
<b>TOTAL VALUE</b>	<b>\$1,440,110.08</b>	<b>100.00%</b>

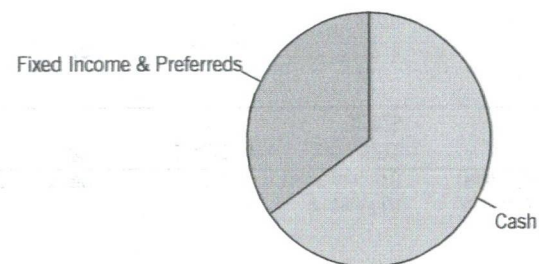
FDIC rules apply and Bank Deposits are eligible for FDIC insurance but are not covered by SIPC. Cash and securities (including MMFs) are eligible for SIPC coverage. See Expanded Disclosures. Values may include assets externally held, which are provided to you as a courtesy, and may not be covered by SIPC. For additional information, refer to the corresponding section of this statement.

### MARKET VALUE OVER TIME

The below chart displays the most recent thirteen months of Market Value.



This chart does not reflect corrections to Market Value made subsequent to the dates depicted. It may exclude transactions in Annuities or positions where we are not the custodian, which could delay the reporting of Market Value.



This asset allocation represents holdings on a trade date basis, and projected settled Cash/BDP and MMF balances. These classifications do not constitute a recommendation and may differ from the classification of instruments for regulatory or tax purposes.

## Consolidated Summary

### BALANCE SHEET <sup>(^ includes accrued interest)</sup>

	Last Period (as of 2/28/22)	This Period (as of 3/31/22)
Cash, BDP, MMFs	\$920,100.57	\$938,475.82
Certificates of Deposit ^	501,824.75	501,634.26
<b>Total Assets</b>	<b>\$1,421,925.32</b>	<b>\$1,440,110.08</b>
<b>Total Liabilities</b> (outstanding balance)	—	—
<b>TOTAL VALUE</b>	<b>\$1,421,925.32</b>	<b>\$1,440,110.08</b>

*Total liabilities excludes Bank Loan Balances (including Liquidity Access Lines, Tailored Lending Loans and Mortgage Balances).*

### CASH FLOW

	This Period (3/1/22-3/31/22)	This Year (1/1/22-3/31/22)
<b>OPENING CASH, BDP, MMFs</b>	<b>\$920,100.57</b>	<b>\$736,508.58</b>
Sales and Redemptions	—	250,000.00
Income and Distributions	211.25	2,029.71
<b>Total Investment Related Activity</b>	<b>\$211.25</b>	<b>\$252,029.71</b>
Checks Deposited	18,164.00	29,418.00
<b>Total Cash Related Activity</b>	<b>\$18,164.00</b>	<b>\$29,418.00</b>
Checks Written	—	(79,480.47)
<b>Total Card/Check Activity</b>	—	<b>\$(79,480.47)</b>
<b>CLOSING CASH, BDP, MMFs</b>	<b>\$938,475.82</b>	<b>\$938,475.82</b>

This page intentionally left blank



Security Mark  
at Right



# Check Register with Detail

Check Date 3/26/2022 To 4/25/2022 11:59:00 PM

## Bridges Comm Assoc

Check #	Check Date	Ctrl #	Vendor	Department	Amount	Status
Invoice #		Expense Memo				
<b>CIT Checking</b>						<b>16</b>
Auto	4/4/2022	770656	<b>Walters Management</b>		4,270.00	PAID
Inv. # MGMT1809643		661000	Property Management BASE MTHLY MGMT FEE	Operating	2,850.00	
Inv. # MGMT1809643		810340	CC1 Management Fee COST CENTER I MTHLY MGMT FEE	Operating	400.00	
Inv. # MGMT1809643		820260	CC2 Management Fee COST CENTER II MTHLY MGMT FEE	Operating	300.00	
Inv. # MGMT1809643		830210	CC3 Management Fee COST CENTER III MTHLY MGMT FEE	Operating	100.00	
Inv. # MGMT1809643		650000	Administrative Expenses MTHLY WEB SITE MAINT	Operating	120.00	
Inv. # MGMT1809643		661030	Arch Maintenance Fee MTHLY ARCH MAINT FEE	Operating	500.00	
Auto	4/15/2022	775270	<b>Franchise Tax Board</b>		300.00	PAID
		658500	Income Taxes 2022 Est State Taxes	Operating	300.00	
Auto	4/15/2022	770620	<b>Olivenhain Municipal Water District</b>		970.14	PAID
Inv. # 04221052953120510		820050	CC2 Water 02/09-03/09/22	Operating	970.14	
Auto	4/15/2022	775260	<b>US Treasury</b>		1,300.00	PAID
		658500	Income Taxes 2022 Est Fed Taxes Form 1120	Operating	1,300.00	
Auto	4/15/2022	772870	<b>Walters Management</b>		475.50	PAID
Inv. # 202204258CB		650000	Administrative Expenses APR CHARGEBACKS	Operating	475.50	
Auto	4/21/2022	770900	<b>Farmers Insurance Exchange</b>		589.25	PAID
Inv. # 0422F00777477800100001		654000	Insurance F007774778-001-00001 WC & HABITATIONAL APR INSTALLMENT	Operating	589.25	
Auto	4/22/2022	771370	<b>Olivenhain Municipal Water District</b>		11,059.98	PAID
Inv. # 04221052953999999		810180	CC1 Water 1052953-999999 02/09-03/09/22	Operating	2,529.43	
Inv. # 04221052953999999		621100	Water Irrigation 1052953-999999 02/09-03/09/22	Operating	8,530.55	
Auto	4/25/2022	773000	<b>San Diego Gas &amp; Electric</b>		27.92	PAID
Inv. # 04220080080499369		620000	Electricity 0080 0804 9936 9 3/10-4/7/22	Operating	27.92	
Auto	4/25/2022	773000	<b>San Diego Gas &amp; Electric</b>		22.43	PAID
Inv. # 05220087956791209		620000	Electricity 0087956791209 3/10-4/7/22	Operating	22.43	
Auto	4/25/2022	773010	<b>San Diego Gas &amp; Electric</b>		106.59	PAID
Inv. # 04220032799137665		620000	Electricity 3/10-4/7/22	Operating	106.59	
Auto	4/25/2022	773010	<b>San Diego Gas &amp; Electric</b>		12.16	PAID

# Check Register with Detail

Check Date 3/26/2022 To 4/25/2022 11:59:00 PM

## Bridges Comm Assoc

Check #	Check Date	Ctrl #	Vendor	Department	Amount	Status
Invoice #		Expense Memo				
Inv. # 04220005492064485		620000	Electricity 0005 4920 6448 5 3/10/22 - 4/7/22	Operating	12.16	
Auto	4/25/2022	773011	<b>San Diego Gas &amp; Electric</b>		41.50	PAID
Inv. # 04220077824767036		620000	Electricity 0077 8247 6703 6 3/10-4/7/22	Operating	41.50	
Auto	4/25/2022	773011	<b>San Diego Gas &amp; Electric</b>		126.51	PAID
Inv. # 04220002925587331		620000	Electricity 0002 9255 8733 1 3/10 - 4/7/22	Operating	126.51	
Auto	4/25/2022	773011	<b>San Diego Gas &amp; Electric</b>		70.33	PAID
Inv. # 04220002966134134		620000	Electricity 0002 9661 3413 4 3/10-4/7/22	Operating	70.33	
Auto	4/25/2022	773011	<b>San Diego Gas &amp; Electric</b>		12.16	PAID
Inv. # 2204250095454058195		820070	CC2 Electricity 0095 4540 5819 5 3/10/22 - 4/7/22	Operating	12.16	
31358	4/20/2022	770630	<b>Home Team Pest Defense Inc</b>		80.00	PAID
Inv. # 15503292022		637000	Pest Control HOA CONVENTIONAL PEST CONTROL SVC	Operating	80.00	
31359	4/20/2022	770630	<b>Newman Certified Public Accountant PC</b>		950.00	PAID
Inv. # 30672		651550	Review /Audit Fee 2021 REVIEW & TAX RETURNS	Operating	950.00	
31360	4/20/2022	770630	<b>The Bridges Club</b>		888.82	PAID
Inv. # 1301033122		621100	Water Irrigation Water Reimbursement	Operating	888.82	
31361	4/20/2022	770770	<b>UgMO Technologies</b>		1,280.00	PAID
Inv. # 8013		639070	Landscape Supplies MAR CONTRACT	Operating	1,280.00	
31362	4/20/2022	770780	<b>Cleanlot Maintenance Svcs</b>		1,929.63	PAID
Inv. # 225468		634052	Private Streets & Driveways MAR SVC	Operating	1,929.63	
31363	4/20/2022	770780	<b>The Bridges Club</b>		1,400.00	PAID
Inv. # 1300033122		820210	CC2 Landscaping March Orange Groves Landscape	Operating	1,400.00	
31364	4/20/2022	770790	<b>The Bridges</b>		9,082.00	PAID
		901110	General Replacement Reserve Contribution	Operating	6,694.00	
		910060	CC1R Gen Replacement Reserve Contribution	Operating	1,967.00	
		920060	CC2R Gen Replacement Reserve Contribution	Operating	181.00	
		930020	CC3R Gen Replacement Reserve Contribution	Operating	240.00	
31365	4/20/2022	770790	<b>KJA Consulting</b>		2,600.00	PAID
Inv. # KJA164		651000	Professional Fees MAR SVC	Operating	2,600.00	

# Check Register with Detail

Check Date 3/26/2022 To 4/25/2022 11:59:00 PM

## Bridges Comm Assoc

Check #	Check Date	Ctrl #	Vendor	Department	Amount	Status
Invoice #		Expense Memo				
31366	4/21/2022	77090	<b>C. Casey Landscape Construction Inc.</b>		2,610.00	PAID
Inv. # BE217		810110	CC1 Lndscp Supplies Unit 4 Parks and Slopes	Operating	2,610.00	
31367	4/21/2022	77090	<b>C. Casey Landscape Construction Inc.</b>		17,450.00	PAID
Inv. # B116		810280	CC1 Landscaping Landscape Contract	Operating	8,800.00	
Inv. # B116		639000	Landscaping Monthly Landsape Contract	Operating	7,800.00	
Inv. # B116		634000	Repairs & Maintenance Equipment vehicle and restroom	Operating	850.00	
31368	4/21/2022	77090	<b>Ridgewood Tree Care</b>		4,843.85	PAID
Inv. # 98502		810420	CC1 Tree Trimming TREE PRUNING	Operating	1,890.00	
Inv. # 98502		810110	CC1 Lndscp Supplies tree injection	Operating	2,953.85	
31369	4/21/2022	77090	<b>The Bridges Club</b>		3,440.00	PAID
Inv. # 1303033122		639000	Landscaping ENTRY NODE MAINTENANCE	Operating	3,440.00	
31370	4/21/2022	77091	<b>The Bridges Club</b>		2,141.19	PAID
Inv. # 1305040122		634550	Shared Use Expense April Shared Use Reserves	Operating	2,141.19	
31371	4/21/2022	77091	<b>The Bridges Club</b>		67,885.49	PAID
Inv. # 130204012022		634550	Shared Use Expense April Shared Use	Operating	67,885.40	
Inv. # 130204012022		634550	Shared Use Expense April Shared Use Reserves	Operating	0.09	
31372	4/21/2022	77091	<b>Rockey Murata Landscaping Inc</b>		4,600.00	PAID
Inv. # 032296L		639000	Landscaping MAR SVC	Operating	4,600.00	
					<b>Total</b>	<b>140,565.45</b>
					<b>Voided</b>	<b>0.00</b>
					<b>CIT Checking TOTAL \$</b>	<b>140,565.45</b>

# Bridges Comm Assoc

## General Ledger Summary

Posted 3/26/2022 To 4/25/2022 11:59:00 PM

Posted	Transaction	Source	Note	Debit	Credit	Balance
<b>Operating</b>						
<b>100000 CIT Checking *****5808</b>						<b>51,686.57</b>
3/28/2022	3/28/2022	A/R	Lockbox	4,982.00		56,668.57
3/29/2022	3/29/2022	A/R	Lockbox	2,476.00		59,144.57
3/30/2022	3/30/2022	A/R	Lockbox	5,439.00		64,583.57
3/31/2022	3/31/2022	A/R	Lockbox	5,454.00		70,037.57
4/1/2022	4/1/2022	A/R	Lockbox	23,588.00		93,625.57
4/4/2022	4/4/2022	A/R	Lockbox	14,234.00		107,859.57
4/4/2022	4/4/2022	A/P	A/P Voucher Post: Chk# Auto: Walters Management		4,270.00	103,589.57
4/5/2022	4/5/2022	A/R	Lockbox	41,476.00		145,065.57
4/5/2022	4/5/2022	A/R	Lockbox	16,045.00		161,110.57
4/6/2022	4/6/2022	A/R	Lockbox	3,119.00		164,229.57
4/7/2022	4/7/2022	A/R	Lockbox	3,319.00		167,548.57
4/8/2022	4/8/2022	A/R	Lockbox	1,030.00		168,578.57
4/11/2022	4/11/2022	A/R	Lockbox	15,032.26		183,610.83
4/12/2022	4/12/2022	A/R	Lockbox	3,031.00		186,641.83
4/14/2022	4/14/2022	A/R	Lockbox	540.00		187,181.83
4/15/2022	4/15/2022	A/R	Lockbox	8,237.00		195,418.83
4/15/2022	4/15/2022	A/P	A/P Voucher Post: Chk# Auto: Olivenhain Municipal W:		970.14	194,448.69
4/15/2022	4/15/2022	A/P	A/P Voucher Post: Chk# Auto: Walters Management		475.50	193,973.19
4/15/2022	4/15/2022	A/P	A/P Voucher Post: Chk# Auto: US Treasury		1,300.00	192,673.19
4/15/2022	4/15/2022	A/P	A/P Voucher Post: Chk# Auto: Franchise Tax Board		300.00	192,373.19
4/18/2022	4/18/2022	A/R	Lockbox	2,552.00		194,925.19
4/18/2022	4/18/2022	G/L	Home Team Pest Control	64.90		194,990.09
4/19/2022	4/19/2022	A/R	Lockbox	1,296.00		196,286.09
4/20/2022	4/20/2022	A/P	A/P Voucher Payment Void: AR Refund Vendor, Chec	515.00		196,801.09
4/20/2022	4/20/2022	A/P	A/P Voucher Payment Void: AR Refund Vendor, Chec	515.00		197,316.09
4/20/2022	4/20/2022	A/P	A/P Voucher Post: Chk# 31358: Home Team Pest Defe		80.00	197,236.09
4/20/2022	4/20/2022	A/P	A/P Voucher Post: Chk# 31359: New man Certified Put		950.00	196,286.09
4/20/2022	4/20/2022	A/P	A/P Voucher Post: Chk# 31360: The Bridges Club		888.82	195,397.27
4/20/2022	4/20/2022	A/P	A/P Voucher Post: Chk# 31361: UgMO Technologies		1,280.00	194,117.27
4/20/2022	4/20/2022	A/P	A/P Voucher Post: Chk# 31362: Cleanlot Maintenance		1,929.63	192,187.64
4/20/2022	4/20/2022	A/P	A/P Voucher Post: Chk# 31363: The Bridges Club		1,400.00	190,787.64
4/20/2022	4/20/2022	A/P	A/P Voucher Post: Chk# 31364: The Bridges		9,082.00	181,705.64
4/20/2022	4/20/2022	A/P	A/P Voucher Post: Chk# 31365: KJA Consulting		2,600.00	179,105.64
4/20/2022	4/20/2022	A/R	Lockbox	858.00		179,963.64
4/21/2022	4/21/2022	A/P	A/P Voucher Post: Chk# 31366: C. Casey Landscape		2,610.00	177,353.64
4/21/2022	4/21/2022	A/P	A/P Voucher Post: Chk# 31367: C. Casey Landscape		17,450.00	159,903.64
4/21/2022	4/21/2022	A/P	A/P Voucher Post: Chk# 31368: Ridgewood Tree Care		4,843.85	155,059.79
4/21/2022	4/21/2022	A/P	A/P Voucher Post: Chk# Auto: Farmers Insurance Exc		589.25	154,470.54
4/21/2022	4/21/2022	A/P	A/P Voucher Post: Chk# 31369: The Bridges Club		3,440.00	151,030.54
4/21/2022	4/21/2022	A/P	A/P Voucher Post: Chk# 31370: The Bridges Club		2,141.19	148,889.35
4/21/2022	4/21/2022	A/P	A/P Voucher Post: Chk# 31371: The Bridges Club		67,885.49	81,003.86
4/21/2022	4/21/2022	A/P	A/P Voucher Post: Chk# 31372: Rockey Murata Lands		4,600.00	76,403.86
4/22/2022	4/22/2022	A/P	A/P Voucher Post: Chk# Auto: Olivenhain Municipal W:		11,059.98	65,343.88
4/22/2022	4/22/2022	A/R	Lockbox	1,918.00		67,261.88
4/25/2022	4/25/2022	A/R	Lockbox	1,590.00		68,851.88
4/25/2022	4/25/2022	A/P	A/P Voucher Post: Chk# Auto: San Diego Gas & Electr		27.92	68,823.96
4/25/2022	4/25/2022	A/P	A/P Voucher Post: Chk# Auto: San Diego Gas & Electr		22.43	68,801.53
4/25/2022	4/25/2022	A/P	A/P Voucher Post: Chk# Auto: San Diego Gas & Electr		106.59	68,694.94
4/25/2022	4/25/2022	A/P	A/P Voucher Post: Chk# Auto: San Diego Gas & Electr		12.16	68,682.78
4/25/2022	4/25/2022	A/P	A/P Voucher Post: Chk# Auto: San Diego Gas & Electr		41.50	68,641.28
4/25/2022	4/25/2022	A/P	A/P Voucher Post: Chk# Auto: San Diego Gas & Electr		126.51	68,514.77
4/25/2022	4/25/2022	A/P	A/P Voucher Post: Chk# Auto: San Diego Gas & Electr		70.33	68,444.44
4/25/2022	4/25/2022	A/P	A/P Voucher Post: Chk# Auto: San Diego Gas & Electr		12.16	68,432.28

**Bridges Comm Assoc**  
**General Ledger Summary**

Posted 3/26/2022 To 4/25/2022 11:59:00 PM

Posted	Transaction	Source	Note	Debit	Credit	Balance
Net Change: 16,745.71				157,311.16	140,565.45	68,432.28
<b>100130 Morgan Stanley Excess Op Cash *****9141</b>						<b>121,798.79</b>
3/31/2022	3/31/2022	G/L	Bank Reconcile: Interest Earned	1.04		121,799.83
Net Change: 1.04				1.04	0.00	121,799.83
<b>102350 Morgan Stanley Reserve Cash *****9125</b>						<b>825,547.78</b>
3/31/2022	3/31/2022	G/L	Bank Reconcile: Interest Earned	210.21		825,757.99
4/4/2022	4/4/2022	G/L	MS Private BK CD Matured	25,000.00		850,757.99
4/4/2022	4/4/2022	G/L	Comenity BK Jumbo CD Matured	100,000.00		950,757.99
4/22/2022	4/22/2022	G/L	April Reserve Contribution	9,082.00		959,839.99
Net Change: 134,292.21				134,292.21	0.00	959,839.99
<b>102355 Morgan Stanley Reserve Investments 9</b>						<b>500,000.00</b>
4/4/2022	4/4/2022	G/L	MS Private BK CD Matured		25,000.00	475,000.00
4/4/2022	4/4/2022	G/L	Comenity BK Jumbo CD Matured		100,000.00	375,000.00
Net Change: (125,000.00)				0.00	125,000.00	375,000.00
<b>110000 Accounts Receivable</b>						<b>7,734.00</b>
4/1/2022	4/1/2022	A/R	Billing	148,807.00		156,541.00
4/1/2022	4/1/2022	A/R	New Resident: Void Transaction	530.00	530.00	156,541.00
4/4/2022	4/4/2022	A/R	Apply Credit		62,494.70	94,046.30
4/4/2022	4/4/2022	A/R	Adjustment Batch		50.00	93,996.30
4/4/2022	4/4/2022	A/R	Adjustment Batch		20.00	93,976.30
4/4/2022	4/4/2022	A/R	Apply Credit	70.00	70.00	93,976.30
4/4/2022	4/4/2022	A/R	Apply Credit		13,104.00	80,872.30
4/5/2022	4/5/2022	A/R	Apply Credit		41,476.00	39,396.30
4/5/2022	4/5/2022	A/R	Apply Credit		14,440.00	24,956.30
4/6/2022	4/6/2022	A/R	Apply Credit		3,109.00	21,847.30
4/7/2022	4/7/2022	A/R	Apply Credit		3,319.00	18,528.30
4/8/2022	4/8/2022	A/R	Apply Credit		1,030.00	17,498.30
4/11/2022	4/11/2022	A/R	Apply Credit		9,639.00	7,859.30
4/12/2022	4/12/2022	A/R	Apply Credit		1,608.00	6,251.30
4/14/2022	4/14/2022	A/R	Adjustment Batch		25.00	6,226.30
4/14/2022	4/14/2022	A/R	Adjustment Batch		10.00	6,216.30
4/14/2022	4/14/2022	A/R	Apply Credit	35.00	35.00	6,216.30
4/14/2022	4/14/2022	A/R	Apply Credit		540.00	5,676.30
4/15/2022	4/15/2022	A/R	Apply Credit		1,373.00	4,303.30
4/18/2022	4/16/2022	A/R	Late Fee	50.00		4,353.30
4/18/2022	4/18/2022	A/R	Apply Credit		647.00	3,706.30
4/19/2022	4/19/2022	A/R	Apply Credit		1,019.00	2,687.30
4/25/2022	4/25/2022	A/R	Apply Credit		15.00	2,672.30
Net Change: (5,061.70)				149,492.00	154,553.70	2,672.30
<b>210000 Prepaid Assessments</b>						<b>(51,094.95)</b>
3/28/2022	3/28/2022	A/R	Lockbox		4,982.00	(56,076.95)
3/29/2022	3/29/2022	A/R	Lockbox		2,476.00	(58,552.95)
3/30/2022	3/30/2022	A/R	Lockbox		5,439.00	(63,991.95)
3/31/2022	3/31/2022	A/R	Lockbox		5,454.00	(69,445.95)
4/1/2022	4/1/2022	A/R	Lockbox		23,588.00	(93,033.95)
4/4/2022	4/4/2022	A/R	Apply Credit	62,494.70		(30,539.25)
4/4/2022	4/4/2022	A/R	Lockbox		14,234.00	(44,773.25)
4/4/2022	4/4/2022	A/R	Apply Credit	13,104.00		(31,669.25)

**Bridges Comm Assoc**  
**General Ledger Summary**

Posted 3/26/2022 To 4/25/2022 11:59:00 PM

Posted	Transaction	Source	Note	Debit	Credit	Balance
4/5/2022	4/5/2022	A/R	Lockbox		41,476.00	(73,145.25)
4/5/2022	4/5/2022	A/R	Apply Credit	41,476.00		(31,669.25)
4/5/2022	4/5/2022	A/R	Lockbox		16,045.00	(47,714.25)
4/5/2022	4/5/2022	A/R	Apply Credit	14,440.00		(33,274.25)
4/6/2022	4/6/2022	A/R	Lockbox		3,119.00	(36,393.25)
4/6/2022	4/6/2022	A/R	Apply Credit	3,109.00		(33,284.25)
4/7/2022	4/7/2022	A/R	Lockbox		3,319.00	(36,603.25)
4/7/2022	4/7/2022	A/R	Apply Credit	3,319.00		(33,284.25)
4/8/2022	4/8/2022	A/R	Lockbox		1,030.00	(34,314.25)
4/8/2022	4/8/2022	A/R	Apply Credit	1,030.00		(33,284.25)
4/11/2022	4/11/2022	A/R	Lockbox		15,032.26	(48,316.51)
4/11/2022	4/11/2022	A/R	Apply Credit	9,639.00		(38,677.51)
4/12/2022	4/12/2022	A/R	Lockbox		3,031.00	(41,708.51)
4/12/2022	4/12/2022	A/R	Apply Credit	1,608.00		(40,100.51)
4/14/2022	4/14/2022	A/R	Lockbox		540.00	(40,640.51)
4/14/2022	4/14/2022	A/R	Apply Credit	540.00		(40,100.51)
4/15/2022	4/15/2022	A/R	Lockbox		8,237.00	(48,337.51)
4/15/2022	4/15/2022	A/R	Apply Credit	1,373.00		(46,964.51)
4/18/2022	4/18/2022	A/R	Lockbox		2,552.00	(49,516.51)
4/18/2022	4/18/2022	A/R	Apply Credit	647.00		(48,869.51)
4/19/2022	4/19/2022	A/R	Lockbox		1,296.00	(50,165.51)
4/19/2022	4/19/2022	A/R	Apply Credit	1,019.00		(49,146.51)
4/20/2022	4/20/2022	A/P	A/P Voucher Payment Void: AR Refund Vendor, Chec		515.00	(49,661.51)
4/20/2022	4/20/2022	A/P	A/P Voucher Payment Void: AR Refund Vendor, Chec		515.00	(50,176.51)
4/20/2022	4/20/2022	A/R	Adjustment Batch	1,030.00		(49,146.51)
4/20/2022	4/20/2022	A/R	Lockbox		858.00	(50,004.51)
4/22/2022	4/22/2022	A/R	Lockbox		1,918.00	(51,922.51)
4/25/2022	4/25/2022	A/R	Lockbox		1,590.00	(53,512.51)
4/25/2022	4/25/2022	A/R	Apply Credit	15.00		(53,497.51)
4/25/2022	4/25/2022	A/R	Apply Credit	1,030.00	1,030.00	(53,497.51)
Net Change: (2,402.56)				155,873.70	158,276.26	(53,497.51)
<b>301110 General Replacement</b>						<b>(1,083,425.63)</b>
4/22/2022	4/22/2022	G/L	April Reserve Contribution		6,694.00	(1,090,119.63)
Net Change: (6,694.00)				0.00	6,694.00	(1,090,119.63)
<b>301290 Interest</b>						<b>(2,039.53)</b>
3/31/2022	3/31/2022	G/L	Bank Reconcile: Interest Earned		210.21	(2,249.74)
Net Change: (210.21)				0.00	210.21	(2,249.74)
<b>310060 CC1R Gen Replacement</b>						<b>(199,729.72)</b>
4/22/2022	4/22/2022	G/L	April Reserve Contribution		1,967.00	(201,696.72)
Net Change: (1,967.00)				0.00	1,967.00	(201,696.72)
<b>320060 CC2R Gen Replacement</b>						<b>(24,481.70)</b>
4/22/2022	4/22/2022	G/L	April Reserve Contribution		181.00	(24,662.70)
Net Change: (181.00)				0.00	181.00	(24,662.70)
<b>330020 CC3R Gen Replacement</b>						<b>(15,871.20)</b>
4/22/2022	4/22/2022	G/L	April Reserve Contribution		240.00	(16,111.20)
Net Change: (240.00)				0.00	240.00	(16,111.20)

Bridges Comm Assoc  
General Ledger Summary

Posted 3/26/2022 To 4/25/2022 11:59:00 PM

Posted	Transaction	Source	Note	Debit	Credit	Balance
<b>399990 Retained Earnings</b>						<b>(150,393.46)</b>
<b>502000 Assessment Income</b>						<b>(375,240.00)</b>
4/1/2022	4/1/2022	A/R	Billing		125,080.00	(500,320.00)
4/1/2022	4/1/2022	A/R	New Resident: Void Transaction	530.00	530.00	(500,320.00)
			Net Change: (125,080.00)	530.00	125,610.00	(500,320.00)
<b>502200 Unrefundable</b>						<b>(515.00)</b>
4/20/2022	4/20/2022	A/R	Adjustment Batch		1,030.00	(1,545.00)
			Net Change: (1,030.00)	0.00	1,030.00	(1,545.00)
<b>502720 Late Charges</b>						<b>0.00</b>
4/4/2022	4/4/2022	A/R	Adjustment Batch	20.00		20.00
4/14/2022	4/14/2022	A/R	Adjustment Batch	10.00		30.00
4/18/2022	4/16/2022	A/R	Late Fee		50.00	(20.00)
			Net Change: (20.00)	30.00	50.00	(20.00)
<b>502980 Collection Reimbursement</b>						<b>(400.00)</b>
4/4/2022	4/4/2022	A/R	Adjustment Batch	50.00		(350.00)
4/14/2022	4/14/2022	A/R	Adjustment Batch	25.00		(325.00)
			Net Change: 75.00	75.00	0.00	(325.00)
<b>511000 Interest Income</b>						<b>(3.00)</b>
3/31/2022	3/31/2022	G/L	Bank Reconcile: Interest Earned		1.04	(4.04)
			Net Change: (1.04)	0.00	1.04	(4.04)
<b>620000 Electricity</b>						<b>1,280.09</b>
4/25/2022	4/25/2022	A/P	A/P Voucher Post: Chk# Auto: San Diego Gas & Electr	27.92		1,308.01
4/25/2022	4/25/2022	A/P	A/P Voucher Post: Chk# Auto: San Diego Gas & Electr	22.43		1,330.44
4/25/2022	4/25/2022	A/P	A/P Voucher Post: Chk# Auto: San Diego Gas & Electr	106.59		1,437.03
4/25/2022	4/25/2022	A/P	A/P Voucher Post: Chk# Auto: San Diego Gas & Electr	12.16		1,449.19
4/25/2022	4/25/2022	A/P	A/P Voucher Post: Chk# Auto: San Diego Gas & Electr	41.50		1,490.69
4/25/2022	4/25/2022	A/P	A/P Voucher Post: Chk# Auto: San Diego Gas & Electr	126.51		1,617.20
4/25/2022	4/25/2022	A/P	A/P Voucher Post: Chk# Auto: San Diego Gas & Electr	70.33		1,687.53
			Net Change: 407.44	407.44	0.00	1,687.53
<b>621100 Water Irrigation</b>						<b>20,645.66</b>
4/20/2022	4/20/2022	A/P	A/P Voucher Post: Chk# 31360: The Bridges Club	888.82		21,534.48
4/22/2022	4/22/2022	A/P	A/P Voucher Post: Chk# Auto: Olivenhain Municipal W:	8,530.55		30,065.03
			Net Change: 9,419.37	9,419.37	0.00	30,065.03
<b>634000 Repairs &amp; Maintenance</b>						<b>5,905.85</b>
4/21/2022	4/21/2022	A/P	A/P Voucher Post: Chk# 31367: C. Casey Landscape	850.00		6,755.85
			Net Change: 850.00	850.00	0.00	6,755.85
<b>634052 Private Streets &amp; Driveways</b>						<b>5,654.25</b>
4/20/2022	4/20/2022	A/P	A/P Voucher Post: Chk# 31362: Cleanlot Maintenance	1,929.63		7,583.88
			Net Change: 1,929.63	1,929.63	0.00	7,583.88
<b>634550 Shared Use Expense</b>						<b>212,626.76</b>
4/21/2022	4/21/2022	A/P	A/P Voucher Post: Chk# 31370: The Bridges Club	2,141.19		214,767.95

# Bridges Comm Assoc General Ledger Summary

Posted 3/26/2022 To 4/25/2022 11:59:00 PM

Posted	Transaction	Source	Note	Debit	Credit	Balance
4/21/2022	4/21/2022	A/P	A/P Voucher Post: Chk# 31371: The Bridges Club	67,885.49		282,653.44
			Net Change: 70,026.68	70,026.68	0.00	282,653.44
						<b>4,409.80</b>
<b>637000 Pest Control</b>						
4/18/2022	4/18/2022	G/L	Home Team Pest Control		64.90	4,344.90
4/20/2022	4/20/2022	A/P	A/P Voucher Post: Chk# 31358: Home Team Pest Defe	80.00		4,424.90
			Net Change: 15.10	80.00	64.90	4,424.90
						<b>46,900.70</b>
<b>639000 Landscaping</b>						
4/21/2022	4/21/2022	A/P	A/P Voucher Post: Chk# 31367: C. Casey Landscape	7,800.00		54,700.70
4/21/2022	4/21/2022	A/P	A/P Voucher Post: Chk# 31369: The Bridges Club	3,440.00		58,140.70
4/21/2022	4/21/2022	A/P	A/P Voucher Post: Chk# 31372: Rocky Murata Lands	4,600.00		62,740.70
			Net Change: 15,840.00	15,840.00	0.00	62,740.70
						<b>16,980.00</b>
<b>639070 Landscape Supplies</b>						
4/20/2022	4/20/2022	A/P	A/P Voucher Post: Chk# 31361: UgMO Technologies	1,280.00		18,260.00
			Net Change: 1,280.00	1,280.00	0.00	18,260.00
						<b>1,435.98</b>
<b>639200 Tree Service</b>						
<b>650000 Administrative Expenses</b>						
4/4/2022	4/4/2022	A/P	A/P Voucher Post: Chk# Auto: Walters Management	120.00		3,913.09
4/15/2022	4/15/2022	A/P	A/P Voucher Post: Chk# Auto: Walters Management	475.50		4,388.59
			Net Change: 595.50	595.50	0.00	4,388.59
						<b>5,200.00</b>
<b>651000 Professional Fees</b>						
4/20/2022	4/20/2022	A/P	A/P Voucher Post: Chk# 31365: KJA Consulting	2,600.00		7,800.00
			Net Change: 2,600.00	2,600.00	0.00	7,800.00
						<b>0.00</b>
<b>651550 Review/Audit Fee</b>						
4/20/2022	4/20/2022	A/P	A/P Voucher Post: Chk# 31359: New man Certified Put	950.00		950.00
			Net Change: 950.00	950.00	0.00	950.00
						<b>400.00</b>
<b>651800 Collection Expense</b>						
<b>654000 Insurance</b>						
4/21/2022	4/21/2022	A/P	A/P Voucher Post: Chk# Auto: Farmers Insurance Exc	589.25		2,368.49
			Net Change: 589.25	589.25	0.00	2,368.49
						<b>0.00</b>
<b>658500 Income Taxes</b>						
4/15/2022	4/15/2022	A/P	A/P Voucher Post: Chk# Auto: US Treasury	1,300.00		1,300.00
4/15/2022	4/15/2022	A/P	A/P Voucher Post: Chk# Auto: Franchise Tax Board	300.00		1,600.00
			Net Change: 1,600.00	1,600.00	0.00	1,600.00
						<b>8,547.00</b>
<b>661000 Property Management</b>						
4/4/2022	4/4/2022	A/P	A/P Voucher Post: Chk# Auto: Walters Management	2,850.00		11,397.00
			Net Change: 2,850.00	2,850.00	0.00	11,397.00
						<b>1,500.00</b>
<b>661030 Arch Maintenance Fee</b>						
4/4/2022	4/4/2022	A/P	A/P Voucher Post: Chk# Auto: Walters Management	500.00		2,000.00
			Net Change: 500.00	500.00	0.00	2,000.00

Bridges Comm Assoc  
General Ledger Summary

Posted 3/26/2022 To 4/25/2022 11:59:00 PM

Posted	Transaction	Source	Note	Debit	Credit	Balance
<b>810000 CC1 Income - The Villas</b>						<b>(58,056.00)</b>
4/1/2022	4/1/2022	A/R	Billing		19,352.00	(77,408.00)
			Net Change: (19,352.00)	0.00	19,352.00	(77,408.00)
<b>810080 CC1 Electricity</b>						<b>165.13</b>
<b>810110 CC1 Lndscp Supplies</b>						<b>30,260.00</b>
4/21/2022	4/21/2022	A/P	A/P Voucher Post: Chk# 31366: C. Casey Landscape	2,610.00		32,870.00
4/21/2022	4/21/2022	A/P	A/P Voucher Post: Chk# 31368: Ridgewood Tree Care	2,953.85		35,823.85
			Net Change: 5,563.85	5,563.85	0.00	35,823.85
<b>810180 CC1 Water</b>						<b>9,002.20</b>
4/22/2022	4/22/2022	A/P	A/P Voucher Post: Chk# Auto: Olivenhain Municipal W:	2,529.43		11,531.63
			Net Change: 2,529.43	2,529.43	0.00	11,531.63
<b>810280 CC1 Landscaping</b>						<b>26,400.00</b>
4/21/2022	4/21/2022	A/P	A/P Voucher Post: Chk# 31367: C. Casey Landscape	8,800.00		35,200.00
			Net Change: 8,800.00	8,800.00	0.00	35,200.00
<b>810340 CC1 Management Fee</b>						<b>1,200.00</b>
4/4/2022	4/4/2022	A/P	A/P Voucher Post: Chk# Auto: Walters Management	400.00		1,600.00
			Net Change: 400.00	400.00	0.00	1,600.00
<b>810370 CC1 Repairs &amp; Maintenance</b>						<b>8,751.78</b>
<b>810420 CC1 Tree Trimming</b>						<b>12,548.57</b>
4/21/2022	4/21/2022	A/P	A/P Voucher Post: Chk# 31368: Ridgewood Tree Care	1,890.00		14,438.57
			Net Change: 1,890.00	1,890.00	0.00	14,438.57
<b>820000 CC2 Income - The Groves</b>						<b>(11,253.00)</b>
4/1/2022	4/1/2022	A/R	Billing		3,751.00	(15,004.00)
			Net Change: (3,751.00)	0.00	3,751.00	(15,004.00)
<b>820050 CC2 Water</b>						<b>7,989.32</b>
4/15/2022	4/15/2022	A/P	A/P Voucher Post: Chk# Auto: Olivenhain Municipal W:	970.14		8,959.46
			Net Change: 970.14	970.14	0.00	8,959.46
<b>820070 CC2 Electricity</b>						<b>36.63</b>
4/25/2022	4/25/2022	A/P	A/P Voucher Post: Chk# Auto: San Diego Gas & Electr	12.16		48.79
			Net Change: 12.16	12.16	0.00	48.79
<b>820210 CC2 Landscaping</b>						<b>5,750.00</b>
4/20/2022	4/20/2022	A/P	A/P Voucher Post: Chk# 31363: The Bridges Club	1,400.00		7,150.00
			Net Change: 1,400.00	1,400.00	0.00	7,150.00
<b>820260 CC2 Management Fee</b>						<b>900.00</b>
4/4/2022	4/4/2022	A/P	A/P Voucher Post: Chk# Auto: Walters Management	300.00		1,200.00
			Net Change: 300.00	300.00	0.00	1,200.00
<b>830000 CC3 Income - The Tennis Center</b>						<b>(1,872.00)</b>
4/1/2022	4/1/2022	A/R	Billing		624.00	(2,496.00)

Bridges Comm Assoc  
General Ledger Summary

Posted 3/26/2022 To 4/25/2022 11:59:00 PM

Posted	Transaction	Source	Note	Debit	Credit	Balance
			Net Change: (624.00)	0.00	624.00	(2,496.00)
						<b>300.00</b>
4/4/2022	4/4/2022	A/P	A/P Voucher Post: Chk# Auto: Walters Management	100.00		400.00
			Net Change: 100.00	100.00	0.00	400.00
						<b>20,077.00</b>
4/20/2022	4/20/2022	A/P	A/P Voucher Post: Chk# 31364: The Bridges	6,694.00		26,771.00
			Net Change: 6,694.00	6,694.00	0.00	26,771.00
						<b>5,901.00</b>
4/20/2022	4/20/2022	A/P	A/P Voucher Post: Chk# 31364: The Bridges	1,967.00		7,868.00
			Net Change: 1,967.00	1,967.00	0.00	7,868.00
						<b>548.00</b>
4/20/2022	4/20/2022	A/P	A/P Voucher Post: Chk# 31364: The Bridges	181.00		729.00
			Net Change: 181.00	181.00	0.00	729.00
						<b>720.00</b>
4/20/2022	4/20/2022	A/P	A/P Voucher Post: Chk# 31364: The Bridges	240.00		960.00
			Net Change: 240.00	240.00	0.00	960.00
						<b>0.00</b>
4/4/2022	4/4/2022	G/L	MS Private BK CD Matured		25,000.00	(25,000.00)
4/4/2022	4/4/2022	G/L	MS Private BK CD Matured	25,000.00		0.00
4/4/2022	4/4/2022	G/L	Comenity BK Jumbo CD Matured		100,000.00	(100,000.00)
4/4/2022	4/4/2022	G/L	Comenity BK Jumbo CD Matured	100,000.00		0.00
			Net Change: 0.00	125,000.00	125,000.00	0.00