

Bridges Comm Assoc

Balance Sheet

Period 06/25/2022

	06/2022	05/2022	Net Change
Assets			
<u>Cash - Operating</u>			
100000 CIT Checking	63,664.02	73,639.24	(9,975.22)
100130 Morgan Stanley Excess Op Cash	121,801.87	121,800.83	1.04
<u>Total Cash - Operating</u>	<u>185,465.89</u>	<u>195,440.07</u>	<u>(9,974.18)</u>
<u>Cash - Reserves</u>			
102350 Morgan Stanley Reserve Cash	1,228,589.82	969,499.65	259,090.17
102355 Morgan Stanley Reserve Investments	125,000.00	375,000.00	(250,000.00)
<u>Total Cash - Reserves</u>	<u>1,353,589.82</u>	<u>1,344,499.65</u>	<u>9,090.17</u>
<u>Accounts Receivable</u>			
110000 Accounts Receivable	5,189.00	5,099.30	89.70
<u>Total Accounts Receivable</u>	<u>5,189.00</u>	<u>5,099.30</u>	<u>89.70</u>
<i>Total Assets</i>	<u><u>1,544,244.71</u></u>	<u><u>1,545,039.02</u></u>	<u><u>(794.31)</u></u>
Liabilities & Equity			
<u>Current Liabilities</u>			
210000 Prepaid Assessments	44,965.85	53,771.51	(8,805.66)
<u>Total Current Liabilities</u>	<u>44,965.85</u>	<u>53,771.51</u>	<u>(8,805.66)</u>
<u>Operating Equity</u>			
399990 Retained Earnings	150,393.46	150,393.46	0.00
Current Year Net Income/(Loss)	(4,704.42)	(3,625.60)	(1,078.82)
<u>Total Operating Equity</u>	<u>145,689.04</u>	<u>146,767.86</u>	<u>(1,078.82)</u>
<u>Reserve Equity</u>			
301110 General Replacement	1,103,507.63	1,096,813.63	6,694.00
301290 Interest	2,835.57	2,827.40	8.17
310060 CC1R Gen Replacement	205,630.72	203,663.72	1,967.00
320060 CC2R Gen Replacement	25,024.70	24,843.70	181.00
330020 CC3R Gen Replacement	16,591.20	16,351.20	240.00
<u>Total Reserve Equity</u>	<u>1,353,589.82</u>	<u>1,344,499.65</u>	<u>9,090.17</u>
<i>Total Liabilities & Equity</i>	<u><u>1,544,244.71</u></u>	<u><u>1,545,039.02</u></u>	<u><u>(794.31)</u></u>

Bridges Comm Assoc Budget Comparison

Period 5/26/2022 To 6/25/2022 11:59:00 PM

Current Month Operating			Year to Date Operating				
Actual	Budget	\$ Var	Actual	Budget	\$ Var	Annual	
Income							
<u>Assessments</u>							
125,080.00	125,080.00	0.00					
			502000 Assessment Income	750,480.00	750,480.00	0.00	1,500,960.00
125,080.00	125,080.00	0.00	TOTAL Assessments	750,480.00	750,480.00	0.00	1,500,960.00
<u>Other Income</u>							
0.00	0.00	0.00					
			502200 Unrefundable	1,545.00	0.00	1,545.00	0.00
90.00	0.00	90.00	502720 Late Charges	90.00	0.00	90.00	0.00
75.00	0.00	75.00	502980 Collection Reimbursement	500.00	0.00	500.00	0.00
1.04	0.00	1.04	511000 Interest Income	6.08	0.00	6.08	0.00
166.04	0.00	166.04	TOTAL Other Income	2,141.08	0.00	2,141.08	0.00
125,246.04	125,080.00	166.04	TOTAL Income	752,621.08	750,480.00	2,141.08	1,500,960.00
Expense							
<u>03 Utilities</u>							
379.36	363.00	(16.36)					
			620000 Electricity	2,471.94	2,172.00	(299.94)	4,350.00
10,564.39	9,773.00	(791.39)	621100 Water Irrigation	50,493.04	58,632.00	8,138.96	117,270.00
10,943.75	10,136.00	(807.75)	TOTAL 03 Utilities	52,964.98	60,804.00	7,839.02	121,620.00
<u>04 Common Area Maintenance</u>							
1,294.59	1,833.00	538.41					
			634000 Repairs & Maintenance	9,575.44	11,002.00	1,426.56	22,000.00
1,974.50	1,792.00	(182.50)	634052 Private Streets & Driveways	11,488.01	10,748.00	(740.01)	21,500.00
70,026.68	70,027.00	0.32	634550 Shared Use Expense	422,706.80	420,158.00	(2,548.80)	840,320.00
(80.00)	125.00	205.00	637000 Pest Control	4,489.80	750.00	(3,739.80)	1,500.00
73,215.77	73,777.00	561.23	TOTAL 04 Common Area Maintenance	448,260.05	442,658.00	(5,602.05)	885,320.00
<u>05 Landscaping</u>							
17,970.00	16,667.00	(1,303.00)					
			639000 Landscaping	97,830.70	99,998.00	2,167.30	200,000.00
1,080.00	1,708.00	628.00	639070 Landscape Supplies	19,340.00	10,252.00	(9,088.00)	20,500.00
0.00	0.00	0.00	639200 Tree Service	1,435.98	1,436.31	0.33	20,000.00

Bridges Comm Assoc Budget Comparison

Period 5/26/2022 To 6/25/2022 11:59:00 PM

Current Month Operating			Year to Date Operating				
Actual	Budget	\$ Var		Actual	Budget	\$ Var	Annual
7,485.00	0.00	(7,485.00)	639255 Tree Spraying	11,040.00	3,555.00	(7,485.00)	13,000.00
0.00	0.00	0.00	639350 Brush Control	0.00	0.00	0.00	34,000.00
26,535.00	18,375.00	(8,160.00)	TOTAL 05 Landscaping	129,646.68	115,241.31	(14,405.37)	287,500.00
<u>11 Administration</u>							
586.67	1,333.00	746.33	650000 Administrative Expenses	6,134.61	8,002.00	1,867.39	16,000.00
0.00	0.00	0.00	650825 Annual Meeting	0.00	0.00	0.00	2,000.00
5,200.00	1,667.00	(3,533.00)	651000 Professional Fees	13,000.00	22,158.00	9,158.00	32,160.00
0.00	0.00	0.00	651550 Review /Audit Fee	950.00	1,000.00	50.00	1,000.00
0.00	292.00	292.00	651750 Legal Fees	0.00	1,748.00	1,748.00	3,500.00
0.00	75.00	75.00	651800 Collection Expense	425.00	450.00	25.00	900.00
0.00	0.00	0.00	651850 Reserve Study	0.00	800.00	800.00	800.00
637.91	845.00	207.09	654000 Insurance	3,693.05	5,070.00	1,376.95	10,140.00
0.00	0.00	0.00	657000 Social Fund	0.00	0.00	0.00	19,500.00
0.00	0.00	0.00	658500 Income Taxes	1,600.00	0.00	(1,600.00)	0.00
2,850.00	2,850.00	0.00	661000 Property Management	17,097.00	17,097.00	0.00	34,197.00
500.00	500.00	0.00	661030 Arch Maintenance Fee	3,000.00	3,000.00	0.00	6,000.00
9,774.58	7,562.00	(2,212.58)	TOTAL 11 Administration	45,899.66	59,325.00	13,425.34	126,197.00
<u>21 Cost Center 1</u>							
(19,352.00)	(19,352.00)	0.00	810000 CC1 Income - The Villas	(116,112.00)	(116,112.00)	0.00	(232,224.00)
0.00	83.00	83.00	810080 CC1 Electricity	165.13	502.00	336.87	1,000.00
2,779.00	1,750.00	(1,029.00)	810110 CC1 Lndscp Supplies	41,612.85	10,500.00	(31,112.85)	21,000.00
4,355.00	3,065.00	(1,290.00)	810180 CC1 Water	19,770.02	18,392.00	(1,378.02)	36,782.00
8,800.00	9,064.00	264.00	810280 CC1 Landscaping	54,493.00	54,384.00	(109.00)	108,768.00
400.00	400.00	0.00	810340 CC1 Management Fee	2,400.00	2,400.00	0.00	4,800.00
0.00	542.00	542.00	810370 CC1 Repairs & Maintenance	8,751.78	3,248.00	(5,503.78)	6,500.00
2,160.00	0.00	(2,160.00)	810420 CC1 Tree Trimming	16,598.57	14,438.57	(2,160.00)	29,770.00
1,967.00	1,967.00	0.00	910060 CC1R Gen Replacement	11,802.00	11,802.00	0.00	23,604.00

Bridges Comm Assoc Budget Comparison

Period 5/26/2022 To 6/25/2022 11:59:00 PM

Current Month Operating			Year to Date Operating				
Actual	Budget	\$ Var		Actual	Budget	\$ Var	Annual
1,109.00	(2,481.00)	(3,590.00)	TOTAL 21 Cost Center 1	39,481.35	(445.43)	(39,926.78)	0.00
			<u>22 Cost Center 2</u>				
(3,751.00)	(3,751.00)	0.00	820000 CC2 Income - The Groves	(22,506.00)	(22,506.00)	0.00	(45,012.00)
194.90	1,958.00	1,763.10	820050 CC2 Water	9,636.41	11,752.00	2,115.59	23,500.00
11.86	11.00	(0.86)	820070 CC2 Electricity	72.81	69.00	(3.81)	135.00
1,400.00	1,300.00	(100.00)	820210 CC2 Landscaping	12,523.56	7,800.00	(4,723.56)	15,600.00
300.00	300.00	0.00	820260 CC2 Management Fee	1,800.00	1,800.00	0.00	3,600.00
181.00	181.00	0.00	920060 CC2R Gen Replacement	1,091.00	1,091.00	0.00	2,177.00
(1,663.24)	(1.00)	1,662.24	TOTAL 22 Cost Center 2	2,617.78	6.00	(2,611.78)	0.00
			<u>23 Cost Center 3</u>				
(624.00)	(720.00)	(96.00)	830000 CC3 Income - The Tennis Center	(3,744.00)	(4,320.00)	(576.00)	(8,640.00)
0.00	20.00	20.00	830030 CC3 Electricity	0.00	120.00	120.00	240.00
0.00	60.00	60.00	830040 CC3 Water	0.00	360.00	360.00	720.00
0.00	300.00	300.00	830080 CC3 Landscaping	0.00	1,800.00	1,800.00	3,600.00
100.00	100.00	0.00	830210 CC3 Management Fee	600.00	600.00	0.00	1,200.00
240.00	240.00	0.00	930020 CC3R Gen Replacement	1,440.00	1,440.00	0.00	2,880.00
(284.00)	0.00	284.00	TOTAL 23 Cost Center 3	(1,704.00)	0.00	1,704.00	0.00
			<u>50 Reserve Contributions</u>				
6,694.00	6,694.00	0.00	901110 General Replacement	40,159.00	40,159.00	0.00	80,323.00
6,694.00	6,694.00	0.00	TOTAL 50 Reserve Contributions	40,159.00	40,159.00	0.00	80,323.00
126,324.86	114,062.00	(12,262.86)	TOTAL Expense	757,325.50	717,747.88	(39,577.62)	1,500,960.00
(1,078.82)	11,018.00	(12,096.82)	Net Income/(Loss)	(4,704.42)	32,732.12	(37,436.54)	0.00

Annualized Income Statement Act & Budget
Bridges Comm Assoc

Posted 5/26/2022 To 6/25/2022 11:59:00 PM

Operating

	January	February	March	April	May	June	July	August	September	October	November	December	Total	Budget
INCOME														
<u>Assessments</u>														
Assessment Income	125,080.00	125,080.00	125,080.00	125,080.00	125,080.00	125,080.00	125,080.00	125,080.00	125,080.00	125,080.00	125,080.00	125,080.00	1,500,960.00	1,500,960.00
TOTAL Assessments	125,080.00	125,080.00	125,080.00	125,080.00	125,080.00	125,080.00	125,080.00	125,080.00	125,080.00	125,080.00	125,080.00	125,080.00	1,500,960.00	1,500,960.00
<u>Other Income</u>														
Unrefundable	0.00	515.00	0.00	1,030.00	0.00	0.00	0.00	0.00	0.00	0.00	0.00	0.00	1,545.00	0.00
Late Charges	0.00	0.00	0.00	20.00	(20.00)	90.00	0.00	0.00	0.00	0.00	0.00	0.00	90.00	0.00
Collection Reimbursement	250.00	100.00	50.00	(75.00)	100.00	75.00	0.00	0.00	0.00	0.00	0.00	0.00	500.00	0.00
Interest Income	1.04	1.03	0.93	1.04	1.00	1.04	0.00	0.00	0.00	0.00	0.00	0.00	6.08	0.00
TOTAL Other Income	251.04	616.03	50.93	976.04	81.00	166.04	0.00	0.00	0.00	0.00	0.00	0.00	2,141.08	0.00
TOTAL INCOME	125,331.04	125,696.03	125,130.93	126,056.04	125,161.00	125,246.04	125,080.00	125,080.00	125,080.00	125,080.00	125,080.00	125,080.00	1,503,101.08	1,500,960.00
EXPENSES														
<u>03 Utilities</u>														
Electricity	393.87	427.85	458.37	407.44	405.05	379.36	363.00	363.00	363.00	363.00	363.00	363.00	4,649.94	4,350.00
Water Irrigation	11,411.35	2,414.41	6,819.90	9,419.37	9,863.62	10,564.39	9,773.00	9,773.00	9,773.00	9,773.00	9,773.00	9,773.00	109,131.04	117,270.00
TOTAL 03 Utilities	11,805.22	2,842.26	7,278.27	9,826.81	10,268.67	10,943.75	10,136.00	10,136.00	10,136.00	10,136.00	10,136.00	10,136.00	113,780.98	121,620.00
<u>04 Common Area Maintenance</u>														
Repairs & Maintenance	5,055.85	850.00	0.00	850.00	1,525.00	1,294.59	1,833.00	1,833.00	1,833.00	1,833.00	1,833.00	1,833.00	20,573.44	22,000.00
Private Streets & Driveway	1,884.75	1,884.75	1,884.75	1,929.63	1,929.63	1,974.50	1,792.00	1,792.00	1,792.00	1,792.00	1,792.00	1,792.00	22,240.01	21,500.00
Shared Use Expense	70,026.68	70,026.68	72,573.40	70,026.68	70,026.68	70,026.68	70,027.00	70,027.00	70,027.00	70,027.00	70,027.00	70,027.00	842,868.80	840,320.00
Pest Control	2,800.00	0.00	1,609.80	15.10	144.90	(80.00)	125.00	125.00	125.00	125.00	125.00	125.00	5,239.80	1,500.00
TOTAL 04 Common Area Maintenance	79,767.28	72,761.43	76,067.95	72,821.41	73,626.21	73,215.77	73,777.00	73,777.00	73,777.00	73,777.00	73,777.00	73,777.00	890,922.05	885,320.00
<u>05 Landscaping</u>														
Landscaping	15,720.70	23,370.00	7,810.00	15,840.00	17,120.00	17,970.00	16,667.00	16,667.00	16,667.00	16,667.00	16,667.00	16,667.00	197,832.70	200,000.00
Landscape Supplies	6,790.00	5,960.00	4,230.00	1,280.00	0.00	1,080.00	1,708.00	1,708.00	1,708.00	1,708.00	1,708.00	1,708.00	29,588.00	20,500.00
Tree Service	748.67	0.00	687.31	0.00	0.00	0.00	0.00	0.00	0.00	0.00	0.00	18,563.69	19,999.67	20,000.00
Tree Spraying	0.00	0.00	0.00	0.00	3,555.00	7,485.00	0.00	0.00	0.00	0.00	0.00	9,445.00	20,485.00	13,000.00
Brush Control	0.00	0.00	0.00	0.00	0.00	0.00	0.00	0.00	0.00	0.00	0.00	34,000.00	34,000.00	34,000.00
TOTAL 05 Landscaping	23,259.37	29,330.00	12,727.31	17,120.00	20,675.00	26,535.00	18,375.00	18,375.00	18,375.00	18,375.00	18,375.00	18,375.00	301,905.37	287,500.00
<u>11 Administration</u>														

Annualized Income Statement Act & Budget
Bridges Comm Assoc

Posted 5/26/2022 To 6/25/2022 11:59:00 PM

Operating

	January	February	March	April	May	June	July	August	September	October	November	December	Total	Budget
Administrative Expenses	2,404.38	618.92	769.79	595.50	1,159.35	586.67	1,333.00	1,333.00	1,333.00	1,333.00	1,333.00	1,333.00	14,132.61	16,000.00
Annual Meeting	0.00	0.00	0.00	0.00	0.00	0.00	0.00	0.00	0.00	0.00	0.00	2,000.00	2,000.00	2,000.00
Professional Fees	0.00	2,600.00	2,600.00	2,600.00	0.00	5,200.00	1,667.00	1,667.00	1,667.00	1,667.00	1,667.00	1,667.00	23,002.00	32,160.00
Bank Charges	0.00	0.00	0.00	0.00	0.00	0.00	0.00	0.00	0.00	0.00	0.00	0.00	0.00	0.00
Review /Audit Fee	0.00	0.00	0.00	950.00	0.00	0.00	0.00	0.00	0.00	0.00	0.00	0.00	950.00	1,000.00
Legal Fees	0.00	0.00	0.00	0.00	0.00	0.00	292.00	292.00	292.00	292.00	292.00	292.00	1,752.00	3,500.00
Collection Expense	250.00	100.00	50.00	0.00	25.00	0.00	75.00	75.00	75.00	75.00	75.00	75.00	875.00	900.00
Reserve Study	1,650.00	0.00	(1,650.00)	0.00	0.00	0.00	0.00	0.00	0.00	0.00	0.00	0.00	0.00	800.00
Insurance	593.08	593.08	593.08	589.25	686.65	637.91	845.00	845.00	845.00	845.00	845.00	845.00	8,763.05	10,140.00
Social Fund	0.00	0.00	0.00	0.00	0.00	0.00	0.00	0.00	0.00	0.00	0.00	19,500.00	19,500.00	19,500.00
Income Taxes	0.00	0.00	0.00	1,600.00	0.00	0.00	0.00	0.00	0.00	0.00	0.00	0.00	1,600.00	0.00
Property Management	2,850.00	2,850.00	2,847.00	2,850.00	2,850.00	2,850.00	2,850.00	2,850.00	2,850.00	2,850.00	2,850.00	2,850.00	34,197.00	34,197.00
Arch Maintenance Fee	500.00	500.00	500.00	500.00	500.00	500.00	500.00	500.00	500.00	500.00	500.00	500.00	6,000.00	6,000.00
TOTAL 11 Administration	8,247.46	7,262.00	5,709.87	9,684.75	5,221.00	9,774.58	7,562.00	7,562.00	7,562.00	7,562.00	7,562.00	29,062.00	112,771.66	126,197.00
21 Cost Center 1														
CC1 Income - The Villas	(19,352.00)	(19,352.00)	(19,352.00)	(19,352.00)	(19,352.00)	(19,352.00)	(19,352.00)	(19,352.00)	(19,352.00)	(19,352.00)	(19,352.00)	(19,352.00)	(232,224.00)	(232,224.00)
CC1 Electricity	77.56	87.57	0.00	0.00	0.00	0.00	83.00	83.00	83.00	83.00	83.00	83.00	663.13	1,000.00
CC1 Lndscp Supplies	26,960.00	0.00	3,300.00	5,563.85	3,010.00	2,779.00	1,750.00	1,750.00	1,750.00	1,750.00	1,750.00	1,750.00	52,112.85	21,000.00
CC1 Water	4,336.81	1,205.06	3,460.33	2,529.43	3,883.39	4,355.00	3,065.00	3,065.00	3,065.00	3,065.00	3,065.00	3,065.00	38,160.02	36,782.00
CC1 Landscaping	8,800.00	8,800.00	8,800.00	8,800.00	10,493.00	8,800.00	9,064.00	9,064.00	9,064.00	9,064.00	9,064.00	9,064.00	108,877.00	108,768.00
CC1 Management Fee	400.00	400.00	400.00	400.00	400.00	400.00	400.00	400.00	400.00	400.00	400.00	400.00	4,800.00	4,800.00
CC1 Repairs & Maintencanc	4,140.00	4,611.78	0.00	0.00	0.00	0.00	542.00	542.00	542.00	542.00	542.00	542.00	12,003.78	6,500.00
CC1 Tree Trimming	4,970.95	3,596.67	3,980.95	1,890.00	0.00	2,160.00	0.00	0.00	0.00	0.00	0.00	15,331.43	31,930.00	29,770.00
CC1R Gen Replacement	1,967.00	1,967.00	1,967.00	1,967.00	1,967.00	1,967.00	1,967.00	1,967.00	1,967.00	1,967.00	1,967.00	1,967.00	23,604.00	23,604.00
TOTAL 21 Cost Center 1	32,300.32	1,316.08	2,556.28	1,798.28	401.39	1,109.00	(2,481.00)	(2,481.00)	(2,481.00)	(2,481.00)	(2,481.00)	12,850.43	39,926.78	0.00
22 Cost Center 2														
CC2 Income - The Groves	(3,751.00)	(3,751.00)	(3,751.00)	(3,751.00)	(3,751.00)	(3,751.00)	(3,751.00)	(3,751.00)	(3,751.00)	(3,751.00)	(3,751.00)	(3,751.00)	(45,012.00)	(45,012.00)
CC2 Water	6,404.54	895.95	688.83	970.14	482.05	194.90	1,958.00	1,958.00	1,958.00	1,958.00	1,958.00	1,958.00	21,384.41	23,500.00
CC2 Electricity	12.03	12.44	12.16	12.16	12.16	11.86	11.00	11.00	11.00	11.00	11.00	11.00	138.81	135.00
CC2 Landscaping	1,300.00	3,050.00	1,400.00	1,400.00	3,973.56	1,400.00	1,300.00	1,300.00	1,300.00	1,300.00	1,300.00	1,300.00	20,323.56	15,600.00

Annualized Income Statement Act & Budget
Bridges Comm Assoc

Posted 5/26/2022 To 6/25/2022 11:59:00 PM

Operating														
	January	February	March	April	May	June	July	August	September	October	November	December	Total	Budget
CC2 Management Fee	300.00	300.00	300.00	300.00	300.00	300.00	300.00	300.00	300.00	300.00	300.00	300.00	3,600.00	3,600.00
CC2R Gen Replacement	186.00	181.00	181.00	181.00	181.00	181.00	181.00	181.00	181.00	181.00	181.00	181.00	2,177.00	2,177.00
TOTAL 22 Cost Center 2	4,451.57	688.39	(1,169.01)	(887.70)	1,197.77	(1,663.24)	(1.00)	(1.00)	(1.00)	(1.00)	(1.00)	(1.00)	2,611.78	0.00
23 Cost Center 3														
CC3 Income - The Tennis C	(624.00)	(624.00)	(624.00)	(624.00)	(624.00)	(624.00)	(720.00)	(720.00)	(720.00)	(720.00)	(720.00)	(720.00)	(8,064.00)	(8,640.00)
CC3 Electricity	0.00	0.00	0.00	0.00	0.00	0.00	20.00	20.00	20.00	20.00	20.00	20.00	120.00	240.00
CC3 Water	0.00	0.00	0.00	0.00	0.00	0.00	60.00	60.00	60.00	60.00	60.00	60.00	360.00	720.00
CC3 Landscaping	0.00	0.00	0.00	0.00	0.00	0.00	300.00	300.00	300.00	300.00	300.00	300.00	1,800.00	3,600.00
CC3 Management Fee	100.00	100.00	100.00	100.00	100.00	100.00	100.00	100.00	100.00	100.00	100.00	100.00	1,200.00	1,200.00
CC3R Gen Replacement	240.00	240.00	240.00	240.00	240.00	240.00	240.00	240.00	240.00	240.00	240.00	240.00	2,880.00	2,880.00
TOTAL 23 Cost Center 3	(284.00)	(284.00)	(284.00)	(284.00)	(284.00)	(284.00)	0.00	0.00	0.00	0.00	0.00	0.00	(1,704.00)	0.00
50 Reserve Contributions														
General Replacement	6,689.00	6,694.00	6,694.00	6,694.00	6,694.00	6,694.00	6,694.00	6,694.00	6,694.00	6,694.00	6,694.00	6,694.00	80,323.00	80,323.00
TOTAL 50 Reserve Contrib	6,689.00	6,694.00	6,694.00	6,694.00	6,694.00	6,694.00	6,694.00	6,694.00	6,694.00	6,694.00	6,694.00	6,694.00	80,323.00	80,323.00
TOTAL EXPENSES	166,236.22	120,610.16	109,580.67	116,773.55	117,800.04	126,324.86	114,062.00	114,062.00	114,062.00	114,062.00	114,062.00	212,902.12	1,540,537.62	1,500,960.00
Net Revenue / Expense	(40,905.18)	5,085.87	15,550.26	9,282.49	7,360.96	(1,078.82)	11,018.00	11,018.00	11,018.00	11,018.00	11,018.00	(87,822.12)	(37,436.54)	0.00

Statement of Cash Flow

Monday, July 18, 2022

15:27

Posted 5/26/2022 To 6/25/2022 11:59:00 PM

Bridges Comm Assoc

Cash Flows from Operating Activities

Current Year Net Income/(Loss)	(1,078.82)
Add(Deduct) to reconcile Net Income to Net Cash Flow	
Changes in Current Assets	
Accounts Receivable	(89.70)
Subtotal Changes in Current Assets	(89.70)
Changes in Current Liabilities	
Prepaid Assessments	(8,805.66)
Subtotal Changes in Current Liabilities	(8,805.66)
Net Increase (Decrease) in Cash	(9,974.18)
Cash, Beginning of Month	195,440.07
Cash, End of Month	185,465.89

Posted Date 06/25/2022

Bridges Comm Assoc

Acct #	Type	Status	Resident Contact	Current	30 - 59 Days	60 - 89 Days	>90 Days	Balance
223171	Owner		Pure,Pamela J	868.00	868.00	0.00	0.00	1,736.00
237305	Owner		Stone,James Francis	893.00	0.00	0.00	0.00	893.00
208894	Owner		Newell,Susan Korba	893.00	0.00	0.00	0.00	893.00
233624	Owner	30 Day Right To Dispute	Jaybird (Russell),Trust	565.00	30.00	0.00	0.00	595.00
231747	Owner		Webster,Trust	565.00	0.00	0.00	0.00	565.00
233000	Owner		Ayers,Robert L	90.00	0.00	0.00	0.00	90.00
219343	Owner		Ostlund,Trust	90.00	0.00	0.00	0.00	90.00
235067	Owner		Harris,Ronald J	90.00	0.00	0.00	0.00	90.00
153591	Owner		L & S Holdings,Trust	90.00	0.00	0.00	0.00	90.00
164980	Owner		Stockmal,Craig H	0.00	0.00	0.00	42.00	42.00
197072	Owner		Kounjian,Michael Peter	0.00	35.00	0.00	0.00	35.00
233990	Owner		Hoffman,Trust	30.00	0.00	0.00	0.00	30.00
107673	Owner		Gordon,Michael	20.00	0.00	0.00	0.00	20.00
107727	Owner		Kennedy,John	10.00	0.00	0.00	0.00	10.00
237763	Owner		Roos,Trust	10.00	0.00	0.00	0.00	10.00
Count:	15			4,214.00	933.00	0.00	42.00	5,189.00

Property Totals

# Units	# Builder	# Resident	# Owners	# Offsite	Owner Ratio
239	0	238	151	87	63.45%

Charge Code Summary

Description	G/L Acct #	Amount
Assessment	110000	3,632.00
Cost Center 1 Assessment	110000	1,342.00
Courtesy Late Notice	110000	125.00
Late Fee	110000	90.00
		<u>5,189.00</u>

Aging Prepaid

Monday, July 18, 2022

15:27

Posted Date 06/25/2022

Bridges Comm Assoc

Acct #	Type	Status	Resident Contact	Current	30 - 59 Days	60 - 89 Days	>90 Days	Balance
204464	Owner		Drawdy,Susan A	-9.00	0.00	0.00	0.00	-9.00
210362	Owner		Meyers,Trust	-10.00	0.00	0.00	0.00	-10.00
150675	Owner		Bernard,Trust	0.00	-22.00	0.00	0.00	-22.00
233906	Owner		Murphy,William H	-30.00	0.00	0.00	0.00	-30.00
195530	Owner		Kil III,Hary Skip	-45.00	0.00	0.00	0.00	-45.00
233371	Owner		18363 Calle La Serra,LLC	0.00	0.00	-55.00	0.00	-55.00
145582	Owner		Beltran,Robert R	0.00	-215.00	0.00	0.00	-215.00
234148	Owner		Lefton,Trust	-240.00	0.00	0.00	0.00	-240.00
225581	Owner		Alamos Americas LLC,	-400.00	0.00	0.00	0.00	-400.00
107782	Owner		Abrams,Kenneth Lee	0.00	0.00	0.00	-410.25	-410.25
230614	Owner		Kelly,Scott	-425.00	0.00	0.00	0.00	-425.00
211593	Owner		Hoffman,Trust	-509.00	0.00	0.00	0.00	-509.00
235219	Owner		O'Brien,Trust	-515.00	0.00	0.00	0.00	-515.00
241224	Owner		Wyatt,Ryan Christopher	-530.00	0.00	0.00	0.00	-530.00
238326	Owner		Glover,Trust	-530.00	0.00	0.00	0.00	-530.00
231412	Owner		Adkinson,Trust	-530.00	0.00	0.00	0.00	-530.00
212159	Owner		Wierenga,Trust	-530.00	0.00	0.00	0.00	-530.00
107737	Owner		Weissman,Stewart J	-530.00	0.00	0.00	0.00	-530.00
184732	Owner		The Kim Family Trust,	-530.00	0.00	0.00	0.00	-530.00
107709	Owner		Murphy,Trust	-530.00	0.00	0.00	0.00	-530.00
160719	Owner		Pfleger,Trust	-545.00	0.00	0.00	0.00	-545.00
210160	Owner		Roeglin,Gene	-545.00	-30.00	0.00	0.00	-575.00
208414	Owner		Mardikian,John	-676.00	0.00	0.00	0.00	-676.00
210189	Owner		All Channels Media Holdings	-438.00	-346.00	0.00	0.00	-784.00
210188	Owner		Williams ,Dennis B	-525.00	-320.00	0.00	0.00	-845.00
238373	Owner		Lyles,Robert A	-858.00	0.00	0.00	0.00	-858.00
107685	Owner		Stamper Trustee,Jerry L	-858.00	0.00	0.00	0.00	-858.00
107786	Owner		Koenig,Miguel	-871.00	0.00	0.00	0.00	-871.00
139866	Owner		Alhamrani,Ann M	-557.00	-350.00	0.00	0.00	-907.00
192729	Owner		Weiskopf,Richard B	0.00	-1,060.00	0.00	0.00	-1,060.00
200091	Owner		Robros LLC,	-1,105.00	0.00	0.00	0.00	-1,105.00
201110	Owner		Millar,Trust	0.00	-1,716.00	0.00	0.00	-1,716.00
167031	Owner		Hoss,Trust	-1,874.34	0.00	0.00	0.00	-1,874.34
230238	Owner		Howerton,Trust	0.00	0.00	0.00	-2,120.00	-2,120.00
158912	Owner		Randall E Woods	0.00	-1,070.00	-1,512.26	0.00	-2,582.26
206754	Owner		Phillips,Trust	0.00	-3,180.00	0.00	0.00	-3,180.00
107757	Owner		Shane Ryan Properties LLC,	-910.00	-910.00	-910.00	-493.00	-3,223.00
135138	Owner		Watanabe Consulting LLC,	0.00	0.00	0.00	-4,295.00	-4,295.00
150271	Owner		Leavitt,William D	0.00	0.00	-5,148.00	0.00	-5,148.00
211774	Owner		Glomsrud,Trust	0.00	0.00	0.00	-5,148.00	-5,148.00

Aging Prepaid

Monday, July 18, 2022

15:27

Posted Date 06/25/2022

Bridges Comm Assoc

Acct #	Type	Status	Resident Contact	Current	30 - 59 Days	60 - 89 Days	>90 Days	Balance
Count: 40				-15,655.34	-9,219.00	-7,625.26	-12,466.25	-44,965.85

Property Totals

# Units	# Builder	# Resident	# Owners	# Offsite	Owner Ratio
239	0	238	151	87	63.45%

Charge Code Summary

Description	G/L Acct #	Amount
Payment	100000	-44,965.85
		-44,965.85

Bridges Comm Assoc

Bank Reconciliation

Bank: CIT Checking Account: *****5808

Statement Date: 6/25/2022

G/L Balance: 63,664.02
Statement Balance: 166,380.31

Item	Date	Check #	Amount	Balance
			Previous Balance:	194,627.03
The Bridges	5/18/2022	31373	-9,082.00	185,545.03
Cleanlot Maintenance Svcs	5/19/2022	31375	-1,929.63	183,615.40
The Bridges Club	5/19/2022	31377	-1,400.00	182,215.40
The Bridges Club	5/19/2022	31376	-965.71	181,249.69
The Bridges Club	5/20/2022	31382	-2,573.56	178,676.13
C. Casey Landscape Construction Inc.	5/20/2022	31379	-17,450.00	161,226.13
C. Casey Landscape Construction Inc.	5/20/2022	31380	-5,378.00	155,848.13
The Bridges Club	5/20/2022	31381	-3,440.00	152,408.13
Ridgewood Tree Care	5/20/2022	31378	-3,555.00	148,853.13
Rockey Murata Landscape Maint Inc	5/20/2022	31383	-4,600.00	144,253.13
San Diego Gas & Electric	5/25/2022	Auto	-27.85	144,225.28
San Diego Gas & Electric	5/25/2022	Auto	-22.99	144,202.29
The Bridges Club	5/25/2022	31386	-67,885.49	76,316.80
San Diego Gas & Electric	5/25/2022	Auto	-106.56	76,210.24
San Diego Gas & Electric	5/25/2022	Auto	-120.02	76,090.22
Walters Management	5/25/2022	Auto	-170.00	75,920.22
San Diego Gas & Electric	5/25/2022	Auto	-12.16	75,908.06
San Diego Gas & Electric	5/25/2022	Auto	-40.13	75,867.93
The Bridges Club	5/25/2022	31387	-2,141.19	73,726.74
San Diego Gas & Electric	5/25/2022	Auto	-75.06	73,651.68
San Diego Gas & Electric	5/25/2022	Auto	-12.44	73,639.24
Walters Management	6/6/2022	Auto	-4,270.00	69,369.24
UgMO Technologies	6/13/2022	31388	-1,280.00	68,089.24
Pacific Backflow Company Inc	6/13/2022	31389	-585.00	67,504.24
Dennis B Williams	6/13/2022	31392	-750.00	66,754.24
C. Casey Landscape Construction Inc.	6/14/2022	31396	-17,450.00	49,304.24
KJA Consulting	6/14/2022	31394	-5,200.00	44,104.24
C. Casey Landscape Construction Inc.	6/14/2022	31395	-3,859.00	40,245.24
Olivenhain Municipal Water District	6/15/2022	Auto	-194.90	40,050.34
Walters Management	6/15/2022	Auto	-456.67	39,593.67
Farmers Insurance Exchange	6/22/2022	Auto	-637.91	38,955.76
Olivenhain Municipal Water District	6/22/2022	Auto	-13,616.99	25,338.77
		Total Checks:	-169,288.26	
Lockbox	5/26/2022		1,386.00	26,724.77
Lockbox	5/27/2022		7,111.00	33,835.77
Lockbox	5/31/2022		3,641.00	37,476.77
Lockbox	6/1/2022		13,733.00	51,209.77
Lockbox	6/2/2022		8,187.00	59,396.77
Lockbox	6/3/2022		23,850.30	83,247.07
Adjustment Batch	6/6/2022		-858.00	82,389.07
Lockbox	6/6/2022		50,274.00	132,663.07

* voided check

7/18/2022 3:27:55 PM

Bridges Comm Assoc

Bank Reconciliation

Lockbox	6/7/2022	6,108.00	138,771.07
Lockbox	6/8/2022	1,560.00	140,331.07
Lockbox	6/9/2022	4,210.00	144,541.07
Lockbox	6/10/2022	3,836.00	148,377.07
Lockbox	6/13/2022	5,097.00	153,474.07
Lockbox	6/14/2022	858.00	154,332.07
Lockbox	6/15/2022	1,373.00	155,705.07
Lockbox	6/16/2022	1,401.00	157,106.07
Lockbox	6/17/2022	1,674.00	158,780.07
Lockbox	6/21/2022	1,874.34	160,654.41
Lockbox	6/23/2022	1,060.00	161,714.41
Lockbox	6/24/2022	4,451.00	166,165.41
Bank Reconcile: Service Fee Charge	6/25/2022	-10.00	166,155.41
Home Team Pest Credit for Chk#31385 5/23/22	6/25/2022	80.00	166,235.41
Home Team Pest Credit for Chk#31384 5/23/22	6/25/2022	64.90	166,300.31
Home Team Pest Credit for Chk#31358 4/20/22	6/25/2022	80.00	166,380.31
Total Deposits / Adjustments:		141,041.54	
		Statement Balance:	166,380.31

Voided Checks In Period:

Check #	Date	Reference	Voided Checks
* 31390	6/13/2022	Dennis B Williams	750.00
* 31391	6/13/2022	The Bridges	9,082.00
			9,832.00

Outstanding Items:

Check #	Date	Reference	Uncleared Checks
31393	6/13/2022	The Bridges	9,082.00
31397	6/22/2022	Home Team Pest Defense	80.00
31398	6/22/2022	Home Team Pest Defense	64.90
31399	6/23/2022	Pacific Backflow Company Inc	709.59
31400	6/23/2022	Cleanlot Maintenance Svcs	1,974.50
31401	6/23/2022	The Bridges Club	1,400.00
31402	6/23/2022	The Bridges Club	1,302.40
31403	6/24/2022	Ridgewood Tree Care	4,155.00
31404	6/24/2022	Rockey Murata Landscape Maint Inc	4,600.00
31405	6/24/2022	The Bridges Club	3,440.00
31406	6/24/2022	The Bridges Club	67,885.49
31407	6/24/2022	The Bridges Club	2,141.19
31408	6/24/2022	Ridgewood Tree Care	3,810.00
31409	6/24/2022	The Bridges Club	1,680.00
Auto	6/24/2022	San Diego Gas & Electric	100.05
Auto	6/24/2022	San Diego Gas & Electric	12.49
Auto	6/24/2022	San Diego Gas & Electric	22.21
Auto	6/24/2022	San Diego Gas & Electric	75.40
Auto	6/24/2022	San Diego Gas & Electric	103.18
Auto	6/24/2022	San Diego Gas & Electric	11.86
Auto	6/24/2022	San Diego Gas & Electric	26.58
Auto	6/24/2022	San Diego Gas & Electric	39.45

* voided check

Bridges Comm Assoc
Bank Reconciliation

102,716.29

Bank Reconciliation Summary: CIT Checking Account: ***5808**

G/L Balance:	63,664.02
Uncleared Checks, Credits:	102,716.29
Uncleared Deposits, Debits:	0.00
G/L Difference:	166,380.31
Statement Balance:	166,380.31
G/L and Balance Difference:	0.00



PO Box 64084
 Phoenix, AZ 85082
 866.800.4656 (toll free)

Primary Account Number Ending In
 Statement Date

5808
 Jun 26, 2022
 Page 1 of 7

999-00000-000000

THE BRIDGES COMMUNITY ASSOCIATION
 C/O WALTERS MANAGEMENT COMPANY
 9665 CHESAPEAKE DR STE 300
 SAN DIEGO CA 92123-1364

*******5808 - CAB CHECKING**

Beginning Balance	\$194,627.03	Average Daily Balance	\$185,025.96
Total Deposits	\$141,909.54	Year-To-Date Interest Paid	\$0.00
Total Withdrawals	\$170,156.26	Days in Statement Period	32
Interest Paid	\$0.00	Annual Percentage Yield Earned	0.00%
Ending Balance	\$166,380.31		

TRANSACTION DETAIL

DEPOSITS/CREDITS

Date	Description	Amount
05/26	LOCKBOX DEPOSIT	\$1,386.00
05/27	LOCKBOX DEPOSIT	\$7,111.00
05/31	LOCKBOX DEPOSIT	\$3,641.00
06/01	LOCKBOX DEPOSIT	\$13,733.00
06/02	LOCKBOX DEPOSIT	\$8,187.00
06/03	LOCKBOX DEPOSIT	\$23,850.30
06/06	THE BRIDGES COMM ASSOC PMT 330848277 -SETT-A228SFTP5	\$40,266.00
06/06	LOCKBOX DEPOSIT	\$10,008.00
06/07	LOCKBOX DEPOSIT	\$6,108.00
06/08	LOCKBOX DEPOSIT	\$1,560.00
06/09	LOCKBOX DEPOSIT	\$4,210.00
06/10	LOCKBOX DEPOSIT	\$3,836.00
06/13	LOCKBOX DEPOSIT	\$5,097.00
06/14	LOCKBOX DEPOSIT	\$858.00
06/15	LOCKBOX DEPOSIT	\$1,373.00
06/16	LOCKBOX DEPOSIT	\$1,401.00
06/17	LOCKBOX DEPOSIT	\$1,674.00
06/21	LOCKBOX DEPOSIT	\$1,874.34
06/23	LOCKBOX DEPOSIT	\$1,060.00

DEPOSITS/CREDITS

Date	Description	Amount
06/23	GY315 24441 HOME TEAM PEST D V31385	\$80.00
06/23	GY315 24441 HOME TEAM PEST D V31358	\$80.00
06/23	GY315 24441 HOME TEAM PEST D V31384	\$64.90
06/24	LOCKBOX DEPOSIT	\$4,451.00

WITHDRAWALS/DEBITS

Date	Description	Amount
05/26	SD GAS & ELEC PAID SDGE OMAHA #####405819	\$12.16
05/26	SD GAS & ELEC PAID SDGE OMAHA #####206448	\$12.44
05/26	SD GAS & ELEC PAID SDGE OMAHA #####679120	\$22.99
05/26	SD GAS & ELEC PAID SDGE OMAHA #####049936	\$27.85
05/26	SD GAS & ELEC PAID SDGE OMAHA #####476703	\$40.13
05/26	SD GAS & ELEC PAID SDGE OMAHA #####613413	\$75.06
05/26	SD GAS & ELEC PAID SDGE OMAHA #####913766	\$106.56
05/26	SD GAS & ELEC PAID SDGE OMAHA #####558733	\$120.02
06/01	THE WALTERS MANA EOM THE BRIDGES RSF 258	\$170.00
06/07	ROSE R14 REPDEC 6393912503 107769	\$858.00
06/07	THE WALTERS MANA MGMT FEE THE BRIDGES RSF 258	\$4,270.00
06/08	ACHRET 107769 ROSE	\$10.00
06/13	888C508856550589 24441	\$1,280.00

WITHDRAWALS/DEBITS


Date	Description	Amount
	UGMO TECHNOLOGIE V31388	
06/15	OLIVENHAIN WATER WATER BILL THE BRIDGES AT RSF COM 120510	\$194.90
06/22	OLIVENHAIN WATER WATER BILL THE BRIDGES AT RSF COM 122490	\$278.83
06/22	THE WALTERS MANA CHARGEBACK THE BRIDGES RSF 258	\$456.67
06/22	FARMERS INS EXCH INSPAYMENT THE BRIDGES COMMUNITY #####778001000	\$637.91
06/22	OLIVENHAIN WATER WATER BILL THE BRIDGES AT RSF COM 121265	\$823.08
06/22	OLIVENHAIN WATER WATER BILL THE BRIDGES AT RSF COM 120995	\$1,682.39
06/22	OLIVENHAIN WATER WATER BILL THE BRIDGES AT RSF COM 122480	\$1,693.55
06/22	OLIVENHAIN WATER WATER BILL THE BRIDGES AT RSF COM 122615	\$2,111.53
06/22	OLIVENHAIN WATER WATER BILL THE BRIDGES AT RSF COM 122215	\$2,231.34
06/22	OLIVENHAIN WATER WATER BILL THE BRIDGES AT RSF COM 122365	\$2,314.54
06/22	OLIVENHAIN WATER WATER BILL THE BRIDGES AT RSF COM 122300	\$2,481.73

CHECKS (IN NUMERIC ORDER)


Date	Check #	Amount	Date	Check #	Amount
06/07	31373	\$9,082.00	06/02	31382	\$2,573.56
06/01	31375 *	\$1,929.63	06/06	31383	\$4,600.00
06/02	31376	\$965.71	06/02	31386 *	\$67,885.49
06/02	31377	\$1,400.00	06/02	31387	\$2,141.19
06/03	31378	\$3,555.00	06/23	31389 *	\$585.00
05/31	31379	\$17,450.00	06/21	31392 *	\$750.00
05/31	31380	\$5,378.00	06/24	31394 *	\$5,200.00
06/02	31381	\$3,440.00	06/23	31395	\$3,859.00

<u>Date</u>	<u>Check #</u>	<u>Amount</u>	<u>Date</u>	<u>Check #</u>	<u>Amount</u>
06/23	31396	\$17,450.00			


* Skip in check sequence




Ck #: 31373 06/07/2022 Amt: \$9,082.00




Ck #: 31375 06/01/2022 Amt: \$1,929.63




Ck #: 31376 06/02/2022 Amt: \$965.71




Ck #: 31377 06/02/2022 Amt: \$1,400.00




Ck #: 31378 06/03/2022 Amt: \$3,555.00




Ck #: 31379 05/31/2022 Amt: \$17,450.00




Ck #: 31380 05/31/2022 Amt: \$5,378.00




Ck #: 31381 06/02/2022 Amt: \$3,440.00




Ck #: 31382 06/02/2022 Amt: \$2,573.56



Ck #: 31383 06/06/2022 Amt: \$4,600.00



Ck #: 31386 06/02/2022 Amt: \$67,885.49



Ck #: 31387 06/02/2022 Amt: \$2,141.19

144303
MEMORANDUM
THE BRIDGES COMMUNITY ASSOCIATION
955 CHESAPEAKE DR. 303
SAN DIEGO, CA 92123-1364
955-495-0900

CIT BANK, N.A.
PASADENA, CA 91103
27-2881040

DATE 2022-06-13

PAY Five Hundred Eighty Five Dollars and 00/100 Cents
\$ *****885.00

TO THE ORDER OF

PACIFIC BACKFLOW COMPANY INC
1600 CORDWAY
OCEANVIEW, CA 92086-1303

Signature on File

Memo: BACKFLOW TESTING - MAY

⑆0000031389⑆ ⑆104002894⑆ ⑆78805808⑆

Ck #: 31389 06/23/2022 Amt: \$585.00

MEMORANDUM
THE BRIDGES COMMUNITY ASSOCIATION
955 CHESAPEAKE DR. 303
SAN DIEGO, CA 92123-1364
955-495-0900

CIT BANK, N.A.
PASADENA, CA 91103
27-2881040

DATE 2022-06-21

PAY SEVEN HUNDRED FIFTY DOLLARS AND 00/100

TO THE ORDER OF

Dennis S Williams
15571 Via Virgo
Rancho Santa Fe, CA 92081

Signature on File

Memo: PLANT REPLACEMENT AND IRRIGATION

⑆0000031392⑆ ⑆104002894⑆ ⑆78805808⑆

Ck #: 31392 06/21/2022 Amt: \$750.00

MEMORANDUM
THE BRIDGES COMMUNITY ASSOCIATION
955 CHESAPEAKE DR. 303
SAN DIEGO, CA 92123-1364
955-495-0900

CIT BANK, N.A.
PASADENA, CA 91103
27-2881040

DATE 2022-06-14

PAY Five Thousand Two Hundred Dollars and 00/100 Cents
\$ *****200.00

TO THE ORDER OF

MAR CONSULTING
1500 SANTA ANITA CT
SOLANA BEACH, CA 92701-4651

Signature on File

Memo: ONSITE CONSULTING

⑆0000031394⑆ ⑆104002894⑆ ⑆78805808⑆

Ck #: 31394 06/24/2022 Amt: \$5,200.00

MEMORANDUM
THE BRIDGES COMMUNITY ASSOCIATION
955 CHESAPEAKE DR. 303
SAN DIEGO, CA 92123-1364
955-495-0900

CIT BANK, N.A.
PASADENA, CA 91103
27-2881040

DATE 2022-06-14

PAY Three Thousand Eight Hundred Fifty Nine Dollars and 00/100 Cents
\$ *****859.00

TO THE ORDER OF

C. CASEY LANDSCAPE CONSTRUCTION INC.
746 CORTE CORTEZ
SAN MARINO, CA 91766-7943

Signature on File

Memo: PLANT REPLACEMENT AND IRRIGATION

⑆0000031395⑆ ⑆104002894⑆ ⑆78805808⑆

Ck #: 31395 06/23/2022 Amt: \$3,859.00

MEMORANDUM
THE BRIDGES COMMUNITY ASSOCIATION
955 CHESAPEAKE DR. 303
SAN DIEGO, CA 92123-1364
955-495-0900

CIT BANK, N.A.
PASADENA, CA 91103
27-2881040

DATE 2022-06-14

PAY Seventeen Thousand Four Hundred Fifty Dollars and 00/100 Cents
\$ *****7450.00

TO THE ORDER OF

C. CASEY LANDSCAPE CONSTRUCTION INC.
746 CORTE CORTEZ
SAN MARINO, CA 91766-7943

Signature on File

Memo: MAY CONTRACT

⑆0000031396⑆ ⑆104002894⑆ ⑆78805808⑆

Ck #: 31396 06/23/2022 Amt: \$17,450.00

Bridges Comm Assoc

Bank Reconciliation

Bank: Morgan Stanley Excess Op Cash Account: *****9141

Statement Date: 6/25/2022

G/L Balance: 121,801.87
Statement Balance: 121,801.87

Item	Date	Check #	Amount	Balance
			Previous Balance:	121,800.83
Bank Reconcile: Interest Earned	5/31/2022		1.04	121,801.87
		Total Deposits / Adjustments:	1.04	
			Statement Balance:	121,801.87

Voided Checks In Period:

Check #	Date	Reference	Voided Checks
---------	------	-----------	---------------

Outstanding Items:

Check #	Date	Reference	Uncleared Checks
---------	------	-----------	------------------

Bank Reconciliation Summary: Morgan Stanley Excess Op Cash Account: ***9141**

G/L Balance:	121,801.87
Uncleared Checks, Credits:	0.00
Uncleared Deposits, Debits:	0.00
G/L Difference:	121,801.87
Statement Balance:	121,801.87
G/L and Balance Difference:	0.00

Bridges Comm Assoc

Bank Reconciliation

Bank: Morgan Stanley Reserve Cash Account: *****9125

Statement Date: 6/25/2022

G/L Balance: 1,228,589.82
Statement Balance: 960,425.82

Item	Date	Check #	Amount	Balance
			Previous Balance:	960,417.65
Bank Reconcile: Interest Earned	6/25/2022		8.17	960,425.82
		Total Deposits / Adjustments:	8.17	
			Statement Balance:	960,425.82

Outstanding Items:

Date	Reference	Uncleared Deposits
5/25/2022	June Reserve Contribution	9,082.00
6/6/2022	Matured Israel Disc BK	250,000.00
6/20/2022	June Monthly Reserve Contribution	9,082.00
		<u>268,164.00</u>

Bank Reconciliation Summary: Morgan Stanley Reserve Cash Account: ***9125**

G/L Balance:	1,228,589.82
Uncleared Checks, Credits:	0.00
Uncleared Deposits, Debits:	268,164.00
G/L Difference:	960,425.82
 Statement Balance:	 960,425.82
G/L and Balance Difference:	0.00

Bridges Comm Assoc

Bank Reconciliation

Bank: Morgan Stanley Reserve Investments Account: 9

Statement Date: 6/25/2022

G/L Balance: 125,000.00
Statement Balance: 375,000.00


Item	Date	Check #	Amount	Balance
			Previous Balance:	375,000.00
			Statement Balance:	375,000.00

Outstanding Items:

Date	Reference	Uncleared Deposits
6/6/2022	Matured Israel Disc BK	-250,000.00
		<u>-250,000.00</u>

Bank Reconciliation Summary: Morgan Stanley Reserve Investments Account: 9

G/L Balance:	125,000.00
Uncleared Checks, Credits:	0.00
Uncleared Deposits, Debits:	-250,000.00
G/L Difference:	375,000.00
Statement Balance:	375,000.00
G/L and Balance Difference:	0.00



Morgan Stanley

CLIENT STATEMENT | For the Period May 1-31, 2022

STATEMENT PACKAGE FOR:
THE BRIDGES COMMUNITY ASSOC
RESERVE ACCOUNT

TOTAL VALUE OF YOUR ACCOUNTS (as of 5/31/22)
Includes Accrued Interest
Excludes Bank Loan Balances (See detail on Overview page)

\$1,458,511.29

Morgan Stanley Smith Barney LLC. Member SIPC.

Your Financial Advisor Team
The Lenox Group

Your Financial Advisors
Frank De Flora
Richard Priore
Kyle Medeiros
Eugene Desoiza
Gilbert Levine
Michael Lysenko
Ronald Olet

Your Branch
1290 AVENUE OF THE AMERICAS FL 12
NEW YORK, NY 10104
Telephone: 212-692-2800; Alt. Phone: 800-627-0608; Fax: 212-692-2990

#BWNJGMM
000000
AB 02 008684 13867 H 41 A
THE BRIDGES COMMUNITY ASSOC
RESERVE ACCOUNT
C/O WALTERS MANAGEMENT
9665 CHESAPEAKE DR STE 300
SAN DIEGO CA 92123-1364

Client Service Center (24 Hours a Day; 7 Days a Week): 800-869-3326
Access Your Accounts Online: www.morganstanley.com/online

**INVESTMENTS AND INSURANCE PRODUCTS: NOT FDIC INSURED • NOT A BANK DEPOSIT •
NOT INSURED BY ANY FEDERAL GOVERNMENT AGENCY • NOT BANK GUARANTEED •
MAY LOSE VALUE • UNLESS SPECIFICALLY NOTED, ALL VALUES ARE DISPLAYED IN USD**



Standard Disclosures

The following Disclosures are applicable to the enclosed statement(s). Expanded Disclosures are attached to your most recent June and December statement (or your first Statement if you have not received a statement for those months). The Expanded Disclosures are also available by selecting Account Documents when you log on to www.morganstanley.com/online or, call 800-869-3326.

Questions?

Questions regarding your account may be directed to us by using the contact information on the statement cover page, or the Client Service Center at (800) 869-3326.

Errors and Inquiries

Be sure to review your statement promptly, and immediately address any concerns regarding entries that you do not understand or believe were made in error by contacting the Branch Manager of the office where you maintain your account. Oral communications regarding any inaccuracy or discrepancy in this statement should be re-confirmed in writing to further protect your rights, including rights under the Securities Investor Protection Act (SIPA). Your statement will be deemed correct unless we receive a written inquiry of a suspected error. See your account documentation for special rules regarding your rights and responsibilities with respect to erroneous electronic fund transfers, including a description of the transfers covered. For concerns or complaints, contact our Client Relations Department at (866) 227-2256.

Senior Investor Helpline

In order to provide Morgan Stanley's senior investor clients a convenient way to communicate with us, we offer a Senior Investor Helpline. Senior investors or those acting on their behalf may call (800) 280-4534, Monday-Friday 9am-7pm Eastern Time.

Availability of Free Credit Balances and Financial Statements

Under the customer protection rules of the SEC (17 CFR §240.15c3-3), we may use funds comprising free credit balances carried for customer accounts here, provided that these funds are payable to customers on demand (i.e., are free of a lien or right of set-off in our favor or on behalf of some third party to whom you have given control). A financial statement of this organization is available for your personal inspection at its offices, or a copy will be mailed to you upon your written request.

Listed Options

Information with respect to commissions and other charges related to the execution of options transactions has been included in confirmations of such transactions previously furnished to you and such information will be made available to you promptly at your request. Promptly advise us of any material change in your investment objectives or financial situation.

Important Information if you are a Margin Customer (not available for certain retirement accounts)

If you have margin privileges, you may borrow money from us in exchange for pledging assets in your accounts as collateral for any outstanding margin loan. The amount you may borrow is based on the value of the eligible securities in your margin accounts. If a security has eligible shares, the number of shares pledged as collateral will be indicated below the position.

Margin Interest Charges

We calculate interest charges on margin loans as follows: (1) multiply the applicable margin interest rate by the daily close of business net settled debit balance, and (2) divide by 360 (days). Margin interest accrues daily throughout the month and is added to your debit balance at month-end. The month-end interest charge is the sum of the daily accrued interest calculations for the month. We add the accrued interest to your debit balance and start a new calculation each time the applicable interest rate changes and at the close of every statement month. For interest rate information, log into your Morgan Stanley account at www.morganstanley.com/online. Select your account with a Margin agreement and click Interest Rates for more information.

Information regarding Special Memorandum Account

If you have a Margin Account, this is a combined statement of your Margin Account and Special Memorandum Account maintained for you under Section 220.5 of Regulation T issued by the Board of Governors of the Federal Reserve System. The permanent record of the Special Memorandum Account as required by Regulation T is available for your inspection at your request.

Important Information About Auction Rate Securities

For certain Auction Rate Securities there is no or limited liquidity. Therefore, the price(s) for these Auction Rate Securities are indicated by N/A (not available). There can be no assurance that a successful auction will occur or that a secondary market exists or will develop for a particular security.

Structured Investments Risks and Considerations

Structured Investments (Structured Products) are complex products and may be subject to special risks. Investors should consider the concentration risk of owning the related security and their total exposure to any underlying asset. Structured Investments, which may appear in various statement product categories and are identified on the Position Description Details line as "Asset Class: Struct Inv," may not perform in a manner consistent with the statement product category where they appear and therefore may not satisfy portfolio asset allocation needs for that category. For information on the risks and conflicts of interest related to Structured Investments generally, log in to Morgan Stanley Online and go to

www.morganstanley.com/structuredproductsrisksandconflicts.

Security Measures

This statement features several embedded security elements to safeguard its authenticity. One is a unique blue security rectangle, printed in heat-sensitive ink on the back of every page. When exposed to warmth, the color will disappear, and then reappear.

SIPC Protection

We are a member of Securities Investor Protection Corporation (SIPC), which protects securities of its customers up to \$500,000 (including \$250,000 for claims for cash). An explanatory brochure is available upon request or at www.sipc.org. Losses due to market fluctuation are not protected by SIPC and assets not held with us may not be covered by SIPC protection. To obtain information about SIPC, including an explanatory SIPC brochure, contact SIPC at 1-202-371-8300 or visit www.sipc.org.

Transaction Dates and Conditions

Upon written request, we will furnish the date and time of a transaction and the name of the other party to a transaction. We and/or our affiliates may accept benefits that constitute payment for order flow. Details regarding these benefits and the source and amount of any other remuneration received or to be received by us in connection with any transaction will be furnished upon written request.

Equity Research Ratings Definitions and Global Investment Manager Analysis Status

Some equity securities may have research ratings from Morgan Stanley & Co. LLC or Morningstar, Inc. Research ratings are the research providers' opinions and not representations or guarantees of performance. For more information about each research provider's rating system, see the Research Ratings on your most recent June or December statement (or your first statement if you have not received a statement for those months), go to www.morganstanley.com/online or refer to the research provider's research report. Research reports contain more complete information concerning the analyst's views and you should read the entire research report and not infer its contents from the rating alone. If your account contains an advisory component or is an advisory account, a GIMA status will apply.

Credit Ratings from Moody's Investors Service and Standard & Poor's
The credit rating from Moody's Investors Service and Standard & Poor's may be shown for certain securities. All credit ratings represent the opinions of the provider and are not representations or guarantees of performance. Please contact us if you need further information or assistance in interpreting these credit ratings.

Revised 05/2021

Consolidated Summary

OVERVIEW OF YOUR ACCOUNTS (includes accrued interest)

Although only whole dollar amounts are displayed below, both dollars and cents are used to calculate all totals. Manually summing the individual line items may not equal the actual total displayed. Refer to Account Statements for details. Excludes Bank Loan Balances (including Liquidity Access Lines, Tailored Lending Loans and Mortgage Balances).

Account Number	Beginning Value (5/1/22)	Funds Credited/(Debit)	Security/Currency Transfers Recd/(Dist)	Change in Value	Ending Value (5/31/22)	Income/Dist This Period/YTD	YTD Realized Gain/(Loss) (Total ST/LT)	Unrealized Gain/(Loss) (Total ST/LT)	Page	
TOTAL FOR ALL ACCOUNTS	\$1,458,420	—	—	\$80	\$1,458,511	\$9 \$2,617	—	\$(40) \$190		
Business Accounts										
THE BRIDGES COMMUNITY ASSOC RESERVE ACCOUNT Nickname: Reserve Account	478-064895-108	1,336,619	—	—	89	1,336,709	8 2,612	— —	(40) 190	7
THE BRIDGES COMMUNITY ASSOC EXCESS OPERATING ACCOUNT Nickname: Excess Operating Account	478-064896-108	121,800	—	—	1	121,801	1 5	— —	— —	13
Total Business Accounts	\$1,458,420	—	—	\$80	\$1,458,511	\$9 \$2,617	—	\$(40) \$190		

This summary may include assets held in either brokerage and/or advisory accounts. Visit <https://www.morganstanley.com/wealth-relationshipwithms/pdfs/understandingyourrelationship.pdf> to understand the differences between brokerage and advisory accounts. Refer to individual Account Gain/(Loss) Summary and Expanded Disclosures for additional information. Accounts with no balances, holdings or activity year-to-date are not displayed on this page.

Consolidated Summary

CHANGE IN VALUE OF YOUR ACCOUNTS (includes accrued interest)

	This Period (5/1/22-5/31/22)	This Year (1/1/22-5/31/22)
TOTAL BEGINNING VALUE	\$1,458,420.43	\$1,489,829.61
Credits	—	47,582.00
Debits	—	(79,480.47)
Security Transfers	—	—
Net Credits/Debits/Transfers	—	\$(31,898.47)
Change in Value	90.86	580.15
TOTAL ENDING VALUE	\$1,458,511.29	\$1,458,511.29

Net Credits / Debits include investment advisory fees as applicable. See Activity section for details.

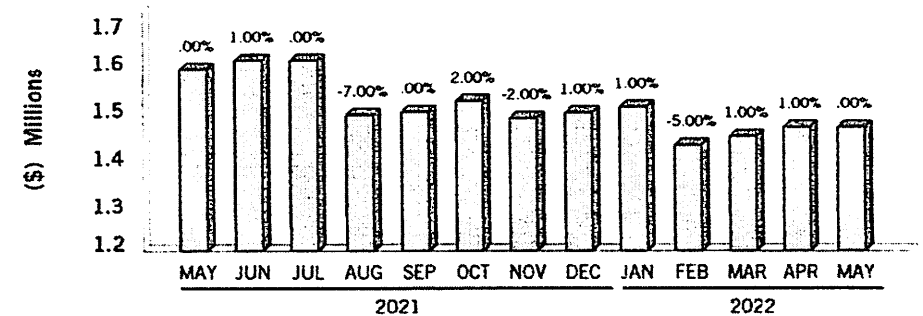
ASSET ALLOCATION (includes accrued interest)

	Market Value	Percentage
Cash	\$1,082,227.69	74.20
Fixed Income & Preferreds	376,283.60	25.80
TOTAL VALUE	\$1,458,511.29	100.00%

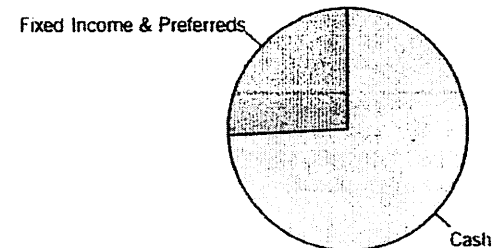
FDIC rules apply and Bank Deposits are eligible for FDIC insurance but are not covered by SIPC. Cash and securities (including MMFs) are eligible for SIPC coverage. See Expanded Disclosures. Values may include assets externally held, as a courtesy, and may not be covered by SIPC. Foreign Exchange (FX) is neither FDIC nor SIPC insured. For additional information, refer to the corresponding section of this statement.

MARKET VALUE OVER TIME

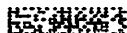
The below chart displays the most recent thirteen months of Market Value.



The percentages above do not represent account investment performance, as the above chart neither reflects retroactive adjustments, nor other factors that may have affected the reporting of Market Value and/or performance calculations.



This asset allocation represents holdings on a trade date basis, and projected settled Cash/BDP and MMF balances. These classifications do not constitute a recommendation and may differ from the classification of instruments for regulatory or tax purposes.



Consolidated Summary

BALANCE SHEET ^(^ includes accrued interest)

	Last Period (as of 4/30/22)	This Period (as of 5/31/22)
Cash, BDP, MMFs	\$1,082,218.48	\$1,082,227.69
Certificates of Deposit ^	376,201.95	376,283.60
Total Assets	\$1,458,420.43	\$1,458,511.29
Total Liabilities (outstanding balance)	—	—
TOTAL VALUE	\$1,458,420.43	\$1,458,511.29

Total liabilities excludes Bank Loan Balances (including Liquidity Access Lines, Tailored Lending Loans and Mortgage Balances).

CASH FLOW

	This Period (5/1/22-5/31/22)	This Year (1/1/22-5/31/22)
OPENING CASH, BDP, MMFs	\$1,082,218.48	\$736,508.58
Sales and Redemptions	—	375,000.00
Income and Distributions	9.21	2,617.58
Total Investment Related Activity	\$9.21	\$377,617.58
Checks Deposited	—	47,582.00
Total Cash Related Activity	—	\$47,582.00
Checks Written	—	(79,480.47)
Total Card/Check Activity	—	\$(79,480.47)
CLOSING CASH, BDP, MMFs	\$1,082,227.69	\$1,082,227.69

This page intentionally left blank



Account Summary

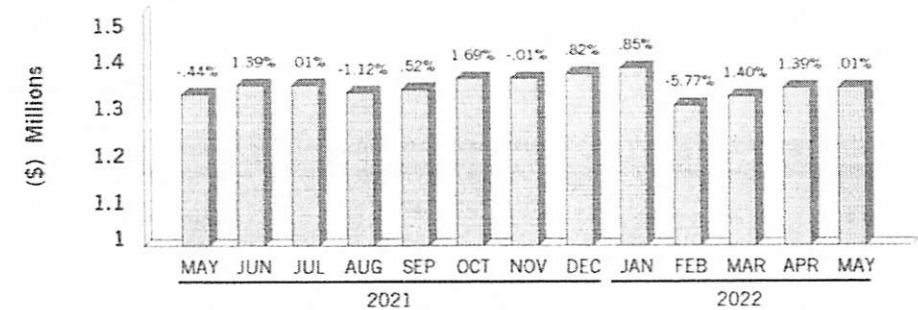
Active Assets Account
478-064895-108THE BRIDGES COMMUNITY ASSOC
RESERVE ACCOUNT
Nickname: Reserve Account

CHANGE IN VALUE OF YOUR ACCOUNT (includes accrued interest)

	This Period (5/1/22-5/31/22)	This Year (1/1/22-5/31/22)
TOTAL BEGINNING VALUE	\$1,336,619.60	\$1,368,032.78
Credits	—	47,582.00
Debits	—	(79,480.47)
Security Transfers	—	—
Net Credits/Debits/Transfers	—	\$(31,898.47)
Change in Value	89.82	575.11
TOTAL ENDING VALUE	\$1,336,709.42	\$1,336,709.42

MARKET VALUE OVER TIME

The below chart displays the most recent thirteen months of Market Value.

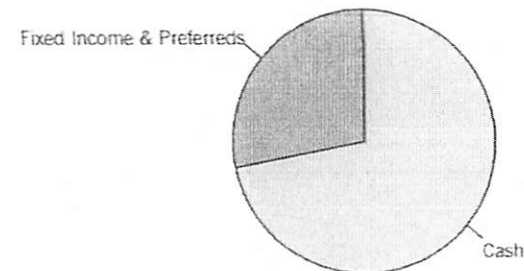


The percentages above do not represent account investment performance, as the above chart neither reflects retroactive adjustments, nor other factors that may have affected the reporting of Market Value and/or performance calculations.

ASSET ALLOCATION (includes accrued interest)

	Market Value	Percentage
Cash	\$960,425.82	71.85
Fixed Income & Preferreds	376,283.60	28.15
TOTAL VALUE	\$1,336,709.42	100.00%

FDIC rules apply and Bank Deposits are eligible for FDIC insurance but are not covered by SIPC. Cash and securities (including MMFs) are eligible for SIPC coverage. See Expanded Disclosures. Values may include assets externally held, as a courtesy, and may not be covered by SIPC. Foreign Exchange (FX) is neither FDIC nor SIPC insured. For additional information, refer to the corresponding section of this statement.



This asset allocation represents holdings on a trade date basis, and projected settled Cash/BDP and MMF balances. These classifications do not constitute a recommendation and may differ from the classification of instruments for regulatory or tax purposes.

Account Summary

Active Assets Account
478-064895-108

THE BRIDGES COMMUNITY ASSOC
RESERVE ACCOUNT
Nickname: Reserve Account

BALANCE SHEET (^ includes accrued interest)

	Last Period (as of 4/30/22)	This Period (as of 5/31/22)
Cash, BDP, MMFs	\$960,417.65	\$960,425.82
Certificates of Deposit ^	376,201.95	376,283.60
Total Assets	\$1,336,619.60	\$1,336,709.42
Total Liabilities (outstanding balance)	—	—
TOTAL VALUE	\$1,336,619.60	\$1,336,709.42

INCOME AND DISTRIBUTION SUMMARY

	This Period (5/1/22-5/31/22)	This Year (1/1/22-5/31/22)
Interest	\$8.17	\$2,612.54
Income And Distributions	\$8.17	\$2,612.54
Tax-Exempt Income	—	—
TOTAL INCOME AND DISTRIBUTIONS	\$8.17	\$2,612.54

Taxable and tax exempt income classifications are based on the characteristics of the underlying securities and not the taxable status of the account.

CASH FLOW

	This Period (5/1/22-5/31/22)	This Year (1/1/22-5/31/22)
OPENING CASH, BDP, MMFs	\$960,417.65	\$614,711.75
Sales and Redemptions	—	375,000.00
Income and Distributions	8.17	2,612.54
Total Investment Related Activity	\$8.17	\$377,612.54
Checks Deposited	—	47,582.00
Total Cash Related Activity	—	\$47,582.00
Checks Written	—	(79,480.47)
Total Card/Check Activity	—	\$(79,480.47)
CLOSING CASH, BDP, MMFs	\$960,425.82	\$960,425.82

GAIN/(LOSS) SUMMARY

	Realized This Period (5/1/22-5/31/22)	Realized This Year (1/1/22-5/31/22)	Unrealized Inception to Date (as of 5/31/22)
Short-Term (Loss)	—	—	\$(40.00)
Long-Term Gain	—	—	190.00
TOTAL GAIN/(LOSS)	—	—	\$150.00

The Gain/(Loss) Summary, which may change due to basis adjustments, is provided for informational purposes and should not be used for tax preparation. Refer to Gain/(Loss) in the Expanded Disclosures.

CLIENT STATEMENT | For the Period May 1-31, 2022

Page 9 of 16

Account Detail

Active Assets Account
478-064895-108THE BRIDGES COMMUNITY ASSOC
RESERVE ACCOUNT
Nickname: Reserve AccountInvestment Objectives (in order of priority): Income
Inform us if your investment objectives, as defined in the Expanded Disclosures, change.

Brokerage Account

HOLDINGS

This section reflects positions purchased/sold on a trade date basis. "Market Value" and "Unrealized Gain/(Loss)" may not reflect the value that could be obtained in the market. Your actual investment return may differ from the unrealized gain/(loss) displayed. Fixed Income securities are sorted by maturity or pre-refunding date, and alphabetically within date. Estimated Annual Income a) is calculated on a pre-tax basis, b) does not include any reduction for applicable non-US withholding taxes, c) may include return of principal or capital gains which could overstate such estimates, and d) for holdings that have a defined maturity date within the next 12 months, is reflected only through maturity date. Actual income or yield may be lower or higher than the estimates. Current Yield reflects the income generated by an investment, and is calculated by dividing the total estimated annual income by the current market value of the entire position. It does not reflect changes in its price. Structured Investments, identified on the Position Description Details line as "Asset Class: Struct Inv," may appear in various statement product categories. When displayed, the accrued interest, annual income and current yield for those with a contingent income feature (e.g., Range Accrual Notes or Contingent Income Notes) are estimates and assume specified accrual conditions are met during the relevant period and payment in full of all contingent interest. For Floating Rate Securities, the accrued interest, annual income and current yield are estimates based on the current floating coupon rate and may not reflect historic rates within the accrual period.

CASH, BANK DEPOSIT PROGRAM AND MONEY MARKET FUNDS

Cash, Bank Deposit Program, and Money Market Funds are generally displayed on a settlement date basis. You have the right to instruct us to liquidate your bank deposit balance(s) or shares of any money market fund balance(s) at any time and have the proceeds of such liquidation remitted to you. Estimated Annual Income, Accrued Interest, and APY% will only be displayed for fully settled positions.

Description	Market Value	7-Day Current Yield %	Est Ann Income	APY %
MORGAN STANLEY BANK N.A. #	\$245,002.09	—	\$25.00	0.010
MORGAN STANLEY PRIVATE BANK NA #	715,423.73	—	72.00	0.010
BANK DEPOSITS	\$960,425.82		\$97.00	
<hr/>				
	Market Value		Est Ann Income	
CASH, BDP, AND MMFs	\$960,425.82		\$97.00	

Bank Deposits are held at Morgan Stanley Bank, N.A. and/or Morgan Stanley Private Bank, National Association, affiliates of Morgan Stanley Smith Barney LLC and each a national bank and FDIC member.

CERTIFICATES OF DEPOSIT

Security Description	Trade Date	Face Value	Orig Unit Cost Adj Unit Cost	Unit Price	Orig Total Cost Adj Total Cost	Market Value	Unrealized Gain/(Loss)	Est Ann Income Accrued Interest	Current Yield %
ISRAEL DISC BK CD NEW YORK NY CD	10/28/21	250,000.00	\$100.000	\$99.984	\$250,000.00	\$249,960.00	\$(40.00) ST	\$219.00	0.09
Coupon Rate: 0.150%; Matures 06/06/2022; CUSIP 465076SS7									
Interest Paid at Maturity; Yield to Maturity 1.225%; Issued 11/05/21; Maturity Value = \$250,000.00; Asset Class: FI & Pref									
CAPITAL ONE BK US GLEN ALLEN VA CD	7/16/19	125,000.00	100.000	100.152	125,000.00	125,190.00	190.00 LT	1,313.00	1.05
Coupon Rate: 2.100%; Matures 07/25/2022; CUSIP 14042TBD8									
Interest Paid Semi-Annually Jan/Jun; Yield to Maturity 1.087%; Issued 07/24/19; Maturity Value = \$125,000.00; Asset Class: FI & Pref									

Account Detail

Active Assets Account
478-064895-108

THE BRIDGES COMMUNITY ASSOC
RESERVE ACCOUNT
Nickname: Reserve Account

	Percentage of Holdings	Face Value	Orig Total Cost Adj Total Cost	Market Value	Unrealized Gain/(Loss)	Est Ann Income Accrued Interest	Current Yield %
CERTIFICATES OF DEPOSIT		375,000.000	\$375,000.00 \$375,000.00	\$375,150.00	\$190.00 LT \$(40.00) ST	\$1,532.60 \$1,133.60	0.41%
TOTAL CERTIFICATES OF DEPOSIT (includes accrued interest)	28.15%			\$376,283.60			
	Percentage of Holdings		Total Cost	Market Value	Unrealized Gain/(Loss)	Est Ann Income Accrued Interest	Current Yield %
TOTAL VALUE			\$375,000.00	\$1,335,575.82	\$190.00 LT \$(40.00) ST	\$1,629.00 \$1,133.60	0.12%
TOTAL VALUE (includes accrued interest)	100.00%			\$1,336,709.42			

Unrealized Gain/(Loss) totals only reflect positions that have both cost basis and market value information available. Cash, MMF, Deposits and positions stating 'Please Provide' or 'Pending Corporate Actions' are not included.

ALLOCATION OF ASSETS (*includes accrued interest)

	Cash	Equities	Fixed Income & Preferred Securities	Alternatives	Structured Investments	Other
Cash, BOP, MMFs	\$960,425.82	—	—	—	—	—
Certificates of Deposit ^	—	—	\$376,283.60	—	—	—
TOTAL ALLOCATION OF ASSETS ^	\$960,425.82	—	\$376,283.60	—	—	—

ACTIVITY

CASH FLOW ACTIVITY BY DATE

Activity Date	Settlement Date	Activity Type	Description	Comments	Quantity	Price	Credits/(Debits)
5/31		Interest Income	MORGAN STANLEY PRIVATE BANK NA	(Period 05/01-05/31)			\$6.08
5/31		Interest Income	MORGAN STANLEY BANK N.A.	(Period 05/01-05/31)			2.09
NET CREDITS/(DEBITS)							\$8.17

MONEY MARKET FUND (MMF) AND BANK DEPOSIT PROGRAM ACTIVITY

Activity Date	Activity Type	Description	Credits/(Debits)
5/31	Automatic Investment	BANK DEPOSIT PROGRAM	\$6.08

) | Security Mark all Rights Reserved

CLIENT STATEMENT | For the Period May 1-31, 2022

Account Detail

Active Assets Account
478-064895-108

THE BRIDGES COMMUNITY ASSOC
RESERVE ACCOUNT
Nickname: Reserve Account

MONEY MARKET FUND (MMF) AND BANK DEPOSIT PROGRAM ACTIVITY (CONTINUED)

Activity			Credits/(Debits)
Date	Activity Type	Description	
5/31	Automatic Investment	BANK DEPOSIT PROGRAM	2.09
NET ACTIVITY FOR PERIOD			\$8.17

MESSAGES

FINRA BrokerCheck

FINRA has established the public disclosure program, known as BrokerCheck, to provide certain information regarding the disciplinary history of FINRA members and their associated persons. The BrokerCheck Hotline Number is 1-800-289-9999. The FINRA web site address is www.finra.org. An investor brochure that includes information describing FINRA BrokerCheck may be obtained from FINRA.

Tips on Protecting Yourself from Fraudulent Account Activity

The safety of our clients is of utmost importance to Morgan Stanley. We are taking this opportunity to alert our clients of the following scams that have been identified by a number of organizations. Please be reminded that you should never provide your account numbers, passwords, or personal information, including your social security number, to anyone you do not know. Example of scams to be aware of:

Treatment scams; Supply scams; Provider scams; Charity scams; Phishing scams; App scams; Investment scams; Tech Support scams; Home Sanitation scams; and Government Assistance scams. If you have any questions regarding these scams, please immediately contact us.

Senior Investor Helpline

For any inquiries or potential concerns, senior investors or someone acting on their behalf may contact our Firm by calling (800) 280-4534.

This page intentionally left blank

The following table provides a summary of the Company's financial performance for the periods indicated below. All amounts are in millions of dollars, unless otherwise indicated.

Period	Revenue	Operating Profit	Net Income
2011	\$1,234	\$345	\$234
2010	\$1,123	\$312	\$212
2009	\$1,012	\$289	\$198

The Company's revenue for 2011 increased by 10% compared to 2010, primarily due to growth in investment banking and securities services. Operating profit for 2011 also increased by 10%, reflecting the same revenue growth and improved operating leverage. Net income for 2011 increased by 12% compared to 2010, driven by the increase in operating profit and a decrease in non-recurring items.

The following table provides a summary of the Company's financial performance for the periods indicated below. All amounts are in millions of dollars, unless otherwise indicated.

Period	Revenue	Operating Profit	Net Income
2011	\$1,234	\$345	\$234
2010	\$1,123	\$312	\$212
2009	\$1,012	\$289	\$198

The Company's revenue for 2011 increased by 10% compared to 2010, primarily due to growth in investment banking and securities services. Operating profit for 2011 also increased by 10%, reflecting the same revenue growth and improved operating leverage. Net income for 2011 increased by 12% compared to 2010, driven by the increase in operating profit and a decrease in non-recurring items.

The following table provides a summary of the Company's financial performance for the periods indicated below. All amounts are in millions of dollars, unless otherwise indicated.

Period	Revenue	Operating Profit	Net Income
2011	\$1,234	\$345	\$234
2010	\$1,123	\$312	\$212
2009	\$1,012	\$289	\$198

The Company's revenue for 2011 increased by 10% compared to 2010, primarily due to growth in investment banking and securities services. Operating profit for 2011 also increased by 10%, reflecting the same revenue growth and improved operating leverage. Net income for 2011 increased by 12% compared to 2010, driven by the increase in operating profit and a decrease in non-recurring items.



Account Summary

Active Assets Account
478-064896-108

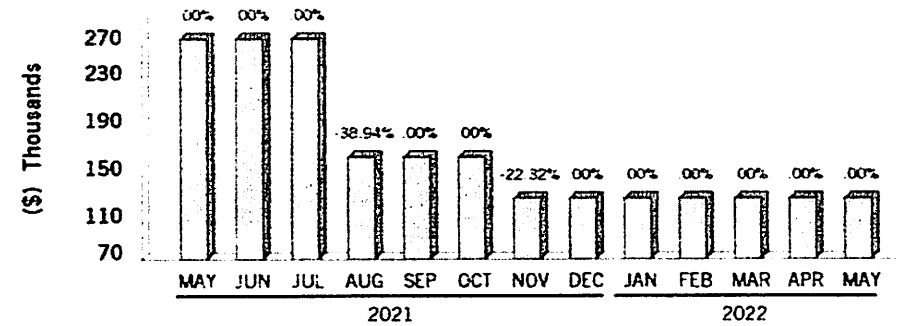
THE BRIDGES COMMUNITY ASSOC
EXCESS OPERATING ACCOUNT
Nickname: Excess Operating Account

CHANGE IN VALUE OF YOUR ACCOUNT (includes accrued interest)

	This Period (5/1/22-5/31/22)	This Year (1/1/22-5/31/22)
TOTAL BEGINNING VALUE	\$121,800.83	\$121,796.83
Credits	—	—
Debits	—	—
Security Transfers	—	—
Net Credits/Debits/Transfers	—	—
Change in Value	1.04	5.04
TOTAL ENDING VALUE	\$121,801.87	\$121,801.87

MARKET VALUE OVER TIME

The below chart displays the most recent thirteen months of Market Value.

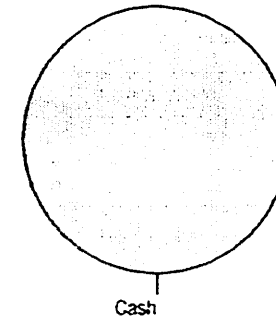


The percentages above do not represent account investment performance, as the above chart neither reflects retroactive adjustments, nor other factors that may have affected the reporting of Market Value and/or performance calculations.

ASSET ALLOCATION (includes accrued interest)

	Market Value	Percentage
Cash	\$121,801.87	100.00
TOTAL VALUE	\$121,801.87	100.00%

FDIC rules apply and Bank Deposits are eligible for FDIC insurance but are not covered by SIPC. Cash and securities (including MMFs) are eligible for SIPC coverage. See Expanded Disclosures. Values may include assets externally held, as a courtesy, and may not be covered by SIPC. Foreign Exchange (FX) is neither FDIC nor SIPC insured. For additional information, refer to the corresponding section of this statement.



This asset allocation represents holdings on a trade date basis, and projected settled Cash/BDP and MMF balances. These classifications do not constitute a recommendation and may differ from the classification of instruments for regulatory or tax purposes.

Account Summary

Active Assets Account
478-064896-108

THE BRIDGES COMMUNITY ASSOC
EXCESS OPERATING ACCOUNT
Nickname: Excess Operating Account

BALANCE SHEET (* includes accrued interest)

	Last Period (as of 4/30/22)	This Period (as of 5/31/22)
Cash, BDP, MMFs	\$121,800.83	\$121,801.87
Total Assets	\$121,800.83	\$121,801.87
Total Liabilities (outstanding balance)	—	—
TOTAL VALUE	\$121,800.83	\$121,801.87

INCOME AND DISTRIBUTION SUMMARY

	This Period (5/1/22-5/31/22)	This Year (1/1/22-5/31/22)
Interest	\$1.04	\$5.04
Income And Distributions	\$1.04	\$5.04
Tax-Exempt Income	—	—
TOTAL INCOME AND DISTRIBUTIONS	\$1.04	\$5.04

Taxable and tax exempt income classifications are based on the characteristics of the underlying securities and not the taxable status of the account.

CASH FLOW

	This Period (5/1/22-5/31/22)	This Year (1/1/22-5/31/22)
OPENING CASH, BDP, MMFs	\$121,800.83	\$121,796.83
Income and Distributions	1.04	5.04
Total Investment Related Activity	\$1.04	\$5.04
Total Cash Related Activity	—	—
Total Card/Check Activity	—	—
CLOSING CASH, BDP, MMFs	\$121,801.87	\$121,801.87

GAIN/(LOSS) SUMMARY

	Realized This Period (5/1/22-5/31/22)	Realized This Year (1/1/22-5/31/22)	Unrealized Inception to Date (as of 5/31/22)
TOTAL GAIN/(LOSS)	—	—	—

The Gain/(Loss) Summary, which may change due to basis adjustments, is provided for informational purposes and should not be used for tax preparation. Refer to Gain/(Loss) in the Expanded Disclosures.



CLIENT STATEMENT | For the Period May 1-31, 2022

Account Detail

Active Assets Account
478-064896-108

THE BRIDGES COMMUNITY ASSOC
EXCESS OPERATING ACCOUNT
Nickname: Excess Operating Account

Brokerage Account

Investment Objectives (in order of priority): Income
Inform us if your investment objectives, as defined in the Expanded Disclosures, change.

HOLDINGS

This section reflects positions purchased/sold on a trade date basis. "Market Value" and "Unrealized Gain/(Loss)" may not reflect the value that could be obtained in the market. Your actual investment return may differ from the unrealized gain/(loss) displayed. Fixed income securities are sorted by maturity or pre-refunding date, and alphabetically within date. Estimated Annual Income a) is calculated on a pre-tax basis, b) does not include any reduction for applicable non-US withholding taxes, c) may include return of principal or capital gains which could overstate such estimates, and d) for holdings that have a defined maturity date within the next 12 months, is reflected only through maturity date. Actual income or yield may be lower or higher than the estimates. Current Yield reflects the income generated by an investment, and is calculated by dividing the total estimated annual income by the current market value of the entire position. It does not reflect changes in its price. Structured investments, identified on the Position Description Details line as "Asset Class: Struct Inv," may appear in various statement product categories. When displayed, the accrued interest, annual income and current yield for those with a contingent income feature (e.g., Range Accrual Notes or Contingent Income Notes) are estimates and assume specified accrual conditions are met during the relevant period and payment in full of all contingent interest. For Floating Rate Securities, the accrued interest, annual income and current yield are estimates based on the current floating coupon rate and may not reflect historic rates within the accrual period.

CASH, BANK DEPOSIT PROGRAM AND MONEY MARKET FUNDS

Cash, Bank Deposit Program, and Money Market Funds are generally displayed on a settlement date basis. You have the right to instruct us to liquidate your bank deposit balance(s) or shares of any money market fund balance(s) at any time and have the proceeds of such liquidation remitted to you. Estimated Annual Income, Accrued Interest, and APY% will only be displayed for fully settled positions.

Description	Market Value	7-Day Current Yield %	Est Ann Income	APY %
MORGAN STANLEY PRIVATE BANK NA #	\$121,801.87	—	\$12.00	0.010

	Percentage of Holdings	Market Value	Est Ann Income
CASH, BDP, AND MMFs	100.00%	\$121,801.87	\$12.00

Bank Deposits are held at Morgan Stanley Bank, N.A. and/or Morgan Stanley Private Bank, National Association, affiliates of Morgan Stanley Smith Barney LLC and each a national bank and FDIC member.

	Percentage of Holdings	Total Cost	Market Value	Unrealized Gain/(Loss)	Est Ann Income Accrued Interest	Current Yield %
TOTAL VALUE	100.00%	—	\$121,801.87	N/A	\$12.00	0.01%

Unrealized Gain/(Loss) totals only reflect positions that have both cost basis and market value information available. Cash, MMF, Deposits and positions stating 'Please Provide' or 'Pending Corporate Actions' are not included.

ALLOCATION OF ASSETS

	Cash	Equities	Fixed Income & Preferred Securities	Alternatives	Structured Investments	Other
Cash, BDP, MMFs	\$121,801.87	—	—	—	—	—
TOTAL ALLOCATION OF ASSETS	\$121,801.87	—	—	—	—	—

Account Detail

Active Assets Account
478-064896-108

THE BRIDGES COMMUNITY ASSOC
EXCESS OPERATING ACCOUNT
Nickname: Excess Operating Account

ACTIVITY

CASH FLOW ACTIVITY BY DATE

Activity Date	Settlement Date	Activity Type	Description	Comments	Quantity	Price	Credits/(Debits)
5/31	-	Interest Income	MORGAN STANLEY PRIVATE BANK NA	(Period 05/01-05/31)			\$1.04
NET CREDITS/(DEBITS)							\$1.04

MONEY MARKET FUND (MMF) AND BANK DEPOSIT PROGRAM ACTIVITY

Activity Date	Activity Type	Description	Credits/(Debits)
5/31	Automatic Investment	BANK DEPOSIT PROGRAM	\$1.04

MESSAGES

FINRA BrokerCheck

FINRA has established the public disclosure program, known as BrokerCheck, to provide certain information regarding the disciplinary history of FINRA members and their associated persons. The BrokerCheck Hotline Number is 1-800-289-9999. The FINRA web site address is www.finra.org. An investor brochure that includes information describing FINRA BrokerCheck may be obtained from FINRA.

Tips on Protecting Yourself from Fraudulent Account Activity

The safety of our clients is of utmost importance to Morgan Stanley. We are taking this opportunity to alert our clients of the following scams that have been identified by a number of organizations. Please be reminded that you should never provide your account numbers, passwords, or personal information, including your social security number, to anyone you do not know. Example of scams to be aware of:

Treatment scams; Supply scams; Provider scams; Charity scams; Phishing scams; App scams; Investment scams; Tech Support scams; Home Sanitation scams; and Government Assistance scams. If you have any questions regarding these scams, please immediately contact us.

Senior Investor Helpline

For any inquiries or potential concerns, senior investors or someone acting on their behalf may contact our Firm by calling (800) 280-4534.



Check Register with Detail

Check Date 5/26/2022 To 6/25/2022 11:59:00 PM

Bridges Comm Assoc

Check #	Check Date	Ctrl #	Vendor	Department	Amount	Status
Invoice #		Expense Memo				
CIT Checking						23
Auto	6/6/2022	78596	Walters Management		4,270.00	PAID
Inv. # MGMT1809995		661000	Property Management MTHLY MGMT FEE	Operating	2,850.00	
Inv. # MGMT1809995		810340	CC1 Management Fee COST CENTER I MTHLY MGMT FEE	Operating	400.00	
Inv. # MGMT1809995		820260	CC2 Management Fee COST CENTER II MTHLY MGMT FEE	Operating	300.00	
Inv. # MGMT1809995		830210	CC3 Management Fee COST CENTER III MTHLY MGMT FEE	Operating	100.00	
Inv. # MGMT1809995		650000	Administrative Expenses MTHLY WEB SITE MAINT	Operating	120.00	
Inv. # MGMT1809995		661030	Arch Maintenance Fee MTHLY ARCH MAINT FEE	Operating	500.00	
Auto	6/15/2022	78623	Olivenhain Municipal Water District		194.90	PAID
Inv. # 220615120510		820050	CC2 Water 1052953-120510 04/11-05/11/22	Operating	194.90	
Auto	6/15/2022	78608	Walters Management		456.67	PAID
Inv. # 202206258CB		650000	Administrative Expenses JUN CHARGEBACKS	Operating	456.67	
Auto	6/22/2022	79139	Farmers Insurance Exchange		637.91	PAID
Inv. # 0622F007774778001000		654000	Insurance F007774778-001-00001 JUNE INSTALLMENT	Operating	637.91	
Auto	6/22/2022	78594	Olivenhain Municipal Water District		13,616.99	PAID
Inv. # 06221052953999999		810180	CC1 Water 1052953-999999 04/10-05/10/22	Operating	4,355.00	
Inv. # 06221052953999999		621100	Water Irrigation 1052953-999999 04/10-05/10/22	Operating	9,261.99	
Auto	6/24/2022	78604	San Diego Gas & Electric		100.05	PAID
Inv. # 06220032799137665		620000	Electricity 0032799137665 - 05/10-06/08/22	Operating	100.05	
Auto	6/24/2022	78604	San Diego Gas & Electric		12.49	PAID
Inv. # 06220005492064485		620000	Electricity 0005492064485 - 05/10-06/08/22	Operating	12.49	
Auto	6/24/2022	78604	San Diego Gas & Electric		11.86	PAID
Inv. # 06220095454058195		820070	CC2 Electricity 0095454058195 - 05/10-06/08/22	Operating	11.86	
Auto	6/24/2022	78604	San Diego Gas & Electric		26.58	PAID
Inv. # 06220080080499369		620000	Electricity 0080080499369 - 05/10-06/08/22	Operating	26.58	
Auto	6/24/2022	78605	San Diego Gas & Electric		22.21	PAID
Inv. # 06220087956791209		620000	Electricity 0087 9567 9120 9 05/10-06/08/22	Operating	22.21	
Auto	6/24/2022	78605	San Diego Gas & Electric		103.18	PAID

Check Register with Detail

Check Date 5/26/2022 To 6/25/2022 11:59:00 PM

Bridges Comm Assoc

Check #	Check Date	Ctrl #	Vendor	Department	Amount	Status
Invoice #		Expense Memo				
Inv. # 06220002925587331		620000	Electricity 0002 9255 8733 1 05/10-06/08/22	Operating	103.18	
Auto	6/24/2022	78605	San Diego Gas & Electric		75.40	PAID
Inv. # 06220002966134134		620000	Electricity 0002 9661 3413 4 05/10-06/08/22	Operating	75.40	
Auto	6/24/2022	78605	San Diego Gas & Electric		39.45	PAID
Inv. # 06220077824767036		620000	Electricity 0077 8247 6703 6 05/10-06/08/22	Operating	39.45	
31388	6/13/2022	78235	UgMO Technologies		1,280.00	PAID
Inv. # 8207		639000	Landscaping MAY SVC	Operating	1,280.00	
31389	6/13/2022	78236	Pacific Backflow Company Inc		585.00	PAID
Inv. # 144303		634000	Repairs & Maintenance Backflow Testing - May	Operating	585.00	
31390	6/13/2022	78249	AR Refund Vendor		750.00	VOIDED
Inv. # 210188		210000	Prepaid Assessments Resident Refund: Dennis B Williams	Operating	20.00	
Inv. # 210188		210000	Prepaid Assessments Resident Refund: Dennis B Williams	Operating	205.00	
Inv. # 210188		210000	Prepaid Assessments Resident Refund: Dennis B Williams	Operating	525.00	
31391	6/13/2022	78249	The Bridges		9,082.00	VOIDED
		901110	General Replacement Reserve Contribution	Operating	6,694.00	
		930020	CC3R Gen Replacement Reserve Contribution	Operating	240.00	
		910060	CC1R Gen Replacement Reserve Contribution	Operating	1,967.00	
		920060	CC2R Gen Replacement Reserve Contribution	Operating	181.00	
31392	6/13/2022	78252	AR Refund Vendor		750.00	PAID
Inv. # 210188		210000	Prepaid Assessments Resident Refund: Dennis B Williams	Operating	525.00	
Inv. # 210188		210000	Prepaid Assessments Resident Refund: Dennis B Williams	Operating	205.00	
Inv. # 210188		210000	Prepaid Assessments Resident Refund: Dennis B Williams	Operating	20.00	
31393	6/13/2022	78252	The Bridges		9,082.00	PAID
		901110	General Replacement Reserve Contribution	Operating	6,694.00	
		920060	CC2R Gen Replacement Reserve Contribution	Operating	181.00	
		910060	CC1R Gen Replacement Reserve Contribution	Operating	1,967.00	
		930020	CC3R Gen Replacement Reserve Contribution	Operating	240.00	

Check Register with Detail

Check Date 5/26/2022 To 6/25/2022 11:59:00 PM

Bridges Comm Assoc

Check #	Check Date	Ctrl #	Vendor	Department	Amount	Status
Invoice #		Expense Memo				
31394	6/14/2022	78279	KJA Consulting		5,200.00	PAID
Inv. # KJA165		651000	Professional Fees Onsite Consulting	Operating	5,200.00	
31395	6/14/2022	78280	C. Casey Landscape Construction Inc.		3,859.00	PAID
Inv. # BE219		810110	CC1 Lndscp Supplies Plant replacement and Irrigation Repairs	Operating	2,779.00	
Inv. # BE219		639070	Landscape Supplies Landscape Cleanup	Operating	1,080.00	
31396	6/14/2022	78280	C. Casey Landscape Construction Inc.		17,450.00	PAID
Inv. # B118		639000	Landscaping May Contract	Operating	8,650.00	
Inv. # B118		810280	CC1 Landscaping Landscape Contract For May	Operating	8,800.00	
31397	6/22/2022	78567	Home Team Pest Defense Inc		80.00	PAID
Inv. # 83046060		637000	Pest Control HOA CONVENTIONAL PEST CONTROL SVC	Operating	80.00	
31398	6/22/2022	78567	Home Team Pest Defense Inc		64.90	PAID
Inv. # 83703461		637000	Pest Control HOA CONVENTIONAL PEST CONTROL SVC	Operating	64.90	
31399	6/23/2022	78592	Pacific Backflow Company Inc		709.59	PAID
Inv. # 144510		634000	Repairs & Maintenance MAY REPAIRS TESTING AND CERTIFICATION	Operating	709.59	
31400	6/23/2022	78594	Cleanlot Maintenance Svcs		1,974.50	PAID
Inv. # 225516		634052	Private Streets & Driveways MAY SVC	Operating	1,974.50	
31401	6/23/2022	78596	The Bridges Club		1,400.00	PAID
Inv. # 1300053022		820210	CC2 Landscaping MAY GROVES LANDSCAPE	Operating	1,400.00	
31402	6/23/2022	78613	The Bridges Club		1,302.40	PAID
Inv. # 1301053022		621100	Water Irrigation WATR REIMBURSE	Operating	1,302.40	
31403	6/24/2022	78638	Ridgewood Tree Care		4,155.00	PAID
Inv. # 98516		639255	Tree Spraying TREE TREATMENT	Operating	1,995.00	
Inv. # 98516		810420	CC1 Tree Trimming Olive Tree Pruning	Operating	2,160.00	
31404	6/24/2022	78639	Rockey Murata Landscaping Inc		4,600.00	PAID
Inv. # 052296L		639000	Landscaping MAY SVC	Operating	4,600.00	
31405	6/24/2022	78639	The Bridges Club		3,440.00	PAID
Inv. # 1303053022		639000	Landscaping ENTRY NODES	Operating	3,440.00	
31406	6/24/2022	78639	The Bridges Club		67,885.49	PAID

Check Register with Detail

Check Date 5/26/2022 To 6/25/2022 11:59:00 PM

Bridges Comm Assoc

Check #	Check Date	Ctrl #	Vendor	Department	Amount	Status
Invoice #		Expense Memo				
Inv. # 130206012022		634550	Shared Use Expense SHARED USE	Operating	67,885.49	
31407	6/24/2022	78639	The Bridges Club		2,141.19	PAID
Inv. # 1305060122		634550	Shared Use Expense SHARED USE RESERVE	Operating	2,141.19	
31408	6/24/2022	78639	Ridgewood Tree Care		3,810.00	PAID
Inv. # 98515		639255	Tree Spraying TREE TREATMENT	Operating	3,810.00	
31409	6/24/2022	78639	The Bridges Club		1,680.00	PAID
Inv. # 1299053022		302820	Tree Replacement TREE SPRAYING	Operating	1,680.00	
					Total	160,848.76
					Voided	9,832.00
					CIT Checking TOTAL \$	151,016.76

Bridges Comm Assoc

General Ledger Summary

Posted 5/26/2022 To 6/25/2022 11:59:00 PM

Posted	Transaction	Source	Note	Debit	Credit	Balance
Operating						
100000 CIT Checking *****5808						73,639.24
5/26/2022	5/26/2022	A/R	Lockbox	1,386.00		75,025.24
5/27/2022	5/27/2022	A/R	Lockbox	7,111.00		82,136.24
5/31/2022	5/31/2022	A/R	Lockbox	3,641.00		85,777.24
6/1/2022	6/1/2022	A/R	Lockbox	13,733.00		99,510.24
6/2/2022	6/2/2022	A/R	Lockbox	8,187.00		107,697.24
6/3/2022	6/3/2022	A/R	Lockbox	23,850.30		131,547.54
6/6/2022	6/6/2022	A/R	Lockbox	40,266.00		171,813.54
6/6/2022	6/6/2022	A/R	Lockbox	10,008.00		181,821.54
6/6/2022	6/6/2022	A/R	Adjustment Batch		858.00	180,963.54
6/6/2022	6/6/2022	A/P	A/P Voucher Post: Chk# Auto: Walters Management		4,270.00	176,693.54
6/7/2022	6/7/2022	A/R	Lockbox	6,108.00		182,801.54
6/8/2022	6/8/2022	A/R	Lockbox	1,560.00		184,361.54
6/9/2022	6/9/2022	A/R	Lockbox	4,210.00		188,571.54
6/10/2022	6/10/2022	A/R	Lockbox	3,836.00		192,407.54
6/13/2022	6/13/2022	A/P	A/P Voucher Post: Chk# 31388: UgMO Technologies		1,280.00	191,127.54
6/13/2022	6/13/2022	A/P	A/P Voucher Post: Chk# 31389: Pacific Backflow Corr		585.00	190,542.54
6/13/2022	6/13/2022	A/P	A/P Voucher Post: Chk# 31390: Dennis B Williams		750.00	189,792.54
6/13/2022	6/13/2022	A/P	A/P Voucher Post: Chk# 31391: The Bridges		9,082.00	180,710.54
6/13/2022	6/13/2022	A/P	A/P Voucher Payment Void: Dennis B Williams , Check	750.00		181,460.54
6/13/2022	6/13/2022	A/P	A/P Voucher Payment Void: The Bridges, Check #: 31:	9,082.00		190,542.54
6/13/2022	6/13/2022	A/R	Lockbox	5,097.00		195,639.54
6/13/2022	6/13/2022	A/P	A/P Voucher Post: Chk# 31392: Dennis B Williams		750.00	194,889.54
6/13/2022	6/13/2022	A/P	A/P Voucher Post: Chk# 31393: The Bridges		9,082.00	185,807.54
6/14/2022	6/14/2022	A/P	A/P Voucher Post: Chk# 31394: KJA Consulting		5,200.00	180,607.54
6/14/2022	6/14/2022	A/P	A/P Voucher Post: Chk# 31395: C. Casey Landscape		3,859.00	176,748.54
6/14/2022	6/14/2022	A/P	A/P Voucher Post: Chk# 31396: C. Casey Landscape		17,450.00	159,298.54
6/14/2022	6/14/2022	A/R	Lockbox	858.00		160,156.54
6/15/2022	6/15/2022	A/R	Lockbox	1,373.00		161,529.54
6/15/2022	6/15/2022	A/P	A/P Voucher Post: Chk# Auto: Walters Management		456.67	161,072.87
6/15/2022	6/15/2022	A/P	A/P Voucher Post: Chk# Auto: Olivenhain Municipal W:		194.90	160,877.97
6/16/2022	6/16/2022	A/R	Lockbox	1,401.00		162,278.97
6/17/2022	6/17/2022	A/R	Lockbox	1,674.00		163,952.97
6/21/2022	6/21/2022	A/R	Lockbox	1,874.34		165,827.31
6/22/2022	6/22/2022	A/P	A/P Voucher Post: Chk# 31397: Home Team Pest Defe		80.00	165,747.31
6/22/2022	6/22/2022	A/P	A/P Voucher Post: Chk# 31398: Home Team Pest Defe		64.90	165,682.41
6/22/2022	6/22/2022	A/P	A/P Voucher Post: Chk# Auto: Olivenhain Municipal W:		13,616.99	152,065.42
6/22/2022	6/22/2022	A/P	A/P Voucher Post: Chk# Auto: Farmers Insurance Exc		637.91	151,427.51
6/23/2022	6/23/2022	A/P	A/P Voucher Post: Chk# 31399: Pacific Backflow Corr		709.59	150,717.92
6/23/2022	6/23/2022	A/P	A/P Voucher Post: Chk# 31400: Cleanlot Maintenance		1,974.50	148,743.42
6/23/2022	6/23/2022	A/P	A/P Voucher Post: Chk# 31401: The Bridges Club		1,400.00	147,343.42
6/23/2022	6/23/2022	A/P	A/P Voucher Post: Chk# 31402: The Bridges Club		1,302.40	146,041.02
6/23/2022	6/23/2022	A/R	Lockbox	1,060.00		147,101.02
6/24/2022	6/24/2022	A/P	A/P Voucher Post: Chk# Auto: San Diego Gas & Electr		100.05	147,000.97
6/24/2022	6/24/2022	A/P	A/P Voucher Post: Chk# Auto: San Diego Gas & Electr		12.49	146,988.48
6/24/2022	6/24/2022	A/P	A/P Voucher Post: Chk# Auto: San Diego Gas & Electr		11.86	146,976.62
6/24/2022	6/24/2022	A/P	A/P Voucher Post: Chk# Auto: San Diego Gas & Electr		26.58	146,950.04
6/24/2022	6/24/2022	A/P	A/P Voucher Post: Chk# Auto: San Diego Gas & Electr		22.21	146,927.83
6/24/2022	6/24/2022	A/P	A/P Voucher Post: Chk# Auto: San Diego Gas & Electr		103.18	146,824.65
6/24/2022	6/24/2022	A/P	A/P Voucher Post: Chk# Auto: San Diego Gas & Electr		75.40	146,749.25
6/24/2022	6/24/2022	A/P	A/P Voucher Post: Chk# Auto: San Diego Gas & Electr		39.45	146,709.80
6/24/2022	6/24/2022	A/P	A/P Voucher Post: Chk# 31403: Ridgewood Tree Care		4,155.00	142,554.80
6/24/2022	6/24/2022	A/P	A/P Voucher Post: Chk# 31404: Rocky Murata Lands		4,600.00	137,954.80
6/24/2022	6/24/2022	A/P	A/P Voucher Post: Chk# 31405: The Bridges Club		3,440.00	134,514.80

Bridges Comm Assoc
General Ledger Summary

Posted 5/26/2022 To 6/25/2022 11:59:00 PM

Posted	Transaction	Source	Note	Debit	Credit	Balance
6/24/2022	6/24/2022	A/P	A/P Voucher Post: Chk# 31406: The Bridges Club		67,885.49	66,629.31
6/24/2022	6/24/2022	A/P	A/P Voucher Post: Chk# 31407: The Bridges Club		2,141.19	64,488.12
6/24/2022	6/24/2022	A/P	A/P Voucher Post: Chk# 31408: Ridgewood Tree Care		3,810.00	60,678.12
6/24/2022	6/24/2022	A/P	A/P Voucher Post: Chk# 31409: The Bridges Club		1,680.00	58,998.12
6/24/2022	6/24/2022	A/R	Lockbox	4,451.00		63,449.12
6/25/2022	6/25/2022	G/L	Home Team Pest Credit for Chk#31385 5/23/22	80.00		63,529.12
6/25/2022	6/25/2022	G/L	Home Team Pest Credit for Chk#31358 4/20/22	80.00		63,609.12
6/25/2022	6/25/2022	G/L	Home Team Pest Credit for Chk#31384 5/23/22	64.90		63,674.02
6/25/2022	6/25/2022	G/L	Bank Reconcile: Service Fee Charge		10.00	63,664.02
			Net Change: (9,975.22)	151,741.54	161,716.76	63,664.02
100130 Morgan Stanley Excess Op Cash *****9141						121,800.83
5/31/2022	5/31/2022	G/L	Bank Reconcile: Interest Earned	1.04		121,801.87
			Net Change: 1.04	1.04	0.00	121,801.87
102350 Morgan Stanley Reserve Cash *****9125						969,499.65
6/6/2022	6/6/2022	G/L	Matured Israel Disc BK	250,000.00		1,219,499.65
6/20/2022	6/20/2022	G/L	June Monthly Reserve Contribution	9,082.00		1,228,581.65
6/25/2022	6/25/2022	G/L	Bank Reconcile: Interest Earned	8.17		1,228,589.82
			Net Change: 259,090.17	259,090.17	0.00	1,228,589.82
102355 Morgan Stanley Reserve Investments 9						375,000.00
6/6/2022	6/6/2022	G/L	Matured Israel Disc BK		250,000.00	125,000.00
			Net Change: (250,000.00)	0.00	250,000.00	125,000.00
110000 Accounts Receivable						5,099.30
6/1/2022	6/1/2022	A/R	Billing	148,807.00		153,906.30
6/1/2022	6/1/2022	A/R	Apply Credit		34,682.00	119,224.30
6/1/2022	6/1/2022	A/R	Apply Credit		11,959.00	107,265.30
6/2/2022	6/2/2022	A/R	Apply Credit		7,127.00	100,138.30
6/3/2022	6/3/2022	A/R	Adjustment Batch		25.00	100,113.30
6/3/2022	6/3/2022	A/R	Adjustment Batch		10.00	100,103.30
6/3/2022	6/3/2022	A/R	Apply Credit	35.00	35.00	100,103.30
6/3/2022	6/3/2022	A/R	Apply Credit		22,133.30	77,970.00
6/6/2022	6/6/2022	A/R	Apply Credit		40,266.00	37,704.00
6/6/2022	6/6/2022	A/R	Apply Credit		9,388.00	28,316.00
6/6/2022	6/6/2022	A/R	Adjustment Batch	893.00		29,209.00
6/7/2022	6/7/2022	A/R	Apply Credit		6,108.00	23,101.00
6/8/2022	6/8/2022	A/R	Apply Credit		1,560.00	21,541.00
6/9/2022	6/9/2022	A/R	Apply Credit		2,120.00	19,421.00
6/10/2022	6/10/2022	A/R	Apply Credit		3,836.00	15,585.00
6/13/2022	6/13/2022	A/R	Apply Credit		3,896.00	11,689.00
6/14/2022	6/14/2022	A/R	Adjustment Batch		10.00	11,679.00
6/14/2022	6/14/2022	A/R	Adjustment Batch		25.00	11,654.00
6/14/2022	6/14/2022	A/R	Apply Credit	35.00	35.00	11,654.00
6/14/2022	6/14/2022	A/R	Apply Credit		858.00	10,796.00
6/15/2022	6/15/2022	A/R	Apply Credit		1,373.00	9,423.00
6/16/2022	6/16/2022	A/R	Late Fee	100.00		9,523.00
6/16/2022	6/16/2022	A/R	Apply Credit		1,401.00	8,122.00
6/17/2022	6/17/2022	A/R	Apply Credit		1,236.00	6,886.00
6/23/2022	6/20/2022	A/R	Late Fee	100.00		6,986.00
6/24/2022	6/24/2022	A/R	Apply Credit		1,797.00	5,189.00

Bridges Comm Assoc
General Ledger Summary

Posted 5/26/2022 To 6/25/2022 11:59:00 PM

Posted	Transaction	Source	Note	Debit	Credit	Balance
			Net Change: 89.70	149,970.00	149,880.30	5,189.00
210000 Prepaid Assessments						(53,771.51)
5/26/2022	5/26/2022	A/R	Lockbox		1,386.00	(55,157.51)
5/27/2022	5/27/2022	A/R	Lockbox		7,111.00	(62,268.51)
5/31/2022	5/31/2022	A/R	Lockbox		3,641.00	(65,909.51)
6/1/2022	6/1/2022	A/R	Apply Credit	34,682.00		(31,227.51)
6/1/2022	6/1/2022	A/R	Lockbox		13,733.00	(44,960.51)
6/1/2022	6/1/2022	A/R	Apply Credit	11,959.00		(33,001.51)
6/2/2022	6/2/2022	A/R	Lockbox		8,187.00	(41,188.51)
6/2/2022	6/2/2022	A/R	Apply Credit	7,127.00		(34,061.51)
6/3/2022	6/3/2022	A/R	Lockbox		23,850.30	(57,911.81)
6/3/2022	6/3/2022	A/R	Apply Credit	22,133.30		(35,778.51)
6/6/2022	6/6/2022	A/R	Lockbox		40,266.00	(76,044.51)
6/6/2022	6/6/2022	A/R	Apply Credit	40,266.00		(35,778.51)
6/6/2022	6/6/2022	A/R	Lockbox		10,008.00	(45,786.51)
6/6/2022	6/6/2022	A/R	Apply Credit	9,388.00		(36,398.51)
6/7/2022	6/7/2022	A/R	Lockbox		6,108.00	(42,506.51)
6/7/2022	6/7/2022	A/R	Apply Credit	6,108.00		(36,398.51)
6/8/2022	6/8/2022	A/R	Lockbox		1,560.00	(37,958.51)
6/8/2022	6/8/2022	A/R	Apply Credit	1,560.00		(36,398.51)
6/9/2022	6/9/2022	A/R	Lockbox		4,210.00	(40,608.51)
6/9/2022	6/9/2022	A/R	Apply Credit	2,120.00		(38,488.51)
6/10/2022	6/10/2022	A/R	Lockbox		3,836.00	(42,324.51)
6/10/2022	6/10/2022	A/R	Apply Credit	3,836.00		(38,488.51)
6/13/2022	6/13/2022	A/P	A/P Voucher Post: Chk# 31390: Dennis B Williams	750.00		(37,738.51)
6/13/2022	6/13/2022	A/P	A/P Voucher Payment Void: Dennis B Williams , Check		750.00	(38,488.51)
6/13/2022	6/13/2022	A/R	Lockbox		5,097.00	(43,585.51)
6/13/2022	6/13/2022	A/R	Apply Credit	3,896.00		(39,689.51)
6/13/2022	6/13/2022	A/P	A/P Voucher Post: Chk# 31392: Dennis B Williams	750.00		(38,939.51)
6/14/2022	6/14/2022	A/R	Lockbox		858.00	(39,797.51)
6/14/2022	6/14/2022	A/R	Apply Credit	858.00		(38,939.51)
6/15/2022	6/15/2022	A/R	Lockbox		1,373.00	(40,312.51)
6/15/2022	6/15/2022	A/R	Apply Credit	1,373.00		(38,939.51)
6/16/2022	6/16/2022	A/R	Lockbox		1,401.00	(40,340.51)
6/16/2022	6/16/2022	A/R	Apply Credit	1,401.00		(38,939.51)
6/17/2022	6/17/2022	A/R	Lockbox		1,674.00	(40,613.51)
6/17/2022	6/17/2022	A/R	Apply Credit	1,236.00		(39,377.51)
6/21/2022	6/21/2022	A/R	Lockbox		1,874.34	(41,251.85)
6/23/2022	6/23/2022	A/R	Lockbox		1,060.00	(42,311.85)
6/24/2022	6/24/2022	A/R	Lockbox		4,451.00	(46,762.85)
6/24/2022	6/24/2022	A/R	Apply Credit	1,797.00		(44,965.85)
			Net Change: 8,805.66	151,240.30	142,434.64	(44,965.85)
210025 Collection Costs Due Mgmt						0.00
6/6/2022	6/6/2022	A/R	Adjustment Batch		25.00	(25.00)
6/14/2022	6/14/2022	A/R	Adjustment Batch	25.00		0.00
			Net Change: 0.00	25.00	25.00	0.00
301110 General Replacement						(1,096,813.63)
6/20/2022	6/20/2022	G/L	June Monthly Reserve Contribution		6,694.00	(1,103,507.63)
			Net Change: (6,694.00)	0.00	6,694.00	(1,103,507.63)

Bridges Comm Assoc
General Ledger Summary

Posted 5/26/2022 To 6/25/2022 11:59:00 PM

Posted	Transaction	Source	Note	Debit	Credit	Balance
301290 Interest						(2,827.40)
6/25/2022	6/25/2022	G/L	Bank Reconcile: Interest Earned		8.17	(2,835.57)
			Net Change: (8.17)	0.00	8.17	(2,835.57)
302820 Tree Replacement						0.00
6/24/2022	6/24/2022	A/P	A/P Voucher Post: Chk# 31409: The Bridges Club	1,680.00		1,680.00
6/25/2022	6/25/2022	G/L	The Bridges club Inv#1299053022 6/24/22		1,680.00	0.00
			Net Change: 0.00	1,680.00	1,680.00	0.00
310060 CC1R Gen Replacement						(203,663.72)
6/20/2022	6/20/2022	G/L	June Monthly Reserve Contribution		1,967.00	(205,630.72)
			Net Change: (1,967.00)	0.00	1,967.00	(205,630.72)
320060 CC2R Gen Replacement						(24,843.70)
6/20/2022	6/20/2022	G/L	June Monthly Reserve Contribution		181.00	(25,024.70)
			Net Change: (181.00)	0.00	181.00	(25,024.70)
330020 CC3R Gen Replacement						(16,351.20)
6/20/2022	6/20/2022	G/L	June Monthly Reserve Contribution		240.00	(16,591.20)
			Net Change: (240.00)	0.00	240.00	(16,591.20)
399990 Retained Earnings						(150,393.46)
502000 Assessment Income						(625,400.00)
6/1/2022	6/1/2022	A/R	Billing		125,080.00	(750,480.00)
			Net Change: (125,080.00)	0.00	125,080.00	(750,480.00)
502200 Unrefundable						(1,545.00)
502720 Late Charges						0.00
6/3/2022	6/3/2022	A/R	Adjustment Batch	10.00		10.00
6/16/2022	6/16/2022	A/R	Late Fee		100.00	(90.00)
			Net Change: (90.00)	10.00	100.00	(90.00)
502980 Collection Reimbursement						(425.00)
6/3/2022	6/3/2022	A/R	Adjustment Batch	25.00		(400.00)
6/23/2022	6/20/2022	A/R	Late Fee		100.00	(500.00)
			Net Change: (75.00)	25.00	100.00	(500.00)
511000 Interest Income						(5.04)
5/31/2022	5/31/2022	G/L	Bank Reconcile: Interest Earned		1.04	(6.08)
			Net Change: (1.04)	0.00	1.04	(6.08)
620000 Electricity						2,092.58
6/24/2022	6/24/2022	A/P	A/P Voucher Post: Chk# Auto: San Diego Gas & Electr	100.05		2,192.63
6/24/2022	6/24/2022	A/P	A/P Voucher Post: Chk# Auto: San Diego Gas & Electr	12.49		2,205.12
6/24/2022	6/24/2022	A/P	A/P Voucher Post: Chk# Auto: San Diego Gas & Electr	26.58		2,231.70
6/24/2022	6/24/2022	A/P	A/P Voucher Post: Chk# Auto: San Diego Gas & Electr	22.21		2,253.91
6/24/2022	6/24/2022	A/P	A/P Voucher Post: Chk# Auto: San Diego Gas & Electr	103.18		2,357.09
6/24/2022	6/24/2022	A/P	A/P Voucher Post: Chk# Auto: San Diego Gas & Electr	75.40		2,432.49
6/24/2022	6/24/2022	A/P	A/P Voucher Post: Chk# Auto: San Diego Gas & Electr	39.45		2,471.94

Bridges Comm Assoc General Ledger Summary

Posted 5/26/2022 To 6/25/2022 11:59:00 PM

Posted	Transaction	Source	Note	Debit	Credit	Balance
Net Change: 379.36				379.36	0.00	2,471.94
621100 Water Irrigation						39,928.65
6/22/2022	6/22/2022	A/P	A/P Voucher Post: Chk# Auto: Olivenhain Municipal W:	9,261.99		49,190.64
6/23/2022	6/23/2022	A/P	A/P Voucher Post: Chk# 31402: The Bridges Club	1,302.40		50,493.04
Net Change: 10,564.39				10,564.39	0.00	50,493.04
634000 Repairs & Maintenance						8,280.85
6/13/2022	6/13/2022	A/P	A/P Voucher Post: Chk# 31389: Pacific Backflow Corr	585.00		8,865.85
6/23/2022	6/23/2022	A/P	A/P Voucher Post: Chk# 31399: Pacific Backflow Corr	709.59		9,575.44
Net Change: 1,294.59				1,294.59	0.00	9,575.44
634052 Private Streets & Driveways						9,513.51
6/23/2022	6/23/2022	A/P	A/P Voucher Post: Chk# 31400: Cleanlot Maintenance	1,974.50		11,488.01
Net Change: 1,974.50				1,974.50	0.00	11,488.01
634550 Shared Use Expense						352,680.12
6/24/2022	6/24/2022	A/P	A/P Voucher Post: Chk# 31406: The Bridges Club	67,885.49		420,565.61
6/24/2022	6/24/2022	A/P	A/P Voucher Post: Chk# 31407: The Bridges Club	2,141.19		422,706.80
Net Change: 70,026.68				70,026.68	0.00	422,706.80
637000 Pest Control						4,569.80
6/22/2022	6/22/2022	A/P	A/P Voucher Post: Chk# 31397: Home Team Pest Defe	80.00		4,649.80
6/22/2022	6/22/2022	A/P	A/P Voucher Post: Chk# 31398: Home Team Pest Defe	64.90		4,714.70
6/25/2022	6/25/2022	G/L	Home Team Pest Credit for Chk#31385 5/23/22		80.00	4,634.70
6/25/2022	6/25/2022	G/L	Home Team Pest Credit for Chk#31358 4/20/22		80.00	4,554.70
6/25/2022	6/25/2022	G/L	Home Team Pest Credit for Chk#31384 5/23/22		64.90	4,489.80
Net Change: (80.00)				144.90	224.90	4,489.80
639000 Landscaping						79,860.70
6/13/2022	6/13/2022	A/P	A/P Voucher Post: Chk# 31388: UgMO Technologies	1,280.00		81,140.70
6/14/2022	6/14/2022	A/P	A/P Voucher Post: Chk# 31396: C. Casey Landscape	8,650.00		89,790.70
6/24/2022	6/24/2022	A/P	A/P Voucher Post: Chk# 31404: Rockey Murata Lands	4,600.00		94,390.70
6/24/2022	6/24/2022	A/P	A/P Voucher Post: Chk# 31405: The Bridges Club	3,440.00		97,830.70
Net Change: 17,970.00				17,970.00	0.00	97,830.70
639070 Landscape Supplies						18,260.00
6/14/2022	6/14/2022	A/P	A/P Voucher Post: Chk# 31395: C. Casey Landscape	1,080.00		19,340.00
Net Change: 1,080.00				1,080.00	0.00	19,340.00
639200 Tree Service						1,435.98
6/25/2022	6/25/2022	G/L	The Bridges club Inv#1299053022 6/24/22	1,680.00		3,115.98
6/25/2022	6/25/2022	G/L	The Bridges club Inv#1299053022 6/24/22		1,680.00	1,435.98
Net Change: 0.00				1,680.00	1,680.00	1,435.98
639255 Tree Spraying						3,555.00
6/24/2022	6/24/2022	A/P	A/P Voucher Post: Chk# 31403: Ridgewood Tree Care	1,995.00		5,550.00
6/24/2022	6/24/2022	A/P	A/P Voucher Post: Chk# 31408: Ridgewood Tree Care	3,810.00		9,360.00
6/25/2022	6/25/2022	G/L	The Bridges club Inv#1299053022 6/24/22	1,680.00		11,040.00
Net Change: 7,485.00				7,485.00	0.00	11,040.00

Bridges Comm Assoc
General Ledger Summary

Posted 5/26/2022 To 6/25/2022 11:59:00 PM

Posted	Transaction	Source	Note	Debit	Credit	Balance
650000 Administrative Expenses						5,547.94
6/6/2022	6/6/2022	A/P	A/P Voucher Post: Chk# Auto: Walters Management	120.00		5,667.94
6/14/2022	6/14/2022	A/R	Adjustment Batch	10.00		5,677.94
6/15/2022	6/15/2022	A/P	A/P Voucher Post: Chk# Auto: Walters Management	456.67		6,134.61
			Net Change: 586.67	586.67	0.00	6,134.61
651000 Professional Fees						7,800.00
6/14/2022	6/14/2022	A/P	A/P Voucher Post: Chk# 31394: KJA Consulting	5,200.00		13,000.00
			Net Change: 5,200.00	5,200.00	0.00	13,000.00
651525 Bank Charges						0.00
6/6/2022	6/6/2022	A/R	Adjustment Batch		10.00	(10.00)
6/25/2022	6/25/2022	G/L	Bank Reconcile: Service Fee Charge	10.00		0.00
			Net Change: 0.00	10.00	10.00	0.00
651550 Review/Audit Fee						950.00
651800 Collection Expense						425.00
654000 Insurance						3,055.14
6/22/2022	6/22/2022	A/P	A/P Voucher Post: Chk# Auto: Farmers Insurance Exc	637.91		3,693.05
			Net Change: 637.91	637.91	0.00	3,693.05
658500 Income Taxes						1,600.00
661000 Property Management						14,247.00
6/6/2022	6/6/2022	A/P	A/P Voucher Post: Chk# Auto: Walters Management	2,850.00		17,097.00
			Net Change: 2,850.00	2,850.00	0.00	17,097.00
661030 Arch Maintenance Fee						2,500.00
6/6/2022	6/6/2022	A/P	A/P Voucher Post: Chk# Auto: Walters Management	500.00		3,000.00
			Net Change: 500.00	500.00	0.00	3,000.00
810000 CC1 Income - The Villas						(96,760.00)
6/1/2022	6/1/2022	A/R	Billing		19,352.00	(116,112.00)
			Net Change: (19,352.00)	0.00	19,352.00	(116,112.00)
810080 CC1 Electricity						165.13
810110 CC1 Lndscp Supplies						38,833.85
6/14/2022	6/14/2022	A/P	A/P Voucher Post: Chk# 31395: C. Casey Landscape	2,779.00		41,612.85
			Net Change: 2,779.00	2,779.00	0.00	41,612.85
810180 CC1 Water						15,415.02
6/22/2022	6/22/2022	A/P	A/P Voucher Post: Chk# Auto: Olivenhain Municipal W:	4,355.00		19,770.02
			Net Change: 4,355.00	4,355.00	0.00	19,770.02
810280 CC1 Landscaping						45,693.00
6/14/2022	6/14/2022	A/P	A/P Voucher Post: Chk# 31396: C. Casey Landscape	8,800.00		54,493.00
			Net Change: 8,800.00	8,800.00	0.00	54,493.00
810340 CC1 Management Fee						2,000.00
6/6/2022	6/6/2022	A/P	A/P Voucher Post: Chk# Auto: Walters Management	400.00		2,400.00

Bridges Comm Assoc
General Ledger Summary

Posted 5/26/2022 To 6/25/2022 11:59:00 PM

Posted	Transaction	Source	Note	Debit	Credit	Balance
			Net Change: 400.00	400.00	0.00	2,400.00
			810370 CC1 Repairs & Maintenance			8,751.78
			810420 CC1 Tree Trimming			14,438.57
6/24/2022	6/24/2022	A/P	A/P Voucher Post: Chk# 31403: Ridgewood Tree Care	2,160.00		16,598.57
			Net Change: 2,160.00	2,160.00	0.00	16,598.57
			820000 CC2 Income - The Groves			(18,755.00)
6/1/2022	6/1/2022	A/R	Billing		3,751.00	(22,506.00)
			Net Change: (3,751.00)	0.00	3,751.00	(22,506.00)
			820050 CC2 Water			9,441.51
6/15/2022	6/15/2022	A/P	A/P Voucher Post: Chk# Auto: Olivenhain Municipal W:	194.90		9,636.41
			Net Change: 194.90	194.90	0.00	9,636.41
			820070 CC2 Electricity			60.95
6/24/2022	6/24/2022	A/P	A/P Voucher Post: Chk# Auto: San Diego Gas & Electr	11.86		72.81
			Net Change: 11.86	11.86	0.00	72.81
			820210 CC2 Landscaping			11,123.56
6/23/2022	6/23/2022	A/P	A/P Voucher Post: Chk# 31401: The Bridges Club	1,400.00		12,523.56
			Net Change: 1,400.00	1,400.00	0.00	12,523.56
			820260 CC2 Management Fee			1,500.00
6/6/2022	6/6/2022	A/P	A/P Voucher Post: Chk# Auto: Walters Management	300.00		1,800.00
			Net Change: 300.00	300.00	0.00	1,800.00
			830000 CC3 Income - The Tennis Center			(3,120.00)
6/1/2022	6/1/2022	A/R	Billing		624.00	(3,744.00)
			Net Change: (624.00)	0.00	624.00	(3,744.00)
			830210 CC3 Management Fee			500.00
6/6/2022	6/6/2022	A/P	A/P Voucher Post: Chk# Auto: Walters Management	100.00		600.00
			Net Change: 100.00	100.00	0.00	600.00
			901110 General Replacement			33,465.00
6/13/2022	6/13/2022	A/P	A/P Voucher Post: Chk# 31391: The Bridges	6,694.00		40,159.00
6/13/2022	6/13/2022	A/P	A/P Voucher Payment Void: The Bridges, Check #: 31:		6,694.00	33,465.00
6/13/2022	6/13/2022	A/P	A/P Voucher Post: Chk# 31393: The Bridges	6,694.00		40,159.00
			Net Change: 6,694.00	13,388.00	6,694.00	40,159.00
			910060 CC1R Gen Replacement			9,835.00
6/13/2022	6/13/2022	A/P	A/P Voucher Post: Chk# 31391: The Bridges	1,967.00		11,802.00
6/13/2022	6/13/2022	A/P	A/P Voucher Payment Void: The Bridges, Check #: 31:		1,967.00	9,835.00
6/13/2022	6/13/2022	A/P	A/P Voucher Post: Chk# 31393: The Bridges	1,967.00		11,802.00
			Net Change: 1,967.00	3,934.00	1,967.00	11,802.00
			920060 CC2R Gen Replacement			910.00
6/13/2022	6/13/2022	A/P	A/P Voucher Post: Chk# 31391: The Bridges	181.00		1,091.00
6/13/2022	6/13/2022	A/P	A/P Voucher Payment Void: The Bridges, Check #: 31:		181.00	910.00

Bridges Comm Assoc
General Ledger Summary

Posted 5/26/2022 To 6/25/2022 11:59:00 PM

Posted	Transaction	Source	Note	Debit	Credit	Balance
6/13/2022	6/13/2022	A/P	A/P Voucher Post: Chk# 31393: The Bridges	181.00		1,091.00
			Net Change: 181.00	362.00	181.00	1,091.00
						1,200.00
930020 CC3R Gen Replacement						
6/13/2022	6/13/2022	A/P	A/P Voucher Post: Chk# 31391: The Bridges	240.00		1,440.00
6/13/2022	6/13/2022	A/P	A/P Voucher Payment Void: The Bridges, Check #: 31:		240.00	1,200.00
6/13/2022	6/13/2022	A/P	A/P Voucher Post: Chk# 31393: The Bridges	240.00		1,440.00
			Net Change: 240.00	480.00	240.00	1,440.00
						0.00
999998 GL Suspense						
6/6/2022	6/6/2022	G/L	Matured Israel Disc BK		250,000.00	(250,000.00)
6/6/2022	6/6/2022	G/L	Matured Israel Disc BK	250,000.00		0.00
			Net Change: 0.00	250,000.00	250,000.00	0.00