

Bridges Comm Assoc

Balance Sheet

Period 07/25/2022

	07/2022	06/2022	Net Change
<b>Assets</b>			
<u>Cash - Operating</u>			
100000 CIT Checking	109,290.41	63,664.02	45,626.39
100130 Morgan Stanley Excess Op Cash	121,802.86	121,801.87	0.99
<u>Total Cash - Operating</u>	<u>231,093.27</u>	<u>185,465.89</u>	<u>45,627.38</u>
<u>Cash - Reserves</u>			
102350 Morgan Stanley Reserve Cash	1,237,900.34	1,228,589.82	9,310.52
102355 Morgan Stanley Reserve Investments	125,000.00	125,000.00	0.00
<u>Total Cash - Reserves</u>	<u>1,362,900.34</u>	<u>1,353,589.82</u>	<u>9,310.52</u>
<u>Accounts Receivable</u>			
110000 Accounts Receivable	3,720.00	5,189.00	(1,469.00)
<u>Total Accounts Receivable</u>	<u>3,720.00</u>	<u>5,189.00</u>	<u>(1,469.00)</u>
<u>Total Assets</u>	<u>1,597,713.61</u>	<u>1,544,244.71</u>	<u>53,468.90</u>
<b>Liabilities &amp; Equity</b>			
<u>Current Liabilities</u>			
210000 Prepaid Assessments	61,352.10	44,965.85	16,386.25
<u>Total Current Liabilities</u>	<u>61,352.10</u>	<u>44,965.85</u>	<u>16,386.25</u>
<u>Operating Equity</u>			
399990 Retained Earnings	150,393.46	150,393.46	0.00
Current Year Net Income/(Loss)	23,067.71	(4,704.42)	27,772.13
<u>Total Operating Equity</u>	<u>173,461.17</u>	<u>145,689.04</u>	<u>27,772.13</u>
<u>Reserve Equity</u>			
301110 General Replacement	1,110,201.63	1,103,507.63	6,694.00
301290 Interest	3,064.09	2,835.57	228.52
310060 CC1R Gen Replacement	207,597.72	205,630.72	1,967.00
320060 CC2R Gen Replacement	25,205.70	25,024.70	181.00
330020 CC3R Gen Replacement	16,831.20	16,591.20	240.00
<u>Total Reserve Equity</u>	<u>1,362,900.34</u>	<u>1,353,589.82</u>	<u>9,310.52</u>
<u>Total Liabilities &amp; Equity</u>	<u>1,597,713.61</u>	<u>1,544,244.71</u>	<u>53,468.90</u>

# Bridges Comm Assoc Budget Comparison

Period 6/26/2022 To 7/25/2022 11:59:00 PM

Current Month Operating			Year to Date Operating				
Actual	Budget	\$ Var	Actual	Budget	\$ Var	Annual	
<b>Income</b>							
<b><u>Assessments</u></b>							
125,080.00	125,080.00	0.00					
			502000 Assessment Income	875,560.00	875,560.00	0.00	1,500,960.00
<b>125,080.00</b>	<b>125,080.00</b>	<b>0.00</b>	<b>TOTAL Assessments</b>	<b>875,560.00</b>	<b>875,560.00</b>	<b>0.00</b>	<b>1,500,960.00</b>
<b><u>Other Income</u></b>							
0.00	0.00	0.00					
			502200 Unrefundable	1,545.00	0.00	1,545.00	0.00
(70.00)	0.00	(70.00)	502720 Late Charges	20.00	0.00	20.00	0.00
50.00	0.00	50.00	502980 Collection Reimbursement	550.00	0.00	550.00	0.00
0.99	0.00	0.99	511000 Interest Income	7.07	0.00	7.07	0.00
<b>(19.01)</b>	<b>0.00</b>	<b>(19.01)</b>	<b>TOTAL Other Income</b>	<b>2,122.07</b>	<b>0.00</b>	<b>2,122.07</b>	<b>0.00</b>
<b>125,060.99</b>	<b>125,080.00</b>	<b>(19.01)</b>	<b>TOTAL Income</b>	<b>877,682.07</b>	<b>875,560.00</b>	<b>2,122.07</b>	<b>1,500,960.00</b>
<b>Expense</b>							
<b><u>03 Utilities</u></b>							
0.00	363.00	363.00					
			620000 Electricity	2,471.94	2,535.00	63.06	4,350.00
11,711.34	9,773.00	(1,938.34)	621100 Water Irrigation	62,204.38	68,405.00	6,200.62	117,270.00
<b>11,711.34</b>	<b>10,136.00</b>	<b>(1,575.34)</b>	<b>TOTAL 03 Utilities</b>	<b>64,676.32</b>	<b>70,940.00</b>	<b>6,263.68</b>	<b>121,620.00</b>
<b><u>04 Common Area Maintenance</u></b>							
3,640.67	1,833.00	(1,807.67)					
			634000 Repairs & Maintenance	13,216.11	12,835.00	(381.11)	22,000.00
1,974.50	1,792.00	(182.50)	634052 Private Streets & Driveways	13,462.51	12,540.00	(922.51)	21,500.00
0.00	70,027.00	70,027.00	634550 Shared Use Expense	422,706.80	490,185.00	67,478.20	840,320.00
1,400.00	125.00	(1,275.00)	637000 Pest Control	5,889.80	875.00	(5,014.80)	1,500.00
<b>7,015.17</b>	<b>73,777.00</b>	<b>66,761.83</b>	<b>TOTAL 04 Common Area Maintenance</b>	<b>455,275.22</b>	<b>516,435.00</b>	<b>61,159.78</b>	<b>885,320.00</b>
<b><u>05 Landscaping</u></b>							
17,120.00	16,667.00	(453.00)					
			639000 Landscaping	114,950.70	116,665.00	1,714.30	200,000.00
0.00	1,708.00	1,708.00	639070 Landscape Supplies	19,340.00	11,960.00	(7,380.00)	20,500.00
0.00	0.00	0.00	639200 Tree Service	1,435.98	1,436.31	0.33	20,000.00

# Bridges Comm Assoc Budget Comparison

Period 6/26/2022 To 7/25/2022 11:59:00 PM

Current Month Operating			Year to Date Operating				
Actual	Budget	\$ Var		Actual	Budget	\$ Var	Annual
0.00	0.00	0.00	639255 Tree Spraying	11,040.00	3,555.00	(7,485.00)	13,000.00
20,000.00	0.00	(20,000.00)	639350 Brush Control	20,000.00	0.00	(20,000.00)	34,000.00
<b>37,120.00</b>	<b>18,375.00</b>	<b>(18,745.00)</b>	<b>TOTAL 05 Landscaping</b>	<b>166,766.68</b>	<b>133,616.31</b>	<b>(33,150.37)</b>	<b>287,500.00</b>
<b><u>11 Administration</u></b>							
1,323.29	1,333.00	9.71	650000 Administrative Expenses	7,457.90	9,335.00	1,877.10	16,000.00
0.00	0.00	0.00	650825 Annual Meeting	0.00	0.00	0.00	2,000.00
2,600.00	1,667.00	(933.00)	651000 Professional Fees	15,600.00	23,825.00	8,225.00	32,160.00
0.00	0.00	0.00	651550 Review /Audit Fee	950.00	1,000.00	50.00	1,000.00
0.00	292.00	292.00	651750 Legal Fees	0.00	2,040.00	2,040.00	3,500.00
75.00	75.00	0.00	651800 Collection Expense	500.00	525.00	25.00	900.00
825.00	0.00	(825.00)	651850 Reserve Study	825.00	800.00	(25.00)	800.00
637.91	845.00	207.09	654000 Insurance	4,330.96	5,915.00	1,584.04	10,140.00
0.00	0.00	0.00	657000 Social Fund	0.00	0.00	0.00	19,500.00
0.00	0.00	0.00	658500 Income Taxes	1,600.00	0.00	(1,600.00)	0.00
2,850.00	2,850.00	0.00	661000 Property Management	19,947.00	19,947.00	0.00	34,197.00
500.00	500.00	0.00	661030 Arch Maintenance Fee	3,500.00	3,500.00	0.00	6,000.00
<b>8,811.20</b>	<b>7,562.00</b>	<b>(1,249.20)</b>	<b>TOTAL 11 Administration</b>	<b>54,710.86</b>	<b>66,887.00</b>	<b>12,176.14</b>	<b>126,197.00</b>
<b><u>21 Cost Center 1</u></b>							
(19,352.00)	(19,352.00)	0.00	810000 CC1 Income - The Villas	(135,464.00)	(135,464.00)	0.00	(232,224.00)
0.00	83.00	83.00	810080 CC1 Electricity	165.13	585.00	419.87	1,000.00
7,895.00	1,750.00	(6,145.00)	810110 CC1 Lndscp Supplies	49,507.85	12,250.00	(37,257.85)	21,000.00
4,353.08	3,065.00	(1,288.08)	810180 CC1 Water	24,123.10	21,457.00	(2,666.10)	36,782.00
8,800.00	9,064.00	264.00	810280 CC1 Landscaping	63,293.00	63,448.00	155.00	108,768.00
400.00	400.00	0.00	810340 CC1 Management Fee	2,800.00	2,800.00	0.00	4,800.00
0.00	542.00	542.00	810370 CC1 Repairs & Maintenance	8,751.78	3,790.00	(4,961.78)	6,500.00
19,009.87	0.00	(19,009.87)	810420 CC1 Tree Trimming	35,608.44	14,438.57	(21,169.87)	29,770.00
1,967.00	1,967.00	0.00	910060 CC1R Gen Replacement	13,769.00	13,769.00	0.00	23,604.00

# Bridges Comm Assoc Budget Comparison

Period 6/26/2022 To 7/25/2022 11:59:00 PM

Current Month Operating			Year to Date Operating				
Actual	Budget	\$ Var		Actual	Budget	\$ Var	Annual
<b>23,072.95</b>	<b>(2,481.00)</b>	<b>(25,553.95)</b>	<b>TOTAL 21 Cost Center 1</b>	<b>62,554.30</b>	<b>(2,926.43)</b>	<b>(65,480.73)</b>	<b>0.00</b>
			<b><u>22 Cost Center 2</u></b>				
(3,751.00)	(3,751.00)	0.00	820000 CC2 Income - The Groves	(26,257.00)	(26,257.00)	0.00	(45,012.00)
2,358.48	1,958.00	(400.48)	820050 CC2 Water	11,994.89	13,710.00	1,715.11	23,500.00
0.00	11.00	11.00	820070 CC2 Electricity	72.81	80.00	7.19	135.00
4,059.72	1,300.00	(2,759.72)	820210 CC2 Landscaping	16,583.28	9,100.00	(7,483.28)	15,600.00
300.00	300.00	0.00	820260 CC2 Management Fee	2,100.00	2,100.00	0.00	3,600.00
181.00	181.00	0.00	920060 CC2R Gen Replacement	1,272.00	1,272.00	0.00	2,177.00
<b>3,148.20</b>	<b>(1.00)</b>	<b>(3,149.20)</b>	<b>TOTAL 22 Cost Center 2</b>	<b>5,765.98</b>	<b>5.00</b>	<b>(5,760.98)</b>	<b>0.00</b>
			<b><u>23 Cost Center 3</u></b>				
(624.00)	(720.00)	(96.00)	830000 CC3 Income - The Tennis Center	(4,368.00)	(5,040.00)	(672.00)	(8,640.00)
0.00	20.00	20.00	830030 CC3 Electricity	0.00	140.00	140.00	240.00
0.00	60.00	60.00	830040 CC3 Water	0.00	420.00	420.00	720.00
0.00	300.00	300.00	830080 CC3 Landscaping	0.00	2,100.00	2,100.00	3,600.00
100.00	100.00	0.00	830210 CC3 Management Fee	700.00	700.00	0.00	1,200.00
240.00	240.00	0.00	930020 CC3R Gen Replacement	1,680.00	1,680.00	0.00	2,880.00
<b>(284.00)</b>	<b>0.00</b>	<b>284.00</b>	<b>TOTAL 23 Cost Center 3</b>	<b>(1,988.00)</b>	<b>0.00</b>	<b>1,988.00</b>	<b>0.00</b>
			<b><u>50 Reserve Contributions</u></b>				
6,694.00	6,694.00	0.00	901110 General Replacement	46,853.00	46,853.00	0.00	80,323.00
<b>6,694.00</b>	<b>6,694.00</b>	<b>0.00</b>	<b>TOTAL 50 Reserve Contributions</b>	<b>46,853.00</b>	<b>46,853.00</b>	<b>0.00</b>	<b>80,323.00</b>
<b>97,288.86</b>	<b>114,062.00</b>	<b>16,773.14</b>	<b>TOTAL Expense</b>	<b>854,614.36</b>	<b>831,809.88</b>	<b>(22,804.48)</b>	<b>1,500,960.00</b>
<b>27,772.13</b>	<b>11,018.00</b>	<b>16,754.13</b>	<b>Net Income/(Loss)</b>	<b>23,067.71</b>	<b>43,750.12</b>	<b>(20,682.41)</b>	<b>0.00</b>

**Annualized Income Statement Act & Budget  
Bridges Comm Assoc**

Posted 6/26/2022 To 7/25/2022 11:59:00 PM

**Operating**

	January	February	March	April	May	June	July	August	September	October	November	December	Total	Budget
<b>INCOME</b>														
<b><u>Assessments</u></b>														
Assessment Income	125,080.00	125,080.00	125,080.00	125,080.00	125,080.00	125,080.00	125,080.00	125,080.00	125,080.00	125,080.00	125,080.00	125,080.00	1,500,960.00	1,500,960.00
<b>TOTAL Assessments</b>	<b>125,080.00</b>	<b>125,080.00</b>	<b>125,080.00</b>	<b>125,080.00</b>	<b>125,080.00</b>	<b>125,080.00</b>	<b>125,080.00</b>	<b>125,080.00</b>	<b>125,080.00</b>	<b>125,080.00</b>	<b>125,080.00</b>	<b>125,080.00</b>	<b>1,500,960.00</b>	<b>1,500,960.00</b>
<b><u>Other Income</u></b>														
Unrefundable	0.00	515.00	0.00	1,030.00	0.00	0.00	0.00	0.00	0.00	0.00	0.00	0.00	1,545.00	0.00
Late Charges	0.00	0.00	0.00	20.00	(20.00)	90.00	(70.00)	0.00	0.00	0.00	0.00	0.00	20.00	0.00
Collection Reimbursement	250.00	100.00	50.00	(75.00)	100.00	75.00	50.00	0.00	0.00	0.00	0.00	0.00	550.00	0.00
Interest Income	1.04	1.03	0.93	1.04	1.00	1.04	0.99	0.00	0.00	0.00	0.00	0.00	7.07	0.00
<b>TOTAL Other Income</b>	<b>251.04</b>	<b>616.03</b>	<b>50.93</b>	<b>976.04</b>	<b>81.00</b>	<b>166.04</b>	<b>(19.01)</b>	<b>0.00</b>	<b>0.00</b>	<b>0.00</b>	<b>0.00</b>	<b>0.00</b>	<b>2,122.07</b>	<b>0.00</b>
<b>TOTAL INCOME</b>	<b>125,331.04</b>	<b>125,696.03</b>	<b>125,130.93</b>	<b>126,056.04</b>	<b>125,161.00</b>	<b>125,246.04</b>	<b>125,060.99</b>	<b>125,080.00</b>	<b>125,080.00</b>	<b>125,080.00</b>	<b>125,080.00</b>	<b>125,080.00</b>	<b>1,503,082.07</b>	<b>1,500,960.00</b>
<b>EXPENSES</b>														
<b><u>03 Utilities</u></b>														
Electricity	393.87	427.85	458.37	407.44	405.05	379.36	0.00	363.00	363.00	363.00	363.00	363.00	4,286.94	4,350.00
Water Irrigation	11,411.35	2,414.41	6,819.90	9,419.37	9,863.62	10,564.39	11,711.34	9,773.00	9,773.00	9,773.00	9,773.00	9,773.00	111,069.38	117,270.00
<b>TOTAL 03 Utilities</b>	<b>11,805.22</b>	<b>2,842.26</b>	<b>7,278.27</b>	<b>9,826.81</b>	<b>10,268.67</b>	<b>10,943.75</b>	<b>11,711.34</b>	<b>10,136.00</b>	<b>10,136.00</b>	<b>10,136.00</b>	<b>10,136.00</b>	<b>10,136.00</b>	<b>115,356.32</b>	<b>121,620.00</b>
<b><u>04 Common Area Maintenance</u></b>														
Repairs & Maintenance	5,055.85	850.00	0.00	850.00	1,525.00	1,294.59	3,640.67	1,833.00	1,833.00	1,833.00	1,833.00	1,833.00	22,381.11	22,000.00
Private Streets & Driveway	1,884.75	1,884.75	1,884.75	1,929.63	1,929.63	1,974.50	1,974.50	1,792.00	1,792.00	1,792.00	1,792.00	1,792.00	22,422.51	21,500.00
Shared Use Expense	70,026.68	70,026.68	72,573.40	70,026.68	70,026.68	70,026.68	0.00	70,027.00	70,027.00	70,027.00	70,027.00	70,027.00	772,841.80	840,320.00
Pest Control	2,800.00	0.00	1,609.80	15.10	144.90	(80.00)	1,400.00	125.00	125.00	125.00	125.00	125.00	6,514.80	1,500.00
<b>TOTAL 04 Common Area Maintenance</b>	<b>79,767.28</b>	<b>72,761.43</b>	<b>76,067.95</b>	<b>72,821.41</b>	<b>73,626.21</b>	<b>73,215.77</b>	<b>7,015.17</b>	<b>73,777.00</b>	<b>73,777.00</b>	<b>73,777.00</b>	<b>73,777.00</b>	<b>73,777.00</b>	<b>824,160.22</b>	<b>885,320.00</b>
<b><u>05 Landscaping</u></b>														
Landscaping	15,720.70	23,370.00	7,810.00	15,840.00	17,120.00	17,970.00	17,120.00	16,667.00	16,667.00	16,667.00	16,667.00	16,667.00	198,285.70	200,000.00
Landscape Supplies	6,790.00	5,960.00	4,230.00	1,280.00	0.00	1,080.00	0.00	1,708.00	1,708.00	1,708.00	1,708.00	1,708.00	27,880.00	20,500.00
Tree Service	748.67	0.00	687.31	0.00	0.00	0.00	0.00	0.00	0.00	0.00	0.00	18,563.69	19,999.67	20,000.00
Tree Spraying	0.00	0.00	0.00	0.00	3,555.00	7,485.00	0.00	0.00	0.00	0.00	0.00	9,445.00	20,485.00	13,000.00
Brush Control	0.00	0.00	0.00	0.00	0.00	0.00	20,000.00	0.00	0.00	0.00	0.00	34,000.00	54,000.00	34,000.00
<b>TOTAL 05 Landscaping</b>	<b>23,259.37</b>	<b>29,330.00</b>	<b>12,727.31</b>	<b>17,120.00</b>	<b>20,675.00</b>	<b>26,535.00</b>	<b>37,120.00</b>	<b>18,375.00</b>	<b>18,375.00</b>	<b>18,375.00</b>	<b>18,375.00</b>	<b>80,383.69</b>	<b>320,650.37</b>	<b>287,500.00</b>
<b><u>11 Administration</u></b>														

**Annualized Income Statement Act & Budget**  
**Bridges Comm Assoc**

Posted 6/26/2022 To 7/25/2022 11:59:00 PM

**Operating**

	January	February	March	April	May	June	July	August	September	October	November	December	Total	Budget
Administrative Expenses	2,404.38	618.92	769.79	595.50	1,159.35	586.67	1,323.29	1,333.00	1,333.00	1,333.00	1,333.00	1,333.00	14,122.90	16,000.00
Annual Meeting	0.00	0.00	0.00	0.00	0.00	0.00	0.00	0.00	0.00	0.00	0.00	2,000.00	2,000.00	2,000.00
Professional Fees	0.00	2,600.00	2,600.00	2,600.00	0.00	5,200.00	2,600.00	1,667.00	1,667.00	1,667.00	1,667.00	1,667.00	23,935.00	32,160.00
Bank Charges	0.00	0.00	0.00	0.00	0.00	0.00	0.00	0.00	0.00	0.00	0.00	0.00	0.00	0.00
Review /Audit Fee	0.00	0.00	0.00	950.00	0.00	0.00	0.00	0.00	0.00	0.00	0.00	0.00	950.00	1,000.00
Legal Fees	0.00	0.00	0.00	0.00	0.00	0.00	0.00	292.00	292.00	292.00	292.00	292.00	1,460.00	3,500.00
Collection Expense	250.00	100.00	50.00	0.00	25.00	0.00	75.00	75.00	75.00	75.00	75.00	75.00	875.00	900.00
Reserve Study	1,650.00	0.00	(1,650.00)	0.00	0.00	0.00	825.00	0.00	0.00	0.00	0.00	0.00	825.00	800.00
Insurance	593.08	593.08	593.08	589.25	686.65	637.91	637.91	845.00	845.00	845.00	845.00	845.00	8,555.96	10,140.00
Social Fund	0.00	0.00	0.00	0.00	0.00	0.00	0.00	0.00	0.00	0.00	0.00	19,500.00	19,500.00	19,500.00
Income Taxes	0.00	0.00	0.00	1,600.00	0.00	0.00	0.00	0.00	0.00	0.00	0.00	0.00	1,600.00	0.00
Property Management	2,850.00	2,850.00	2,847.00	2,850.00	2,850.00	2,850.00	2,850.00	2,850.00	2,850.00	2,850.00	2,850.00	2,850.00	34,197.00	34,197.00
Arch Maintenance Fee	500.00	500.00	500.00	500.00	500.00	500.00	500.00	500.00	500.00	500.00	500.00	500.00	6,000.00	6,000.00
<b>TOTAL 11 Administration</b>	<b>8,247.46</b>	<b>7,262.00</b>	<b>5,709.87</b>	<b>9,684.75</b>	<b>5,221.00</b>	<b>9,774.58</b>	<b>8,811.20</b>	<b>7,562.00</b>	<b>7,562.00</b>	<b>7,562.00</b>	<b>7,562.00</b>	<b>29,062.00</b>	<b>114,020.86</b>	<b>126,197.00</b>
<b>21 Cost Center 1</b>														
CC1 Income - The Villas	(19,352.00)	(19,352.00)	(19,352.00)	(19,352.00)	(19,352.00)	(19,352.00)	(19,352.00)	(19,352.00)	(19,352.00)	(19,352.00)	(19,352.00)	(19,352.00)	(232,224.00)	(232,224.00)
CC1 Electricity	77.56	87.57	0.00	0.00	0.00	0.00	0.00	83.00	83.00	83.00	83.00	83.00	580.13	1,000.00
CC1 Lndscp Supplies	26,960.00	0.00	3,300.00	5,563.85	3,010.00	2,779.00	7,895.00	1,750.00	1,750.00	1,750.00	1,750.00	1,750.00	58,257.85	21,000.00
CC1 Water	4,336.81	1,205.06	3,460.33	2,529.43	3,883.39	4,355.00	4,353.08	3,065.00	3,065.00	3,065.00	3,065.00	3,065.00	39,448.10	36,782.00
CC1 Landscaping	8,800.00	8,800.00	8,800.00	8,800.00	10,493.00	8,800.00	8,800.00	9,064.00	9,064.00	9,064.00	9,064.00	9,064.00	108,613.00	108,768.00
CC1 Management Fee	400.00	400.00	400.00	400.00	400.00	400.00	400.00	400.00	400.00	400.00	400.00	400.00	4,800.00	4,800.00
CC1 Repairs & Maintencanc	4,140.00	4,611.78	0.00	0.00	0.00	0.00	0.00	542.00	542.00	542.00	542.00	542.00	11,461.78	6,500.00
CC1 Tree Trimming	4,970.95	3,596.67	3,980.95	1,890.00	0.00	2,160.00	19,009.87	0.00	0.00	0.00	0.00	15,331.43	50,939.87	29,770.00
CC1R Gen Replacement	1,967.00	1,967.00	1,967.00	1,967.00	1,967.00	1,967.00	1,967.00	1,967.00	1,967.00	1,967.00	1,967.00	1,967.00	23,604.00	23,604.00
<b>TOTAL 21 Cost Center 1</b>	<b>32,300.32</b>	<b>1,316.08</b>	<b>2,556.28</b>	<b>1,798.28</b>	<b>401.39</b>	<b>1,109.00</b>	<b>23,072.95</b>	<b>(2,481.00)</b>	<b>(2,481.00)</b>	<b>(2,481.00)</b>	<b>(2,481.00)</b>	<b>12,850.43</b>	<b>65,480.73</b>	<b>0.00</b>
<b>22 Cost Center 2</b>														
CC2 Income - The Groves	(3,751.00)	(3,751.00)	(3,751.00)	(3,751.00)	(3,751.00)	(3,751.00)	(3,751.00)	(3,751.00)	(3,751.00)	(3,751.00)	(3,751.00)	(3,751.00)	(45,012.00)	(45,012.00)
CC2 Water	6,404.54	895.95	688.83	970.14	482.05	194.90	2,358.48	1,958.00	1,958.00	1,958.00	1,958.00	1,958.00	21,784.89	23,500.00
CC2 Electricity	12.03	12.44	12.16	12.16	12.16	11.86	0.00	11.00	11.00	11.00	11.00	11.00	127.81	135.00
CC2 Landscaping	1,300.00	3,050.00	1,400.00	1,400.00	3,973.56	1,400.00	4,059.72	1,300.00	1,300.00	1,300.00	1,300.00	1,300.00	23,083.28	15,600.00

Annualized Income Statement Act & Budget  
Bridges Comm Assoc

Posted 6/26/2022 To 7/25/2022 11:59:00 PM

<b>Operating</b>	January	February	March	April	May	June	July	August	September	October	November	December	Total	Budget
CC2 Management Fee	300.00	300.00	300.00	300.00	300.00	300.00	300.00	300.00	300.00	300.00	300.00	300.00	3,600.00	3,600.00
CC2R Gen Replacement	186.00	181.00	181.00	181.00	181.00	181.00	181.00	181.00	181.00	181.00	181.00	181.00	2,177.00	2,177.00
<b>TOTAL 22 Cost Center 2</b>	<b>4,451.57</b>	<b>688.39</b>	<b>(1,169.01)</b>	<b>(887.70)</b>	<b>1,197.77</b>	<b>(1,663.24)</b>	<b>3,148.20</b>	<b>(1.00)</b>	<b>(1.00)</b>	<b>(1.00)</b>	<b>(1.00)</b>	<b>(1.00)</b>	<b>5,760.98</b>	<b>0.00</b>
<b>23 Cost Center 3</b>														
CC3 Income - The Tennis C	(624.00)	(624.00)	(624.00)	(624.00)	(624.00)	(624.00)	(624.00)	(720.00)	(720.00)	(720.00)	(720.00)	(720.00)	(7,968.00)	(8,640.00)
CC3 Electricity	0.00	0.00	0.00	0.00	0.00	0.00	0.00	20.00	20.00	20.00	20.00	20.00	100.00	240.00
CC3 Water	0.00	0.00	0.00	0.00	0.00	0.00	0.00	60.00	60.00	60.00	60.00	60.00	300.00	720.00
CC3 Landscaping	0.00	0.00	0.00	0.00	0.00	0.00	0.00	300.00	300.00	300.00	300.00	300.00	1,500.00	3,600.00
CC3 Management Fee	100.00	100.00	100.00	100.00	100.00	100.00	100.00	100.00	100.00	100.00	100.00	100.00	1,200.00	1,200.00
CC3R Gen Replacement	240.00	240.00	240.00	240.00	240.00	240.00	240.00	240.00	240.00	240.00	240.00	240.00	2,880.00	2,880.00
<b>TOTAL 23 Cost Center 3</b>	<b>(284.00)</b>	<b>(284.00)</b>	<b>(284.00)</b>	<b>(284.00)</b>	<b>(284.00)</b>	<b>(284.00)</b>	<b>(284.00)</b>	<b>0.00</b>	<b>0.00</b>	<b>0.00</b>	<b>0.00</b>	<b>0.00</b>	<b>(1,988.00)</b>	<b>0.00</b>
<b>50 Reserve Contributions</b>														
General Replacement	6,689.00	6,694.00	6,694.00	6,694.00	6,694.00	6,694.00	6,694.00	6,694.00	6,694.00	6,694.00	6,694.00	6,694.00	80,323.00	80,323.00
<b>TOTAL 50 Reserve Contri</b>	<b>6,689.00</b>	<b>6,694.00</b>	<b>6,694.00</b>	<b>6,694.00</b>	<b>6,694.00</b>	<b>6,694.00</b>	<b>6,694.00</b>	<b>6,694.00</b>	<b>6,694.00</b>	<b>6,694.00</b>	<b>6,694.00</b>	<b>6,694.00</b>	<b>80,323.00</b>	<b>80,323.00</b>
<b>TOTAL EXPENSES</b>	<b>166,236.22</b>	<b>120,610.16</b>	<b>109,580.67</b>	<b>116,773.55</b>	<b>117,800.04</b>	<b>126,324.86</b>	<b>97,288.86</b>	<b>114,062.00</b>	<b>114,062.00</b>	<b>114,062.00</b>	<b>114,062.00</b>	<b>212,902.12</b>	<b>1,523,764.48</b>	<b>1,500,960.00</b>
<b>Net Revenue / Expense</b>	<b>(40,905.18)</b>	<b>5,085.87</b>	<b>15,550.26</b>	<b>9,282.49</b>	<b>7,360.96</b>	<b>(1,078.82)</b>	<b>27,772.13</b>	<b>11,018.00</b>	<b>11,018.00</b>	<b>11,018.00</b>	<b>11,018.00</b>	<b>(87,822.12)</b>	<b>(20,682.41)</b>	<b>0.00</b>

# Statement of Cash Flow

Monday, August 22, 2022

13:41

Posted 6/26/2022 To 7/25/2022 11:59:00 PM

## Bridges Comm Assoc

---

<b>Cash Flows from Operating Activities</b>	
Current Year Net Income/(Loss)	27,772.13
<b>Add(Deduct) to reconcile Net Income to Net Cash Flow</b>	
<b>Changes in Current Assets</b>	
Accounts Receivable	1,469.00
<b>Subtotal Changes in Current Assets</b>	<u>1,469.00</u>
<b>Changes in Current Liabilities</b>	
Prepaid Assessments	16,386.25
<b>Subtotal Changes in Current Liabilities</b>	<u>16,386.25</u>
<b>Net Increase (Decrease) in Cash</b>	<u><u>45,627.38</u></u>
<b>Cash, Beginning of Month</b>	185,465.89
<b>Cash, End of Month</b>	231,093.27

Posted Date 07/25/2022

**Bridges Comm Assoc**

Acct #	Type	Status	Resident Contact	Current	30 - 59 Days	60 - 89 Days	>90 Days	Balance
233624	Owner	30 Day Right To Dispute	Jaybird (Russell),Trust	565.00	565.00	30.00	0.00	1,160.00
231081	Owner	Courtesy Notice 1	Pearl,Joel	893.00	0.00	0.00	0.00	893.00
178225	Owner	Courtesy Notice 1	Friedman,Stanley F	565.00	0.00	0.00	0.00	565.00
107790	Owner	Courtesy Notice 1	Tanguay Declaration of Trust, Trust	565.00	0.00	0.00	0.00	565.00
153591	Owner		L & S Holdings,Trust	105.00	0.00	0.00	0.00	105.00
219343	Owner		Ostlund,Trust	105.00	0.00	0.00	0.00	105.00
233000	Owner		Ayers,Robert L	105.00	0.00	0.00	0.00	105.00
235067	Owner		Harris,Ronald J	105.00	0.00	0.00	0.00	105.00
164980	Owner		Stockmal,Craig H	0.00	0.00	0.00	42.00	42.00
233990	Owner		Hoffman,Trust	30.00	0.00	0.00	0.00	30.00
107673	Owner		Gordon,Michael	20.00	0.00	0.00	0.00	20.00
107680	Owner		Tamsen,Trust	10.00	0.00	0.00	0.00	10.00
237763	Owner		Roos,Trust	0.00	10.00	0.00	0.00	10.00
210362	Owner		Meyers,Trust	5.00	0.00	0.00	0.00	5.00
<b>Count:</b>	14			3,073.00	575.00	30.00	42.00	3,720.00

**Property Totals**

# Units	# Builder	# Resident	# Owners	# Offsite	Owner Ratio
239	0	238	152	86	63.87%

**Charge Code Summary**

Description	G/L Acct #	Amount
30 Day Right To Dispute	110000	25.00
Assessment	110000	3,162.00
Cost Center 1 Assessment	110000	358.00
Cost Center 2 Assessment	110000	10.00
Cost Center 3 Assessment	110000	5.00
Courtesy Late Notice	110000	100.00
Late Fee	110000	60.00
		<u>3,720.00</u>

# Aging Prepaid

Monday, August 22, 2022

13:42

Posted Date 07/25/2022

## Bridges Comm Assoc

Acct #	Type	Status	Resident Contact	Current	30 - 59 Days	60 - 89 Days	>90 Days	Balance
204464	Owner		Drawdy,Susan A	-18.00	0.00	0.00	0.00	-18.00
208894	Owner		Newell,Susan Korba	-35.00	0.00	0.00	0.00	-35.00
195530	Owner		Kil III,Hary Skip	-45.00	0.00	0.00	0.00	-45.00
230614	Owner		Kelly,Scott	-410.00	0.00	0.00	0.00	-410.00
211593	Owner		Hoffman,Trust	-509.00	0.00	0.00	0.00	-509.00
235219	Owner		O'Brien,Trust	0.00	-515.00	0.00	0.00	-515.00
225581	Owner		Alamos Americas LLC,	-520.00	0.00	0.00	0.00	-520.00
107727	Owner		Kennedy,John	-520.00	0.00	0.00	0.00	-520.00
107832	Owner		Walderman California Trus,Ben	-530.00	0.00	0.00	0.00	-530.00
138087	Owner		Bates Living Trust,	-530.00	0.00	0.00	0.00	-530.00
228809	Owner		Mills,Charles Randal	-530.00	0.00	0.00	0.00	-530.00
231412	Owner		Adkinson,Trust	-530.00	0.00	0.00	0.00	-530.00
241224	Owner		Wyatt,Ryan Christopher	-530.00	0.00	0.00	0.00	-530.00
238326	Owner		Glover,Trust	-530.00	0.00	0.00	0.00	-530.00
234324	Owner		Rose,Trust	-530.00	0.00	0.00	0.00	-530.00
216081	Owner		Kornbluth,Richard	-530.00	0.00	0.00	0.00	-530.00
192729	Owner		Weiskopf,Richard B	0.00	0.00	-530.00	0.00	-530.00
184732	Owner		The Kim Family Trust,	0.00	-530.00	0.00	0.00	-530.00
247318	Owner		Martin ,Trust	-530.00	0.00	0.00	0.00	-530.00
233906	Owner		Murphy,William H	-515.00	-30.00	0.00	0.00	-545.00
160719	Owner		Pfleger,Trust	-530.00	-15.00	0.00	0.00	-545.00
210160	Owner		Roeglin,Gene	-15.00	-545.00	-30.00	0.00	-590.00
139866	Owner		Alhamrani,Ann M	0.00	-557.00	-36.00	0.00	-593.00
222982	Owner		Delongchamp,Trust	-686.00	0.00	0.00	0.00	-686.00
210188	Owner		Williams ,Dennis B	0.00	-525.00	-315.00	0.00	-840.00
201110	Owner		Millar,Trust	0.00	0.00	-858.00	0.00	-858.00
238373	Owner		Lyles,Robert A	-858.00	0.00	0.00	0.00	-858.00
246921	Owner		Kozloff,Matthew Seth	-858.00	0.00	0.00	0.00	-858.00
107685	Owner		Stamper Trustee,Jery L	-858.00	0.00	0.00	0.00	-858.00
210189	Owner		All Channels Media Holdings LLC	-438.00	-438.00	-92.00	0.00	-968.00
206832	Owner		Matranga,Trust	-1,060.00	0.00	0.00	0.00	-1,060.00
107777	Owner		Matranga,Trust	-1,060.00	0.00	0.00	0.00	-1,060.00
208414	Owner		Mardikian,John	-696.00	-676.00	0.00	0.00	-1,372.00
230238	Owner		Howerton,Trust	0.00	0.00	0.00	-1,590.00	-1,590.00
200091	Owner		Robros LLC,	-515.00	-1,105.00	0.00	0.00	-1,620.00
235480	Owner		Holland,Trust	-1,716.00	0.00	0.00	0.00	-1,716.00
167031	Owner		Hoss,Trust	0.00	-1,874.34	0.00	0.00	-1,874.34
206754	Owner		Phillips,Trust	0.00	0.00	-2,650.00	0.00	-2,650.00
225412	Owner		Lunaria,Trust	-2,650.00	0.00	0.00	0.00	-2,650.00
231747	Owner		Webster,Trust	-3,180.00	0.00	0.00	0.00	-3,180.00
107757	Owner		Shane Ryan Properties LLC,	0.00	-910.00	-910.00	-1,388.00	-3,208.00
135138	Owner		Watanabe Consulting LLC,	0.00	0.00	0.00	-3,437.00	-3,437.00
150271	Owner		Leavitt,William D	0.00	0.00	0.00	-4,290.00	-4,290.00

# Aging Prepaid

Monday, August 22, 2022

13:42

Posted Date 07/25/2022

## Bridges Comm Assoc

Acct #	Type	Status	Resident Contact	Current	30 - 59 Days	60 - 89 Days	>90 Days	Balance
211774	Owner		Glomsrud,Trust	0.00	0.00	0.00	-4,290.00	-4,290.00
107782	Owner		Abrams,Kenneth Lee	-4,470.00	0.00	0.00	-410.25	-4,880.25
158912	Owner		Randall E Woods	-4,149.25	0.00	-1,070.00	-654.26	-5,873.51
<b>Count:</b>	46			-31,081.25	-7,720.34	-6,491.00	-16,059.51	-61,352.10

### Property Totals

# Units	# Builder	# Resident	# Owners	# Offsite	Owner Ratio
239	0	238	152	86	63.87%

### Charge Code Summary

Description	G/L Acct #	Amount
Payment	100000	-61,352.10
		-61,352.10

# Bridges Comm Assoc

## Bank Reconciliation

Bank: CIT Checking Account: \*\*\*\*\*5808

Statement Date: 7/25/2022

G/L Balance: 109,290.41  
Statement Balance: 188,353.01

Item	Date	Check #	Amount	Balance
			Previous Balance:	166,380.31
The Bridges	6/13/2022	31393	-9,082.00	157,298.31
Home Team Pest Defense	6/22/2022	31397	-80.00	157,218.31
Home Team Pest Defense	6/22/2022	31398	-64.90	157,153.41
Pacific Backflow Company Inc	6/23/2022	31399	-709.59	156,443.82
The Bridges Club	6/23/2022	31401	-1,400.00	155,043.82
Cleanlot Maintenance Svcs	6/23/2022	31400	-1,974.50	153,069.32
The Bridges Club	6/23/2022	31402	-1,302.40	151,766.92
San Diego Gas & Electric	6/24/2022	Auto	-12.49	151,754.43
The Bridges Club	6/24/2022	31406	-67,885.49	83,868.94
The Bridges Club	6/24/2022	31409	-1,680.00	82,188.94
Rockey Murata Landscape Maint Inc	6/24/2022	31404	-4,600.00	77,588.94
San Diego Gas & Electric	6/24/2022	Auto	-100.05	77,488.89
San Diego Gas & Electric	6/24/2022	Auto	-26.58	77,462.31
San Diego Gas & Electric	6/24/2022	Auto	-75.40	77,386.91
San Diego Gas & Electric	6/24/2022	Auto	-22.21	77,364.70
San Diego Gas & Electric	6/24/2022	Auto	-39.45	77,325.25
The Bridges Club	6/24/2022	31407	-2,141.19	75,184.06
San Diego Gas & Electric	6/24/2022	Auto	-11.86	75,172.20
Ridgewood Tree Care	6/24/2022	31403	-4,155.00	71,017.20
The Bridges Club	6/24/2022	31405	-3,440.00	67,577.20
San Diego Gas & Electric	6/24/2022	Auto	-103.18	67,474.02
Ridgewood Tree Care	6/24/2022	31408	-3,810.00	63,664.02
KJA Consulting	7/5/2022	31410	-2,600.00	61,064.02
Walters Management	7/5/2022	Auto	-4,270.00	56,794.02
Cielo Tree Care	7/5/2022	31411	-7,068.75	49,725.27
Walters Management	7/15/2022	Auto	-499.30	49,225.97
Olivenhain Municipal Water District	7/16/2022	Auto	-2,358.48	46,867.49
Cielo Tree Care	7/19/2022	31414	-3,534.37	43,333.12
Cielo Tree Care	7/19/2022	31413	-5,118.75	38,214.37
Farmers Insurance Exchange	7/21/2022	Auto	-637.91	37,576.46
UgMO Technologies	7/21/2022	31415	-1,280.00	36,296.46
Olivenhain Municipal Water District	7/23/2022	Auto	-14,510.70	21,785.76
Walters Management	7/25/2022	Auto	-165.00	21,620.76
		<b>Total Checks:</b>	<b>-144,759.55</b>	
Lockbox	6/27/2022		4,038.00	25,658.76
Lockbox	6/28/2022		8,697.00	34,355.76
Lockbox	6/29/2022		8,628.00	42,983.76
Lockbox	6/30/2022		7,672.00	50,655.76
Lockbox	7/1/2022		18,157.00	68,812.76
Lockbox	7/5/2022		30,421.00	99,233.76
Lockbox	7/6/2022		48,424.00	147,657.76

\* voided check

8/22/2022 1:42:12 PM

# Bridges Comm Assoc

## Bank Reconciliation

Lockbox	7/7/2022	4,379.00	152,036.76
Lockbox	7/8/2022	6,289.00	158,325.76
Lockbox	7/11/2022	6,471.00	164,796.76
Lockbox	7/12/2022	6,158.00	170,954.76
Lockbox	7/13/2022	858.00	171,812.76
Lockbox	7/14/2022	3,367.00	175,179.76
Lockbox	7/15/2022	515.00	175,694.76
Adjustment Batch	7/15/2022	1,383.00	177,077.76
Lockbox	7/19/2022	968.00	178,045.76
Lockbox	7/20/2022	4,149.25	182,195.01
Lockbox	7/22/2022	1,918.00	184,113.01
Lockbox	7/25/2022	4,240.00	188,353.01
<b>Total Deposits / Adjustments:</b>		<b>166,732.25</b>	
		<b>Statement Balance:</b>	<b>188,353.01</b>

### Outstanding Items:

Check #	Date	Reference	Uncleared Checks
31412	7/18/2022	The Bridges	9,082.00
31416	7/21/2022	Association Reserves San Diego LLC	825.00
31417	7/21/2022	Cleanlot Maintenance Svcs	1,974.50
31418	7/21/2022	Community Press Inc	703.99
31419	7/21/2022	The Bridges Club	1,553.72
31420	7/21/2022	The Bridges Club	1,400.00
31421	7/21/2022	PURCOR Pest Solutions	1,400.00
31422	7/22/2022	C. Casey Landscape Construction Inc.	7,895.00
31423	7/22/2022	C. Casey Landscape Construction Inc.	17,450.00
31424	7/22/2022	Rockey Murata Landscape Maint Inc	20,000.00
31425	7/22/2022	Ridgewood Tree Care	3,288.00
31426	7/22/2022	Rockey Murata Landscape Maint Inc	4,600.00
31427	7/22/2022	The Bridges Club	2,659.72
31428	7/22/2022	The Bridges Club	3,440.00
31429	7/22/2022	The Bridges Club	2,790.67
			79,062.60

### Bank Reconciliation Summary: CIT Checking Account: \*\*\*\*\*5808

G/L Balance:	109,290.41
Uncleared Checks, Credits:	79,062.60
Uncleared Deposits, Debits:	0.00
G/L Difference:	188,353.01
Statement Balance:	188,353.01
G/L and Balance Difference:	0.00

\* voided check



PO Box 64084  
 Phoenix, AZ 85082  
 866.800.4656 (toll free)

Primary Account Number Ending In  
 Statement Date

5808  
 Jul 25, 2022  
 Page 1 of 6

999-00000-000000

THE BRIDGES COMMUNITY ASSOCIATION  
 C/O WALTERS MANAGEMENT COMPANY  
 9665 CHESAPEAKE DR STE 300  
 SAN DIEGO CA 92123-1364

**\*\*\*\*\*5808 - CAB CHECKING**

Beginning Balance	\$166,380.31	Average Daily Balance	\$215,492.66
Total Deposits	\$166,732.25	Year-To-Date Interest Paid	\$0.00
Total Withdrawals	\$144,759.55	Days in Statement Period	29
Interest Paid	\$0.00	Annual Percentage Yield Earned	0.00%
Ending Balance	\$188,353.01		

**TRANSACTION DETAIL**

**DEPOSITS/CREDITS**

<b>Date</b>	<b>Description</b>	<b>Amount</b>
06/27	LOCKBOX DEPOSIT	\$4,038.00
06/28	LOCKBOX DEPOSIT	\$8,697.00
06/29	LOCKBOX DEPOSIT	\$8,628.00
06/30	LOCKBOX DEPOSIT	\$7,672.00
07/01	LOCKBOX DEPOSIT	\$18,157.00
07/05	LOCKBOX DEPOSIT	\$30,421.00
07/06	THE BRIDGES COMM ASSOC PMT 330848277 -SETT-A228SFTP5	\$39,028.00
07/06	LOCKBOX DEPOSIT	\$9,396.00
07/07	LOCKBOX DEPOSIT	\$4,379.00
07/08	LOCKBOX DEPOSIT	\$6,289.00
07/11	LOCKBOX DEPOSIT	\$6,471.00
07/12	LOCKBOX DEPOSIT	\$6,158.00
07/13	LOCKBOX DEPOSIT	\$858.00
07/14	LOCKBOX DEPOSIT	\$3,367.00
07/15	LOCKBOX DEPOSIT	\$515.00
07/18	IMAGE DEPOSIT	\$1,383.00
07/19	LOCKBOX DEPOSIT	\$968.00
07/20	LOCKBOX DEPOSIT	\$4,149.25
07/22	LOCKBOX DEPOSIT	\$1,918.00



**DEPOSITS/CREDITS**

Date	Description	Amount
07/25	LOCKBOX DEPOSIT	\$4,240.00

**WITHDRAWALS/DEBITS**

Date	Description	Amount
06/27	SD GAS & ELEC PAID SDGE OMAHA #####405819	\$11.86
06/27	SD GAS & ELEC PAID SDGE OMAHA #####206448	\$12.49
06/27	SD GAS & ELEC PAID SDGE OMAHA #####679120	\$22.21
06/27	SD GAS & ELEC PAID SDGE OMAHA #####049936	\$26.58
06/27	SD GAS & ELEC PAID SDGE OMAHA #####476703	\$39.45
06/27	SD GAS & ELEC PAID SDGE OMAHA #####613413	\$75.40
06/27	SD GAS & ELEC PAID SDGE OMAHA #####913766	\$100.05
06/27	SD GAS & ELEC PAID SDGE OMAHA #####558733	\$103.18
06/30	THE WALTERS MANA EOM THE BRIDGES RSF 258	\$165.00
07/07	THE WALTERS MANA MGMT FEE THE BRIDGES RSF 258	\$4,270.00
07/18	OLIVENHAIN WATER WATER BILL THE BRIDGES AT RSF COM 120510	\$2,358.48
07/20	THE WALTERS MANA CHARGEBACK THE BRIDGES RSF 258	\$499.30
07/21	888C633030461816 24441 UGMO TECHNOLOGIE V31415	\$1,280.00
07/22	FARMERS INS EXCH INSPAYMENT THE BRIDGES COMMUNITY #####778001000	\$637.91
07/25	OLIVENHAIN WATER WATER BILL THE BRIDGES AT RSF COM	\$780.52


**WITHDRAWALS/DEBITS**

Date	Description	Amount
07/25	122490 OLIVENHAIN WATER WATER BILL THE BRIDGES AT RSF COM	\$987.40
07/25	121265 OLIVENHAIN WATER WATER BILL THE BRIDGES AT RSF COM	\$1,761.56
07/25	120995 OLIVENHAIN WATER WATER BILL THE BRIDGES AT RSF COM	\$1,779.47
07/25	122480 OLIVENHAIN WATER WATER BILL THE BRIDGES AT RSF COM	\$2,167.58
07/25	122365 OLIVENHAIN WATER WATER BILL THE BRIDGES AT RSF COM	\$2,257.15
07/25	122615 OLIVENHAIN WATER WATER BILL THE BRIDGES AT RSF COM	\$2,281.03
07/25	122215 OLIVENHAIN WATER WATER BILL THE BRIDGES AT RSF COM	\$2,495.99
	122300	


**CHECKS (IN NUMERIC ORDER)**

Date	Check #	Amount	Date	Check #	Amount
06/28	31393	\$9,082.00	07/12	31405	\$3,440.00
06/29	31397 *	\$80.00	07/12	31406	\$67,885.49
06/29	31398	\$64.90	07/12	31407	\$2,141.19
06/29	31399	\$709.59	07/12	31408	\$3,810.00
07/01	31400	\$1,974.50	07/12	31409	\$1,680.00
07/05	31401	\$1,400.00	07/20	31410	\$2,600.00
07/07	31402	\$1,302.40	07/07	31411	\$7,068.75
07/12	31403	\$4,155.00	07/21	31413 *	\$5,118.75
07/18	31404	\$4,600.00	07/21	31414	\$3,534.37


\* Skip in check sequence




Ck #: 31393 06/28/2022 Amt: \$9,082.00




Ck #: 31397 06/29/2022 Amt: \$80.00




Ck #: 31398 06/29/2022 Amt: \$64.90




Ck #: 31399 06/29/2022 Amt: \$709.59




Ck #: 31400 07/01/2022 Amt: \$1,974.50



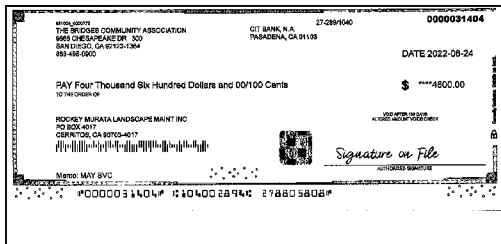
Ck #: 31401 07/05/2022 Amt: \$1,400.00



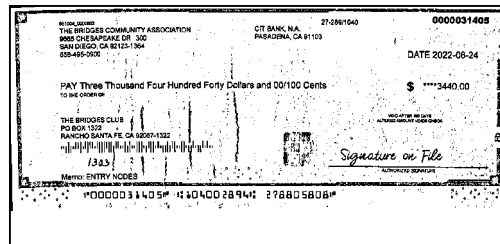
Ck #: 31402 07/07/2022 Amt: \$1,302.40



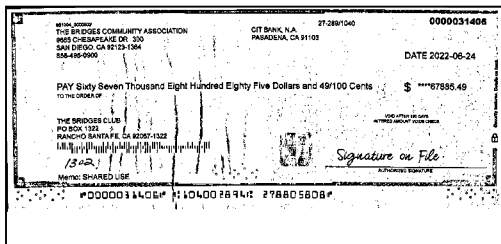
Ck #: 31403 07/12/2022 Amt: \$4,155.00



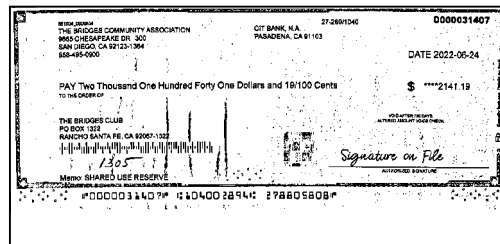
Ck #: 31404 07/18/2022 Amt: \$4,600.00



Ck #: 31405 07/12/2022 Amt: \$3,440.00



Ck #: 31406 07/12/2022 Amt: \$67,885.49



Ck #: 31407 07/12/2022 Amt: \$2,141.19

0000031408  
DATE 2022-06-24  
PAY Three Thousand Eight Hundred Ten Dollars and 00/100 Cents \$ \*\*\*\*3810.00  
RIDGEWOOD TREE CARE  
115 SOUTH COAST HWY 101  
SUITE 200  
ENCINITAS, CA 92034-3543  
Signature on File

Ck #: 31408 07/12/2022 Amt: \$3,810.00

0000031409  
DATE 2022-06-24  
PAY One Thousand Six Hundred Eighty Dollars and 00/100 Cents \$ \*\*\*\*1680.00  
THE BRIDGES CLUB  
PO BOX 1302  
RANCHO SANTA FE CA 92077-1302  
Memo: TREE SPRAYING  
Signature on File

Ck #: 31409 07/12/2022 Amt: \$1,680.00

0000031410  
DATE 2022-07-05  
PAY Two Thousand Six Hundred Dollars and 00/100 Cents \$ \*\*\*\*2600.00  
KAR CONSULTING  
1301 SANDS BARREN CT  
OULANA BEACH, CA 90764-1622  
Memo: CONSULTING - JUNE  
Signature on File

Ck #: 31410 07/20/2022 Amt: \$2,600.00

31411  
DATE 7/8/2022  
PAY SEVEN THOUSAND SIXTY EIGHT DOLLARS AND 75/100 \$7,068.75  
Cabo Tree Care  
1532 PLYMOUTH LN  
Encinitas, CA 92026  
Signature on File

Ck #: 31411 07/07/2022 Amt: \$7,068.75

31413  
DATE 7/19/2022  
PAY FIVE THOUSAND ONE HUNDRED EIGHTEEN DOLLARS AND 75/100 \$5,118.75  
Cabo Tree Care  
1532 PLYMOUTH LN  
Encinitas, CA 92026  
Signature on File

Ck #: 31413 07/21/2022 Amt: \$5,118.75

31414  
DATE 7/19/2022  
PAY THREE THOUSAND FIVE HUNDRED THIRTY FOUR DOLLARS AND 37/100 \$3,534.37  
Cabo Tree Care  
1532 PLYMOUTH LN  
Encinitas, CA 92026  
Signature on File

Ck #: 31414 07/21/2022 Amt: \$3,534.37

## Bridges Comm Assoc

### Bank Reconciliation

Bank: Morgan Stanley Excess Op Cash Account: \*\*\*\*\*9141

Statement Date: 7/25/2022

G/L Balance: 121,802.86  
Statement Balance: 121,802.86

Item	Date	Check #	Amount	Balance
			Previous Balance:	121,801.87
Bank Reconcile: Interest Earned	6/30/2022		0.99	121,802.86
		<b>Total Deposits / Adjustments:</b>	<b>0.99</b>	
			<b>Statement Balance:</b>	<b>121,802.86</b>

**Outstanding Items:**

Check #	Date	Reference	Uncleared Checks
---------	------	-----------	------------------

**Bank Reconciliation Summary: Morgan Stanley Excess Op Cash Account: \*\*\*\*\*9141**

G/L Balance:	121,802.86
Uncleared Checks, Credits:	0.00
Uncleared Deposits, Debits:	0.00
G/L Difference:	121,802.86
Statement Balance:	121,802.86
G/L and Balance Difference:	0.00

## Bridges Comm Assoc

### Bank Reconciliation

Bank: Morgan Stanley Reserve Cash Account: \*\*\*\*\*9125

Statement Date: 7/25/2022

G/L Balance: 1,237,900.34  
Statement Balance: 1,228,818.34

Item	Date	Check #	Amount	Balance
			Previous Balance:	960,425.82
June Reserve Contribution	5/25/2022		9,082.00	969,507.82
Matured Israel Disc BK	6/6/2022		250,000.00	1,219,507.82
June Monthly Reserve Contribution	6/20/2022		9,082.00	1,228,589.82
Bank Reconcile: Interest Earned	6/30/2022		228.52	1,228,818.34
			<b>Total Deposits / Adjustments:</b>	
			<b>268,392.52</b>	
			<b>Statement Balance:</b>	<b>1,228,818.34</b>

**Outstanding Items:**

Date	Reference	Uncleared Deposits
7/18/2022	Monthly Reserve Contribution	9,082.00
		9,082.00

**Bank Reconciliation Summary: Morgan Stanley Reserve Cash Account: \*\*\*\*\*9125**

G/L Balance:	1,237,900.34
Uncleared Checks, Credits:	0.00
Uncleared Deposits, Debits:	9,082.00
G/L Difference:	1,228,818.34
Statement Balance:	1,228,818.34
G/L and Balance Difference:	0.00

# Bridges Comm Assoc

## Bank Reconciliation

Bank: Morgan Stanley Reserve Investments Account: 9

Statement Date: 7/25/2022


G/L Balance: 125,000.00  
Statement Balance: 125,000.00

Item	Date	Check #	Amount	Balance
			Previous Balance:	375,000.00
Matured Israel Disc BK	6/6/2022		-250,000.00	125,000.00
		<b>Total Deposits / Adjustments:</b>	<b>-250,000.00</b>	
			<b>Statement Balance:</b>	<b>125,000.00</b>

### Outstanding Items:

#### Bank Reconciliation Summary: Morgan Stanley Reserve Investments Account: 9

G/L Balance:	125,000.00
Uncleared Checks, Credits:	0.00
Uncleared Deposits, Debits:	0.00
G/L Difference:	125,000.00
Statement Balance:	125,000.00
G/L and Balance Difference:	0.00



**CLIENT STATEMENT** | For the Period June 1-30, 2022

# Morgan Stanley

**STATEMENT PACKAGE FOR:**  
THE BRIDGES COMMUNITY ASSOC  
RESERVE ACCOUNT

**TOTAL VALUE OF YOUR ACCOUNTS** (as of 6/30/22) **\$1,476,793.42**  
*Includes Accrued Interest*  
*Excludes Bank Loan Balances (See detail on Overview page)*

Morgan Stanley Smith Barney LLC. Member SIPC.

**Your Financial Advisor Team**  
The Lenox Group

**Your Financial Advisors**  
Frank De Flora  
Richard Priore  
Kyle Medeiros  
Eugene Desoiza  
Gilbert Levine  
Michael Lysenko  
Ronald Oleet

**Your Branch**  
1290 AVENUE OF THE AMERICAS FL 12  
NEW YORK, NY 10104  
Telephone: 212-692-2800; Alt. Phone: 800-627-0608; Fax: 212-692-2990

#BWNJGWM



110000

AB 03 005792 55830 H 52 A  
THE BRIDGES COMMUNITY ASSOC  
RESERVE ACCOUNT  
C/O WALTERS MANAGEMENT  
9665 CHESAPEAKE DR STE 300  
SAN DIEGO CA 92123-1364

**Client Service Center** (24 Hours a Day; 7 Days a Week): 800-869-3326  
**Access Your Accounts Online:** [www.morganstanley.com/online](http://www.morganstanley.com/online)

INVESTMENTS AND INSURANCE PRODUCTS: NOT FDIC INSURED • NOT A BANK DEPOSIT •  
NOT INSURED BY ANY FEDERAL GOVERNMENT AGENCY • NOT BANK GUARANTEED •  
MAY LOSE VALUE • UNLESS SPECIFICALLY NOTED, ALL VALUES ARE DISPLAYED IN USD



## Expanded Disclosures

Expanded Disclosures, which apply to all statements Morgan Stanley Smith Barney LLC (we/us) sends to you, are provided with your first statement and thereafter twice a year.

### Questions?

Questions regarding your account may be directed to us by using the contact information on the statement cover page, or the Client Service Center at (800) 869-3326.

### Errors and Inquiries

Be sure to review your statement promptly, and immediately address any concerns regarding entries that you do not understand or believe were made in error by contacting the Branch Manager of the office where you maintain your account. Oral communications regarding any inaccuracy or discrepancy in this statement should be re-confirmed in writing to further protect your rights, including rights under the Securities Investor Protection Act (SIPA). Your statement will be deemed correct unless we receive a written inquiry of a suspected error. See your account documentation for special rules regarding your rights and responsibilities with respect to erroneous electronic fund transfers, including a description of the transfers covered. For concerns or complaints, contact our Client Relations Department at (866) 227-2256 or mail to P.O. Box 95002, South Jordan, UT 84095, or contact us at [www.morganstanley.com](http://www.morganstanley.com).

### Senior Investor Helpline

In order to provide Morgan Stanley's senior investor clients a convenient way to communicate with us, we offer a Senior Investor Helpline. Senior investors or those acting on their behalf may call (800) 280-4534, Monday-Friday 9am-7pm Eastern Time.

### Account Valuation

Account values are computed by adding (1) the market value of all priced positions, (2) valuations utilizing industry service providers and/or outside custodians for other positions, and (3) adding any credit or subtracting any debit to your closing Cash, Money Market Funds and/or Deposit balance. Cash, Deposits and Money Market Funds are displayed on a settlement date basis, and other positions are displayed in your account on a trade date basis. The values of fixed income positions in summary displays include accrued interest in the totals. In the "Holdings" section, fixed income market value and accrued interest are also displayed in separate columns. Accrued interest is the interest earned but not yet paid on the bond since its last interest payment. In most cases, it is calculated from the date of the last coupon payment (or "dated date") through the closing date of the statement. Foreign Currency Deposits are reflected in U.S. dollars as of the statement end date. The Annual Percentage Yield (APY) for deposits represents the applicable rate in effect for your deposits at the statement ending date. This APY may be different than the APY that

was in effect during the statement period. For current Bank Deposit or Money Market Fund yields, go to [www.morganstanley.com/wealth-investmentstrategies/ratemonitor.html](http://www.morganstanley.com/wealth-investmentstrategies/ratemonitor.html).

### Additional Retirement Account Information

Tax-qualified account contributions are subject to IRS eligibility rules and regulations. The Contributions information in this statement reflects contributions for a particular account, without reference to any other account. Check with your tax advisor to verify how much you can contribute, if the contribution will be tax deductible, and if other special rules apply (e.g., to conversions/recharacterizations of Traditional or Roth/Roth to Traditional IRAs). Tax reporting is provided for IRA, VIP Basic and 403(b) accounts but not for VIP Plus and RPM accounts. The account value used for your Required Minimum Distribution calculation, if any, is based on the prior December 31st Account Value, including accrued interest. Additionally, for IRAs (1) the "Max. Individual Contributions Allowed (by SSN)" reflects the annual limit on contributions that you can make to Traditional and Roth IRAs under the Internal Revenue Code (this limit applies on a per person basis, not per account; other rules apply to IRAs which are part of employer-sponsored plans); and (2) the categorization of any contribution's deductibility is based upon information provided by you. The information included in this statement is not intended to constitute tax, legal or accounting advice. Contact us if any of this information is incorrect.

### Availability of Free Credit Balances and Financial Statements

Under the customer protection rules of the SEC [17 CFR §240.15c3-3], we may use funds comprising free credit balances carried for customer accounts here, provided that these funds are payable to customers on demand (i.e., are free of a lien or right of set-off in our favor or on behalf of some third party to whom you have given control). A financial statement of this organization is available for your personal inspection at its offices, or a copy will be mailed to you upon your written request.

### Gain/(Loss) Information

Gain/(Loss) is provided for informational purposes. It is not a substitute for Internal Revenue Service (IRS) Form 1099 (on which we report cost basis for covered securities) or any other IRS tax form, and should not be used for tax preparation. Unrealized Gain/(Loss) provided on this statement is an estimate. Contact your own independent legal or tax advisor to determine the appropriate use of the Gain/(Loss) information on this statement. For more information, go to [www.morganstanley.com/wealth/disclosures/disclosures.asp](http://www.morganstanley.com/wealth/disclosures/disclosures.asp), or call Client Service Center.

### Tax Reporting

Under Federal income tax law, we are required to report gross proceeds

of sales (including short sales) on Form 1099-B by March 15 of the year following the calendar year of the transaction for reportable (i.e., non-retirement) accounts. For sales of certain securities acquired on or after January 1, 2011 (or applicable date for the type of security) we are also required to report cost basis and holding period. Under IRS regulations, if you have not provided us with a certification of either U.S. or foreign status on applicable Form W-9 or W-8, your accounts may be subject to either 24% back-up withholding or 30% nonresident alien withholding on payments made to your accounts.

### Investment Objectives

The following is an explanation of the investment objective alternatives applicable to your account(s): Income - for investors seeking regular income with low to moderate risk to principal; Capital Appreciation - for investors seeking capital appreciation with moderate to high risk to principal; Aggressive Income - for investors seeking higher returns either as growth or as income with greater risk to principal; Speculation - for investors seeking high profits or quick returns with considerable possibility of losing most or all of their investment.

### Listed Options

Information with respect to commissions and other charges related to the execution of options transactions has been included in confirmations of such transactions previously furnished to you and such information will be made available to you promptly at your request. Promptly advise us of any material change in your investment objectives or financial situation.

**Important Information if you are a Margin Customer** (not available for certain retirement accounts)

If you have margin privileges, you may borrow money from us in exchange for pledging assets in your accounts as collateral. The amount you may borrow is based on the value of eligible securities in your margin accounts. If a security has eligible shares the number of shares pledged as collateral is indicated below the position. If you have a margin account, as permitted by law, we may use certain securities in your account for, among other things, settling short sales or lending the securities for short sales, for which we may receive compensation.

### Margin Interest Charges

We calculate interest charges on margin loans as follows: (1) multiply the applicable margin interest rate by the daily close of business net settled debit balance, and (2) divide by 360 (days). Margin interest accrues daily throughout the month and is added to your debit balance at month-end. The month-end interest charge is the sum of the daily accrued interest calculations for the month. We add the accrued interest to your debit balance and start a new calculation each time the applicable interest rate changes and at the close of every statement month. For interest rate information, log into your Morgan Stanley

## Expanded Disclosures (CONTINUED)

account at [www.morganstanley.com/online](http://www.morganstanley.com/online). Select your account with a Margin agreement and click Interest Rates for more information.

### Information regarding Special Memorandum Account

If you have a Margin Account, this is a combined statement of your Margin Account and Special Memorandum Account maintained for you under Section 220.5 of Regulation T issued by the Board of Governors of the Federal Reserve System. The permanent record of the Special Memorandum Account as required by Regulation T is available for your inspection at your request.

### Money Market Fund (MMF) Pricing

You could lose money in MMFs. Although MMFs classified as government funds (i.e., MMFs that invest 99.5% of total assets in cash and/or securities backed by the U.S. government) and retail funds (i.e., MMFs open to natural person investors only) seek to preserve value at \$1.00 per share, they cannot guarantee they will do so. The price of other MMFs will fluctuate and when you sell shares they may be worth more or less than originally paid. MMFs may impose a fee upon sale or temporarily suspend sales if liquidity falls below required minimums. During suspensions, shares would not be available for purchases, withdrawals, check writing or ATM debits. A MMF investment is not insured or guaranteed by the Federal Deposit Insurance Corporation or other government agency.

### Notice Regarding Global Investment Manager Analysis

Morgan Stanley's Global Investment Manager Analysis team conducts analysis on various mutual funds and exchange-traded funds for clients holding those funds in certain investment advisory programs. If you have invested in any of these funds in another type of account, such as a brokerage account, you will not receive the same materials and status updates on the funds as we provide to investment advisory clients (including instructions on selling fund shares).

### Pricing of Securities

The prices of securities are derived from various sources, and do not necessarily represent the prices at which those securities could have been bought or sold. Although we attempt to use reliable sources of information, we can offer no assurance as to their accuracy, reliability or completeness. Prices are as of the date shown only and are not an offer by us or our affiliates to purchase or sell any instrument or enter into any transaction or a commitment by us or them to make such an offer. Prices of securities not actively traded may not be available, and are indicated by N/A (not available). For additional information on how we price securities, go to [www.morganstanley.com/wealth/disclosures/disclosures.asp](http://www.morganstanley.com/wealth/disclosures/disclosures.asp).

### Important Information About Auction Rate Securities

For certain Auction Rate Securities there is no or limited liquidity. Therefore, the price(s) for these Auction Rate Securities are indicated

by N/A (not available). There can be no assurance that a successful auction will occur or that a secondary market exists or will develop for a particular security.

### Structured Investments Risks and Considerations

Structured Investments (Structured Products) are complex products and are subject to special risks, which may include, but are not limited to: loss of initial investment; issuer credit risk and price volatility resulting from actual or anticipated changes to issuer's and/or guarantor's credit ratings/spreads; limited or no appreciation and limits on participation in any appreciation of underlying asset(s); risks associated with the underlying asset(s); no periodic payments; call prior to maturity; early redemption fees for market linked deposits; lower interest rates and/or yield compared to conventional debt with comparable maturity; unique tax implications; limited or no secondary market; and conflicts of interest due to affiliation, compensation or other factors which could adversely affect market value or payout to investors. Investors also should consider the concentration risk of owning the related security and their total exposure to any underlying asset. Structured Investments, which may appear in various product categories and are identified on the Position Description Details line as "Asset Class: Struct Inv," may not perform in a manner consistent with the product category where they appear, and therefore may not satisfy portfolio asset allocation needs for that category. When displayed, the accrued interest, annual income and yield for structured investments with a contingent income feature (e.g., Range Accrual Notes/Contingent Income Notes) are estimates and assume specified accrual conditions are met during the relevant observation period and payment in full of all contingent interest. Actual accrued interest, annual income and yield will be dependent upon the performance of the underlying asset(s) and may be significantly lower than estimates shown. For more information on the risks and conflicts of interest related to Structured Investments, log in to Morgan Stanley Online at

[www.morganstanley.com/structuredproductsrisksandconflicts](http://www.morganstanley.com/structuredproductsrisksandconflicts). For information on risks specific to your Structured Investments, contact us.

### Security Measures

This statement features several embedded security elements to safeguard its authenticity. One is a unique blue security rectangle, printed in heat-sensitive ink on the back of every page. When exposed to warmth, the color will disappear, and then reappear.

### SIPC Protection

We are a member of Securities Investor Protection Corporation (SIPC), which protects securities of its customers up to \$500,000 (including \$250,000 for claims for cash). An explanatory brochure is available upon request or at [www.sipc.org](http://www.sipc.org). Losses due to market fluctuation are not protected by SIPC and assets not held with us may not be covered

by SIPC protection. To obtain information about SIPC, including an explanatory SIPC brochure, contact SIPC at 1-202-371-8300 or visit [www.sipc.org](http://www.sipc.org).

### Certain Assets Not Held at Morgan Stanley Smith Barney LLC

You may purchase certain assets through us that may be held at another financial institution. Assets not held with us may not be covered by SIPC protection. We may include information about certain assets on this statement solely as a service to you and are not responsible for information provided by external sources. Generally, any financial institution that holds securities is responsible for year-end reporting (e.g., Forms 1099) and separate periodic statements, which may vary from our information due to different reporting periods. In the case of networked mutual funds, we perform all year-end tax reporting.

### Total Income

Total income, as used in the income summaries, represents dividends and/or interest on securities we receive on your behalf and credit to your account(s) during the calendar year. We report dividend distributions and taxable bond interest credited to your account to the IRS. The totals we report may differ from those indicated as "This Year" figures on the last statement for the calendar year. Only information on Forms 1099 should be used for tax reporting. In the case of Corporations, Real Estate Investment Trusts (REITs), Master Limited Partnerships, Regulated Investment Companies and Unit Investment Trusts, some sponsors may reclassify the distribution to a different tax type for year-end reporting.

### Transaction Dates and Conditions

Transactions display trade date and settlement date. Transactions are included on this statement on trade date basis (excluding BDP and MMFs). Trades that have not settled as of statement month end will also be displayed in the "Unsettled Purchases/Sales Activity" section. Upon written request, we will give you the date and time of a transaction and the name of the other party to a transaction. We and/or our affiliates may accept benefits that constitute payment for order flow. Details regarding these benefits and the source and amount of any other remuneration received or to be received by us in connection with any transaction will be furnished upon written request.

### Tax and Legal Disclosure

Morgan Stanley does not provide legal or tax advice. Please consult your own tax advisor.

Revised 05/2021

Consolidated Summary

OVERVIEW OF YOUR ACCOUNTS (includes accrued interest)

Although only whole dollar amounts are displayed below, both dollars and cents are used to calculate all totals. Manually summing the individual line items may not equal the actual total displayed. Refer to Account Statements for details. Excludes Bank Loan Balances (including Liquidity Access Lines, Tailored Lending Loans and Mortgage Balances).

Account Number	Beginning Value (6/1/22)	Funds Credited/(Debitied)	Security/Currency Transfers Rcvd/(Divd)	Change in Value	Ending Value (6/30/22)	Income/Dist This Period/YTD	YTD Realized Gain/(Loss) (Total ST/LT)	Unrealized Gain/(Loss) (Total ST/LT)	Page	
<b>TOTAL FOR ALL ACCOUNTS</b>	<b>\$1,458,511</b>	<b>\$18,164</b>	<b>—</b>	<b>\$118</b>	<b>\$1,476,793</b>	<b>\$229</b>	<b>—</b>	<b>—</b>		
<b>Business Accounts</b>										
THE BRIDGES COMMUNITY ASSOC RESERVE ACCOUNT Nickname: Reserve Account	478-064895-108	1,336,709	18,164	—	117	1,354,990	228 2,841	—	— 33	7
THE BRIDGES COMMUNITY ASSOC EXCESS OPERATING ACCOUNT Nickname: Excess Operating Account	478-064896-108	121,801	—	—	—	121,802	— 6	—	—	13
<b>Total Business Accounts</b>	<b>\$1,458,511</b>	<b>\$18,164</b>	<b>—</b>	<b>\$118</b>	<b>\$1,476,793</b>	<b>\$229</b> <b>\$2,847</b>	<b>—</b>	<b>—</b>	<b>\$33</b>	

This summary may include assets held in either brokerage and/or advisory accounts. Visit <https://www.morganstanley.com/wealth-relationshipwithms/pdfs/understandingyourrelationship.pdf> to understand the differences between brokerage and advisory accounts. Refer to individual Account Gain(Loss) Summary and Expanded Disclosures for additional information. Accounts with no balances, holdings or activity year-to-date are not displayed on this page.



## Consolidated Summary

## CHANGE IN VALUE OF YOUR ACCOUNTS (includes accrued interest)

	This Period (6/1/22-6/30/22)	This Year (1/1/22-6/30/22)
<b>TOTAL BEGINNING VALUE</b>	<b>\$1,458,511.29</b>	<b>\$1,489,829.61</b>
Credits	18,164.00	65,746.00
Debits	—	(79,480.47)
Security Transfers	—	—
<b>Net Credits/Debits/Transfers</b>	<b>\$18,164.00</b>	<b>\$(13,734.47)</b>
<b>Change in Value</b>	<b>118.13</b>	<b>698.28</b>
<b>TOTAL ENDING VALUE</b>	<b>\$1,476,793.42</b>	<b>\$1,476,793.42</b>

Net Credits / Debits include investment advisory fees as applicable. See Activity section for details.

## ASSET ALLOCATION (includes accrued interest)

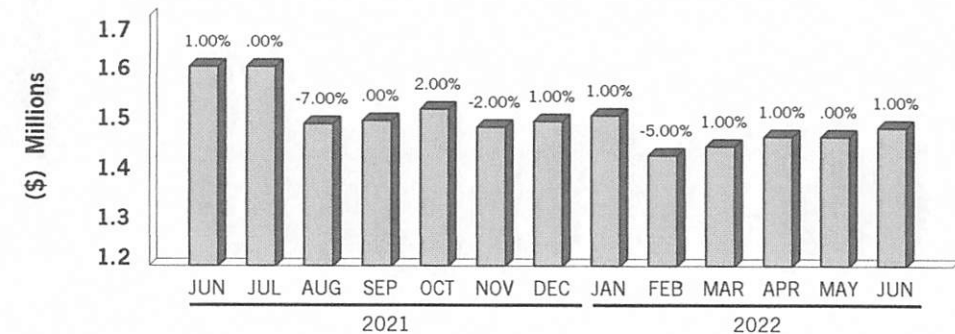
	Market Value	Percentage
Cash	\$1,350,621.20	91.46
Fixed Income & Preferreds	126,172.22	8.54
<b>TOTAL VALUE</b>	<b>\$1,476,793.42</b>	<b>100.00%</b>

FDIC rules apply and Bank Deposits are eligible for FDIC insurance but are not covered by SIPC. Cash and securities (including MMFs) are eligible for SIPC coverage. See Expanded Disclosures.

Values may include assets externally held, as a courtesy, and may not be covered by SIPC. Foreign Exchange (FX) is neither FDIC nor SIPC insured. For additional information, refer to the corresponding section of this statement.


## MARKET VALUE OVER TIME

The below chart displays the most recent thirteen months of Market Value.



The percentages above represent the change in dollar value from the prior period. They do not represent account investment performance, as they do not consider the impact of contributions and withdrawals, nor other factors that may have affected performance calculations.

Fixed Income &amp; Preferreds



This asset allocation represents holdings on a trade date basis, and projected settled Cash/BDP and MMF balances. These classifications do not constitute a recommendation and may differ from the classification of instruments for regulatory or tax purposes.

## Consolidated Summary

### BALANCE SHEET (^ includes accrued interest)

	Last Period (as of 5/31/22)	This Period (as of 6/30/22)
Cash, BDP, MMFs	\$1,082,227.69	\$1,350,621.20
Certificates of Deposit ^	376,283.60	126,172.22
<b>Total Assets</b>	<b>\$1,458,511.29</b>	<b>\$1,476,793.42</b>
<b>Total Liabilities</b> (outstanding balance)	—	—
<b>TOTAL VALUE</b>	<b>\$1,458,511.29</b>	<b>\$1,476,793.42</b>

*Total liabilities excludes Bank Loan Balances (including Liquidity Access Lines, Tailored Lending Loans and Mortgage Balances).*

### CASH FLOW

	This Period (6/1/22-6/30/22)	This Year (1/1/22-6/30/22)
<b>OPENING CASH, BDP, MMFs</b>	<b>\$1,082,227.69</b>	<b>\$736,508.58</b>
Sales and Redemptions	250,000.00	625,000.00
Income and Distributions	229.51	2,847.09
<b>Total Investment Related Activity</b>	<b>\$250,229.51</b>	<b>\$627,847.09</b>
Checks Deposited	18,164.00	65,746.00
<b>Total Cash Related Activity</b>	<b>\$18,164.00</b>	<b>\$65,746.00</b>
Checks Written	—	(79,480.47)
<b>Total Card/Check Activity</b>	—	<b>\$(79,480.47)</b>
<b>CLOSING CASH, BDP, MMFs</b>	<b>\$1,350,621.20</b>	<b>\$1,350,621.20</b>

## Account Summary

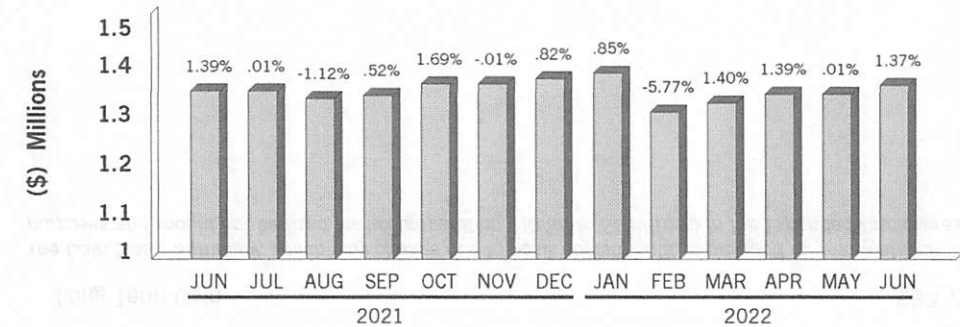
Active Assets Account  
478-064895-108THE BRIDGES COMMUNITY ASSOC  
RESERVE ACCOUNT  
Nickname: Reserve Account

## CHANGE IN VALUE OF YOUR ACCOUNT (includes accrued interest)

	This Period (6/1/22-6/30/22)	This Year (1/1/22-6/30/22)
<b>TOTAL BEGINNING VALUE</b>	<b>\$1,336,709.42</b>	<b>\$1,368,032.78</b>
Credits	18,164.00	65,746.00
Debits	—	(79,480.47)
Security Transfers	—	—
<b>Net Credits/Debits/Transfers</b>	<b>\$18,164.00</b>	<b>\$(13,734.47)</b>
<b>Change in Value</b>	<b>117.14</b>	<b>692.25</b>
<b>TOTAL ENDING VALUE</b>	<b>\$1,354,990.56</b>	<b>\$1,354,990.56</b>

## MARKET VALUE OVER TIME

The below chart displays the most recent thirteen months of Market Value.



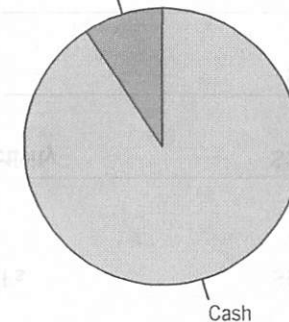
The percentages above represent the change in dollar value from the prior period. They do not represent account investment performance, as they do not consider the impact of contributions and withdrawals, nor other factors that may have affected performance calculations.

## ASSET ALLOCATION (includes accrued interest)

	Market Value	Percentage
Cash	\$1,228,818.34	90.69
Fixed Income & Preferreds	126,172.22	9.31
<b>TOTAL VALUE</b>	<b>\$1,354,990.56</b>	<b>100.00%</b>

FDIC rules apply and Bank Deposits are eligible for FDIC insurance but are not covered by SIPC. Cash and securities (including MMFs) are eligible for SIPC coverage. See Expanded Disclosures. Values may include assets externally held, as a courtesy, and may not be covered by SIPC. Foreign Exchange (FX) is neither FDIC nor SIPC insured. For additional information, refer to the corresponding section of this statement.

Fixed Income &amp; Preferreds



This asset allocation represents holdings on a trade date basis, and projected settled Cash/BDP and MMF balances. These classifications do not constitute a recommendation and may differ from the classification of instruments for regulatory or tax purposes.

Account Summary

Active Assets Account  
478-064895-108

THE BRIDGES COMMUNITY ASSOC  
RESERVE ACCOUNT  
Nickname: Reserve Account

BALANCE SHEET (^ includes accrued interest)

	Last Period (as of 5/31/22)	This Period (as of 6/30/22)
Cash, BDP, MMFs	\$960,425.82	\$1,228,818.34
Certificates of Deposit ^	376,283.60	126,172.22
<b>Total Assets</b>	<b>\$1,336,709.42</b>	<b>\$1,354,990.56</b>
<b>Total Liabilities (outstanding balance)</b>	<b>—</b>	<b>—</b>
<b>TOTAL VALUE</b>	<b>\$1,336,709.42</b>	<b>\$1,354,990.56</b>

INCOME AND DISTRIBUTION SUMMARY

	This Period (6/1/22-6/30/22)	This Year (1/1/22-6/30/22)
Interest	\$228.52	\$2,841.06
<b>Income And Distributions</b>	<b>\$228.52</b>	<b>\$2,841.06</b>
<b>Tax-Exempt Income</b>	<b>—</b>	<b>—</b>
<b>TOTAL INCOME AND DISTRIBUTIONS</b>	<b>\$228.52</b>	<b>\$2,841.06</b>

Taxable and tax exempt income classifications are based on the characteristics of the underlying securities and not the taxable status of the account.

CASH FLOW

	This Period (6/1/22-6/30/22)	This Year (1/1/22-6/30/22)
<b>OPENING CASH, BDP, MMFs</b>	<b>\$960,425.82</b>	<b>\$614,711.75</b>
Sales and Redemptions	250,000.00	625,000.00
Income and Distributions	228.52	2,841.06
<b>Total Investment Related Activity</b>	<b>\$250,228.52</b>	<b>\$627,841.06</b>
Checks Deposited	18,164.00	65,746.00
<b>Total Cash Related Activity</b>	<b>\$18,164.00</b>	<b>\$65,746.00</b>
Checks Written	—	(79,480.47)
<b>Total Card/Check Activity</b>	<b>—</b>	<b>\$(79,480.47)</b>
<b>CLOSING CASH, BDP, MMFs</b>	<b>\$1,228,818.34</b>	<b>\$1,228,818.34</b>

GAIN/(LOSS) SUMMARY

	Realized This Period (6/1/22-6/30/22)	Realized This Year (1/1/22-6/30/22)	Unrealized Inception to Date (as of 6/30/22)
Long-Term Gain	—	—	\$33.75

The Gain/(Loss) Summary, which may change due to basis adjustments, is provided for informational purposes and should not be used for tax preparation. Refer to Gain/(Loss) in the Expanded Disclosures.



## Account Detail

Active Assets Account  
478-064895-108

THE BRIDGES COMMUNITY ASSOC  
RESERVE ACCOUNT  
Nickname: Reserve Account

	Percentage of Holdings	Face Value	Orig Total Cost Adj Total Cost	Market Value	Unrealized Gain/(Loss)	Est Ann Income Accrued Interest	Current Yield %
<b>CERTIFICATES OF DEPOSIT</b>		125,000.00	\$125,000.00 \$125,000.00			\$1,313.00 \$1,138.47	1.05%
<b>TOTAL CERTIFICATES OF DEPOSIT</b> (includes accrued interest)	9.31%			\$126,172.22	\$33.75 LT		
<b>TOTAL VALUE</b>			\$125,000.00	\$1,353,852.09	\$33.75 LT	\$1,436.00 \$1,138.47	0.11%
<b>TOTAL VALUE</b> (includes accrued interest)	100.00%			\$1,354,990.56			

Unrealized Gain/(Loss) totals only reflect positions that have both cost basis and market value information available. Cash, MMF, Deposits and positions stating 'Please Provide' or 'Pending Corporate Actions' are not included.

## ALLOCATION OF ASSETS (\*includes accrued interest)

	Cash	Equities	Fixed Income & Preferred Securities	Alternatives	Structured Investments	Other
Cash, BDP, MMFs	\$1,228,818.34	—	—	—	—	—
Certificates of Deposit ^	—	—	\$126,172.22	—	—	—
<b>TOTAL ALLOCATION OF ASSETS ^</b>	<b>\$1,228,818.34</b>	<b>—</b>	<b>\$126,172.22</b>	<b>—</b>	<b>—</b>	<b>—</b>

## ACTIVITY

### CASH FLOW ACTIVITY BY DATE

Activity Date	Settlement Date	Activity Type	Description	Comments	Quantity	Price	Credits/(Debits)
6/6		Check Deposit	FUNDS RECEIVED	CONFIRM#22060635140040008			\$9,082.00
6/6		Interest Income	ISRAEL DISC BK CD NEW YORK NY CD	0.150% DUE2022-06-06 [465076SS7]			218.84
6/6	6/6	Redemption	ISRAEL DISC BK CD NEW YORK NY CD	0.150% DUE2022-06-06 [465076SS7] REDEMPTION OF MATURED BOND	250,000.000	100.0000	250,000.00
6/27		Check Deposit	FUNDS RECEIVED	CONFIRM#22062711480070013			9,082.00
6/30		Interest Income	MORGAN STANLEY PRIVATE BANK NA	(Period 06/01-06/30)			7.66
6/30		Interest Income	MORGAN STANLEY BANK N.A.	(Period 06/01-06/30)			2.02

NET CREDITS/(DEBITS)

\$268,392.52

## Account Detail

Active Assets Account  
478-064895-108THE BRIDGES COMMUNITY ASSOC  
RESERVE ACCOUNT  
Nickname: Reserve Account

## MONEY MARKET FUND (MMF) AND BANK DEPOSIT PROGRAM ACTIVITY

Activity Date	Activity Type	Description	Credits/(Debits)
6/6	Automatic Investment	BANK DEPOSIT PROGRAM	\$250,218.84
6/7	Automatic Investment	BANK DEPOSIT PROGRAM	9,082.00
6/27	Automatic Investment	BANK DEPOSIT PROGRAM	9,082.00
6/30	Automatic Investment	BANK DEPOSIT PROGRAM	7.66
6/30	Automatic Investment	BANK DEPOSIT PROGRAM	2.02
<b>NET ACTIVITY FOR PERIOD</b>			<b>\$268,392.52</b>

## REALIZED GAIN/(LOSS) DETAIL

## SHORT-TERM GAIN/(LOSS)

Security Description	Date Acquired	Date Sold	Quantity	Sales Proceeds	Orig / Adj Total Cost	Realized Gain/(Loss)	Comments
ISRAEL DISC BK CD 0150 22JN06	10/28/21	06/06/22	250,000.000	\$250,000.00	\$250,000.00	\$0.00	
<b>Short-Term This Period</b>				<b>\$250,000.00</b>	<b>\$250,000.00</b>	<b>\$0.00</b>	
<b>Short-Term Year to Date</b>				<b>\$500,000.00</b>	<b>\$500,000.00</b>	<b>\$0.00</b>	
<b>Net Realized Gain/(Loss) This Period</b>				<b>\$250,000.00</b>	<b>\$250,000.00</b>	<b>\$0.00</b>	
<b>Net Realized Gain/(Loss) Year to Date</b>				<b>\$625,000.00</b>	<b>\$625,000.00</b>	<b>\$0.00</b>	

Treasury regulations require that we report on Form 1099-B a) adjusted cost basis on the sale of covered securities acquired on or after 1/1/11 (or the applicable date for the type of security), b) the gain or loss as either long-term or short-term, and c) basis adjustments on covered securities due to wash sales, certain corporate actions and transfers by gift or inheritance. This section may not reflect all the basis adjustments required when filing your tax return. Refer to the Expanded Disclosures.

## MESSAGES

## FINRA BrokerCheck

FINRA has established the public disclosure program, known as BrokerCheck, to provide certain information regarding the disciplinary history of FINRA members and their associated persons. The BrokerCheck Hotline Number is 1-800-289-9999. The FINRA web site address is [www.finra.org](http://www.finra.org). An investor brochure that includes information describing FINRA BrokerCheck may be obtained from FINRA.

## Tips on Protecting Yourself from Fraudulent Account Activity

The safety of our clients is of utmost importance to Morgan Stanley. We are taking this opportunity to alert our clients of the following scams that have been identified by a number of organizations. **Please be reminded that you should never provide your account numbers, passwords, or personal information, including your social security number, to anyone you do not know.** Example of scams to be aware of:

**Treatment scams; Supply scams; Provider scams; Charity scams; Phishing scams; App scams; Investment scams; Tech Support scams; Home Sanitation scams; and Government Assistance scams.** If you have any questions regarding these scams, please immediately contact us.

## Senior Investor Helpline

For any inquiries or potential concerns, senior investors or someone acting on their behalf may contact our Firm by calling (800) 280-4534.

## Retirement Rollover Guide

If you are considering rolling over your retirement assets, please review our Rollover Guide which can be found at <https://www.morganstanleyclientserv.com/publiccontent/msoc/pdf/RolloverGuide.pdf> for important information regarding your options and the factors that you should consider before you make your rollover decision.

**This page intentionally left blank**

Account Summary

Active Assets Account  
478-064896-108

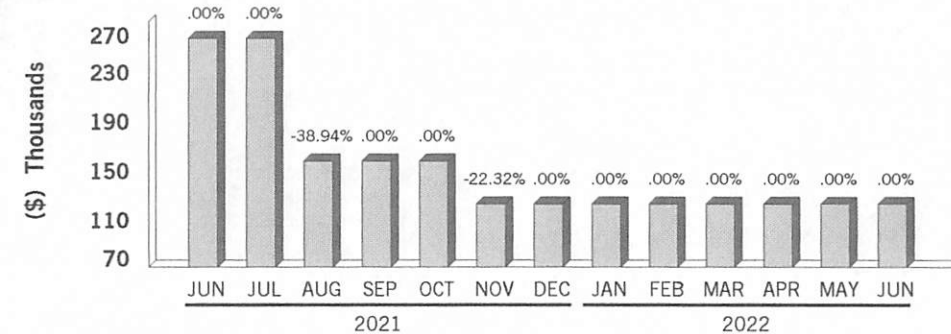
THE BRIDGES COMMUNITY ASSOC  
EXCESS OPERATING ACCOUNT  
Nickname: Excess Operating Account

CHANGE IN VALUE OF YOUR ACCOUNT (includes accrued interest)

	This Period (6/1/22-6/30/22)	This Year (1/1/22-6/30/22)
<b>TOTAL BEGINNING VALUE</b>	<b>\$121,801.87</b>	<b>\$121,796.83</b>
Credits	—	—
Debits	—	—
Security Transfers	—	—
<b>Net Credits/Debits/Transfers</b>	<b>—</b>	<b>—</b>
<b>Change in Value</b>	<b>0.99</b>	<b>6.03</b>
<b>TOTAL ENDING VALUE</b>	<b>\$121,802.86</b>	<b>\$121,802.86</b>

MARKET VALUE OVER TIME

The below chart displays the most recent thirteen months of Market Value.

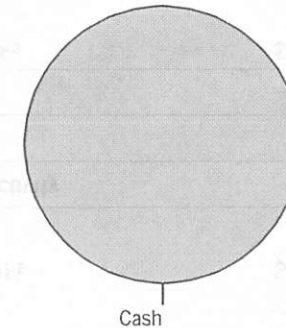


The percentages above represent the change in dollar value from the prior period. They do not represent account investment performance, as they do not consider the impact of contributions and withdrawals, nor other factors that may have affected performance calculations.

ASSET ALLOCATION (includes accrued interest)

	Market Value	Percentage
Cash	\$121,802.86	100.00
<b>TOTAL VALUE</b>	<b>\$121,802.86</b>	<b>100.00%</b>

FDIC rules apply and Bank Deposits are eligible for FDIC insurance but are not covered by SIPC. Cash and securities (including MMFs) are eligible for SIPC coverage. See Expanded Disclosures. Values may include assets externally held, as a courtesy, and may not be covered by SIPC. Foreign Exchange (FX) is neither FDIC nor SIPC insured. For additional information, refer to the corresponding section of this statement.



This asset allocation represents holdings on a trade date basis, and projected settled Cash/BDP and MMF balances. These classifications do not constitute a recommendation and may differ from the classification of instruments for regulatory or tax purposes.

## Account Summary

Active Assets Account  
478-064896-108

THE BRIDGES COMMUNITY ASSOC  
EXCESS OPERATING ACCOUNT  
Nickname: Excess Operating Account

### BALANCE SHEET <sup>(^ includes accrued interest)</sup>

	Last Period (as of 5/31/22)	This Period (as of 6/30/22)
Cash, BDP, MMFs	\$121,801.87	\$121,802.86
<b>Total Assets</b>	<b>\$121,801.87</b>	<b>\$121,802.86</b>
<b>Total Liabilities</b> (outstanding balance)	—	—
<b>TOTAL VALUE</b>	<b>\$121,801.87</b>	<b>\$121,802.86</b>

### CASH FLOW

	This Period (6/1/22-6/30/22)	This Year (1/1/22-6/30/22)
<b>OPENING CASH, BDP, MMFs</b>	<b>\$121,801.87</b>	<b>\$121,796.83</b>
Income and Distributions	0.99	6.03
<b>Total Investment Related Activity</b>	<b>\$0.99</b>	<b>\$6.03</b>
<b>Total Cash Related Activity</b>	—	—
<b>Total Card/Check Activity</b>	—	—
<b>CLOSING CASH, BDP, MMFs</b>	<b>\$121,802.86</b>	<b>\$121,802.86</b>

### INCOME AND DISTRIBUTION SUMMARY

	This Period (6/1/22-6/30/22)	This Year (1/1/22-6/30/22)
Interest	\$0.99	\$6.03
<b>Income And Distributions</b>	<b>\$0.99</b>	<b>\$6.03</b>
<b>Tax-Exempt Income</b>	—	—
<b>TOTAL INCOME AND DISTRIBUTIONS</b>	<b>\$0.99</b>	<b>\$6.03</b>

### GAIN/(LOSS) SUMMARY

	Realized This Period (6/1/22-6/30/22)	Realized This Year (1/1/22-6/30/22)	Unrealized Inception to Date (as of 6/30/22)
<b>TOTAL GAIN/(LOSS)</b>	—	—	—

*The Gain/(Loss) Summary, which may change due to basis adjustments, is provided for informational purposes and should not be used for tax preparation. Refer to Gain/(Loss) in the Expanded Disclosures.*

*Taxable and tax exempt income classifications are based on the characteristics of the underlying securities and not the taxable status of the account.*

## Account Detail

Active Assets Account  
478-064896-108THE BRIDGES COMMUNITY ASSOC  
EXCESS OPERATING ACCOUNT  
Nickname: Excess Operating Account

Brokerage Account

Investment Objectives (in order of priority): Income

Inform us if your investment objectives, as defined in the Expanded Disclosures, change.

## HOLDINGS

This section reflects positions purchased/sold on a trade date basis. "Market Value" and "Unrealized Gain/(Loss)" may not reflect the value that could be obtained in the market. Your actual investment return may differ from the unrealized gain/(loss) displayed. Fixed Income securities are sorted by maturity or pre-refunding date, and alphabetically within date. Estimated Annual Income a) is calculated on a pre-tax basis, b) does not include any reduction for applicable non-US withholding taxes, c) may include return of principal or capital gains which could overstate such estimates, and d) for holdings that have a defined maturity date within the next 12 months, is reflected only through maturity date. Actual income or yield may be lower or higher than the estimates. Current Yield reflects the income generated by an investment, and is calculated by dividing the total estimated annual income by the current market value of the entire position. It does not reflect changes in its price. Structured Investments, identified on the Position Description Details line as "Asset Class: Struct Inv," may appear in various statement product categories. When displayed, the accrued interest, annual income and current yield for those with a contingent income feature (e.g., Range Accrual Notes or Contingent Income Notes) are estimates and assume specified accrual conditions are met during the relevant period and payment in full of all contingent interest. For Floating Rate Securities, the accrued interest, annual income and current yield are estimates based on the current floating coupon rate and may not reflect historic rates within the accrual period.

## CASH, BANK DEPOSIT PROGRAM AND MONEY MARKET FUNDS

Cash, Bank Deposit Program, and Money Market Funds are generally displayed on a settlement date basis. You have the right to instruct us to liquidate your bank deposit balance(s) or shares of any money market fund balance(s) at any time and have the proceeds of such liquidation remitted to you. Estimated Annual Income, Accrued Interest, and APY% will only be displayed for fully settled positions.

Description	Market Value	7-Day Current Yield %	Est Ann Income	APY %
MORGAN STANLEY PRIVATE BANK NA #	\$121,802.86	—	\$12.00	0.010

	Percentage of Holdings	Market Value	Est Ann Income
CASH, BDP, AND MMFs	100.00%	\$121,802.86	\$12.00

# Bank Deposits are held at Morgan Stanley Bank, N.A. and/or Morgan Stanley Private Bank, National Association, affiliates of Morgan Stanley Smith Barney LLC and each a national bank and FDIC member.

	Percentage of Holdings	Total Cost	Market Value	Unrealized Gain/(Loss)	Est Ann Income Accrued Interest	Current Yield %
TOTAL VALUE	100.00%	—	\$121,802.86	N/A	\$12.00	0.01%

Unrealized Gain/(Loss) totals only reflect positions that have both cost basis and market value information available. Cash, MMF, Deposits and positions stating 'Please Provide' or 'Pending Corporate Actions' are not included.

## ALLOCATION OF ASSETS

	Cash	Equities	Fixed Income & Preferred Securities	Alternatives	Structured Investments	Other
Cash, BDP, MMFs	\$121,802.86	—	—	—	—	—
TOTAL ALLOCATION OF ASSETS	\$121,802.86	—	—	—	—	—

Account Detail

Active Assets Account  
478-064896-108

THE BRIDGES COMMUNITY ASSOC  
EXCESS OPERATING ACCOUNT  
Nickname: Excess Operating Account

ACTIVITY

CASH FLOW ACTIVITY BY DATE

Activity	Settlement							
Date	Date	Activity Type	Description	Comments	Quantity	Price	Credits/(Debits)	
6/30		Interest Income	MORGAN STANLEY PRIVATE BANK NA	(Period 06/01-06/30)			\$0.99	
<b>NET CREDITS/(DEBITS)</b>							<b>\$0.99</b>	

MONEY MARKET FUND (MMF) AND BANK DEPOSIT PROGRAM ACTIVITY

Activity				
Date	Activity Type	Description		Credits/(Debits)
6/30	Automatic Investment	BANK DEPOSIT PROGRAM		\$0.99

MESSAGES

**FINRA BrokerCheck**

FINRA has established the public disclosure program, known as BrokerCheck, to provide certain information regarding the disciplinary history of FINRA members and their associated persons. The BrokerCheck Hotline Number is 1-800-289-9999. The FINRA web site address is [www.finra.org](http://www.finra.org). An investor brochure that includes information describing FINRA BrokerCheck may be obtained from FINRA.

**Tips on Protecting Yourself from Fraudulent Account Activity**

The safety of our clients is of utmost importance to Morgan Stanley. We are taking this opportunity to alert our clients of the following scams that have been identified by a number of organizations. **Please be reminded that you should never provide your account numbers, passwords, or personal information, including your social security number, to anyone you do not know.** Example of scams to be aware of:

**Treatment scams; Supply scams; Provider scams; Charity scams; Phishing scams; App scams; Investment scams; Tech Support scams; Home Sanitation scams; and Government Assistance scams.** If you have any questions regarding these scams, please immediately contact us.

**Senior Investor Helpline**

For any inquiries or potential concerns, senior investors or someone acting on their behalf may contact our Firm by calling (800) 280-4534.

**Retirement Rollover Guide**

If you are considering rolling over your retirement assets, please review our Rollover Guide which can be found at <https://www.morganstanleyclientserv.com/publiccontent/msoc/pdf/RolloverGuide.pdf> for important information regarding your options and the factors that you should consider before you make your rollover decision.



# Check Register with Detail

Check Date 6/26/2022 To 7/25/2022 11:59:00 PM

## Bridges Comm Assoc

Check #	Check Date	Ctrl #	Vendor	Department	Amount	Status
Invoice #		Expense Memo				
<b>CIT Checking</b>						<b>21</b>
Auto	7/5/2022	792356	<b>Walters Management</b>		4,270.00	PAID
Inv. # MGMT1810178		661000	Property Management BASE MTHLY MGMT FEE	Operating	2,850.00	
Inv. # MGMT1810178		810340	CC1 Management Fee COST CENTER I MTHLY MGMT FEE	Operating	400.00	
Inv. # MGMT1810178		820260	CC2 Management Fee COST CENTER II MTHLY MGMT FEE	Operating	300.00	
Inv. # MGMT1810178		830210	CC3 Management Fee COST CENTER III MTHLY MGMT FEE	Operating	100.00	
Inv. # MGMT1810178		650000	Administrative Expenses MTHLY WEB SITE MAINT	Operating	120.00	
Inv. # MGMT1810178		661030	Arch Maintenance Fee MTHLY ARCH MAINT FEE	Operating	500.00	
Auto	7/15/2022	793246	<b>Walters Management</b>		499.30	PAID
Inv. # 202207258CB		650000	Administrative Expenses JUL CHARGEBACKS	Operating	499.30	
Auto	7/16/2022	792290	<b>Olivenhain Municipal Water District</b>		2,358.48	PAID
Inv. # 07221052953120510		820050	CC2 Water 1052953-120510 05/11-06/09/22	Operating	2,358.48	
Auto	7/21/2022	798686	<b>Farmers Insurance Exchange</b>		637.91	PAID
Inv. # 0722F00777477800100001		654000	Insurance F007774778-001-00001 WC & HABITATIONAL JUL INSTALLMENT	Operating	637.91	
Auto	7/23/2022	792326	<b>Olivenhain Municipal Water District</b>		14,510.70	PAID
Inv. # 072210529539999999		810180	CC1 Water 1052953-999999 05/10-06/09/22	Operating	4,353.08	
Inv. # 072210529539999999		621100	Water Irrigation 1052953-999999 05/10-06/09/22	Operating	10,157.62	
Auto	7/25/2022	800130	<b>Walters Management</b>		165.00	PAID
Inv. # 202207258ME		502720	Late Charges	Operating	90.00	
Inv. # 202207258ME		651800	Collection Expense	Operating	75.00	
31410	7/5/2022	787766	<b>KJA Consulting</b>		2,600.00	PAID
Inv. # KJA166		651000	Professional Fees Onsite Consulting - June	Operating	2,600.00	
31411	7/5/2022	787780	<b>Cielo Tree Care</b>		7,068.75	PAID
Inv. # 2862		810420	CC1 Tree Trimming VILLA TREE WORK - June	Operating	7,068.75	
31412	7/18/2022	791410	<b>The Bridges</b>		9,082.00	PAID
		901110	General Replacement Reserve Contribution	Operating	6,694.00	
		910060	CC1R Gen Replacement Reserve Contribution	Operating	1,967.00	

# Check Register with Detail

Check Date 6/26/2022 To 7/25/2022 11:59:00 PM

## Bridges Comm Assoc

Check #	Check Date	Ctrl #	Vendor	Department	Amount	Status
Invoice #		Expense Memo				
		920060	CC2R Gen Replacement Reserve Contribution	Operating	181.00	
		930020	CC3R Gen Replacement Reserve Contribution	Operating	240.00	
31413	7/19/2022	79194	<b>Cielo Tree Care</b>		5,118.75	PAID
Inv. # 2872		810420	CC1 Tree Trimming VILLA TREE WORK - June	Operating	5,118.75	
31414	7/19/2022	79194	<b>Cielo Tree Care</b>		3,534.37	PAID
Inv. # 2877		810420	CC1 Tree Trimming VILLA TREE WORK - June	Operating	3,534.37	
31415	7/21/2022	79228	<b>UgMO Technologies</b>		1,280.00	PAID
Inv. # 8309		639000	Landscaping JUN SVC	Operating	1,280.00	
31416	7/21/2022	79230	<b>Association Reserves San Diego LLC</b>		825.00	PAID
Inv. # 1459115GA		651850	Reserve Study RESERVE STUDY REPORT # 14591-15 50% DEPOSIT	Operating	825.00	
31417	7/21/2022	79232	<b>Cleanlot Maintenance Svcs</b>		1,974.50	PAID
Inv. # 225539		634052	Private Streets & Driveways JUN SVC	Operating	1,974.50	
31418	7/21/2022	79232	<b>Community Press Inc</b>		703.99	PAID
Inv. # 39296		650000	Administrative Expenses AUDITO COVER LETTER	Operating	703.99	
31419	7/21/2022	79241	<b>The Bridges Club</b>		1,553.72	PAID
Inv. # 1301063022		621100	Water Irrigation JUN WATR REIMBURSE	Operating	1,553.72	
31420	7/21/2022	79241	<b>The Bridges Club</b>		1,400.00	PAID
Inv. # 1300063022		820210	CC2 Landscaping JUN GROVES LANDSCAPE	Operating	1,400.00	
31421	7/21/2022	79247	<b>PURCOR Pest Solutions</b>		1,400.00	PAID
Inv. # 9734494		637000	Pest Control SET UP TRAPS IN ORANGE GROVE - RACCOONS, SKUNKS	Operating	1,400.00	
31422	7/22/2022	79278	<b>C. Casey Landscape Construction Inc.</b>		7,895.00	PAID
Inv. # BE220		810110	CC1 Lndscp Supplies Replace old plant material, irrigation repairs, pest spraying	Operating	7,895.00	
31423	7/22/2022	79278	<b>C. Casey Landscape Construction Inc.</b>		17,450.00	PAID
Inv. # B119		639000	Landscaping June Service	Operating	7,800.00	
Inv. # B119		810280	CC1 Landscaping June Landscape Contract	Operating	8,800.00	
Inv. # B119		634000	Repairs & Maintenance Equipment for Casey LS	Operating	850.00	
31424	7/22/2022	79278	<b>Rockey Murata Landscaping Inc</b>		20,000.00	PAID
Inv. # 35543L		639350	Brush Control BRUSH CLEARANCE	Operating	20,000.00	

# Check Register with Detail

Check Date 6/26/2022 To 7/25/2022 11:59:00 PM

## Bridges Comm Assoc

Check #	Check Date	Ctrl #	Vendor	Department	Amount	Status
Invoice #		Expense Memo				
31425	7/22/2022	79279	<b>Ridgewood Tree Care</b>		3,288.00	PAID
Inv. # 98521		810420	CC1 Tree Trimming TREE TREATMENT	Operating	3,288.00	
31426	7/22/2022	79279	<b>Rockey Murata Landscaping Inc</b>		4,600.00	PAID
Inv. # 062296L		639000	Landscaping JUN SVC	Operating	4,600.00	
31427	7/22/2022	79279	<b>The Bridges Club</b>		2,659.72	PAID
Inv. # 1299063022		820210	CC2 Landscaping JUN GROVES LANDSCAPE	Operating	2,559.72	
Inv. # 1299063022		820210	CC2 Landscaping JUN GROVES LANDSCAPE	Operating	100.00	
31428	7/22/2022	79279	<b>The Bridges Club</b>		3,440.00	PAID
Inv. # 1303063022		639000	Landscaping JUN ENTRY NODES	Operating	3,440.00	
31429	7/22/2022	79280	<b>The Bridges Club</b>		2,790.67	PAID
Inv. # 1299A063022		634000	Repairs & Maintenance Lighting Repairs and Street Sign Painting	Operating	2,790.67	
					<b>Total</b>	<b>121,105.86</b>
					<b>Voided</b>	<b>0.00</b>
					<b>CIT Checking TOTAL \$</b>	<b>121,105.86</b>

# Bridges Comm Assoc

## General Ledger Summary

Posted 6/26/2022 To 7/25/2022 11:59:00 PM

Posted	Transaction	Source	Note	Debit	Credit	Balance
<b>Operating</b>						
<b>100000 CIT Checking *****5808</b>						<b>63,664.02</b>
6/27/2022	6/27/2022	A/R	Lockbox	4,038.00		67,702.02
6/28/2022	6/28/2022	A/R	Lockbox	8,697.00		76,399.02
6/29/2022	6/29/2022	A/R	Lockbox	8,628.00		85,027.02
6/30/2022	6/30/2022	A/R	Lockbox	7,672.00		92,699.02
7/1/2022	7/1/2022	A/R	Lockbox	18,157.00		110,856.02
7/5/2022	7/5/2022	A/P	A/P Voucher Post: Chk# 31410: KJA Consulting		2,600.00	108,256.02
7/5/2022	7/5/2022	A/P	A/P Voucher Post: Chk# 31411: Cielo Tree Care		7,068.75	101,187.27
7/5/2022	7/5/2022	A/R	Lockbox	30,421.00		131,608.27
7/5/2022	7/5/2022	A/P	A/P Voucher Post: Chk# Auto: Walters Management		4,270.00	127,338.27
7/6/2022	7/6/2022	A/R	Lockbox	39,028.00		166,366.27
7/6/2022	7/6/2022	A/R	Lockbox	9,396.00		175,762.27
7/7/2022	7/7/2022	A/R	Lockbox	4,379.00		180,141.27
7/8/2022	7/8/2022	A/R	Lockbox	6,289.00		186,430.27
7/11/2022	7/11/2022	A/R	Lockbox	6,471.00		192,901.27
7/12/2022	7/12/2022	A/R	Lockbox	6,158.00		199,059.27
7/13/2022	7/13/2022	A/R	Lockbox	858.00		199,917.27
7/14/2022	7/14/2022	A/R	Lockbox	3,367.00		203,284.27
7/15/2022	7/15/2022	A/R	Lockbox	515.00		203,799.27
7/15/2022	7/15/2022	A/R	Adjustment Batch	1,383.00		205,182.27
7/15/2022	7/15/2022	A/P	A/P Voucher Post: Chk# Auto: Walters Management		499.30	204,682.97
7/16/2022	7/16/2022	A/P	A/P Voucher Post: Chk# Auto: Olivenhain Municipal W:		2,358.48	202,324.49
7/18/2022	7/18/2022	A/P	A/P Voucher Post: Chk# 31412: The Bridges		9,082.00	193,242.49
7/19/2022	7/19/2022	A/P	A/P Voucher Post: Chk# 31413: Cielo Tree Care		5,118.75	188,123.74
7/19/2022	7/19/2022	A/P	A/P Voucher Post: Chk# 31414: Cielo Tree Care		3,534.37	184,589.37
7/19/2022	7/19/2022	A/R	Lockbox	968.00		185,557.37
7/20/2022	7/20/2022	A/R	Lockbox	4,149.25		189,706.62
7/21/2022	7/21/2022	A/P	A/P Voucher Post: Chk# 31415: UgMO Technologies		1,280.00	188,426.62
7/21/2022	7/21/2022	A/P	A/P Voucher Post: Chk# 31416: Association Reserves		825.00	187,601.62
7/21/2022	7/21/2022	A/P	A/P Voucher Post: Chk# 31417: Cleanlot Maintenance		1,974.50	185,627.12
7/21/2022	7/21/2022	A/P	A/P Voucher Post: Chk# 31418: Community Press Inc		703.99	184,923.13
7/21/2022	7/21/2022	A/P	A/P Voucher Post: Chk# 31419: The Bridges Club		1,553.72	183,369.41
7/21/2022	7/21/2022	A/P	A/P Voucher Post: Chk# 31420: The Bridges Club		1,400.00	181,969.41
7/21/2022	7/21/2022	A/P	A/P Voucher Post: Chk# 31421: PURCOR Pest Solutioir		1,400.00	180,569.41
7/21/2022	7/21/2022	A/P	A/P Voucher Post: Chk# Auto: Farmers Insurance Exc		637.91	179,931.50
7/22/2022	7/22/2022	A/P	A/P Voucher Post: Chk# 31422: C. Casey Landscape		7,895.00	172,036.50
7/22/2022	7/22/2022	A/P	A/P Voucher Post: Chk# 31423: C. Casey Landscape		17,450.00	154,586.50
7/22/2022	7/22/2022	A/P	A/P Voucher Post: Chk# 31424: Rockey Murata Lands		20,000.00	134,586.50
7/22/2022	7/22/2022	A/P	A/P Voucher Post: Chk# 31425: Ridgewood Tree Care		3,288.00	131,298.50
7/22/2022	7/22/2022	A/P	A/P Voucher Post: Chk# 31426: Rockey Murata Lands		4,600.00	126,698.50
7/22/2022	7/22/2022	A/P	A/P Voucher Post: Chk# 31427: The Bridges Club		2,659.72	124,038.78
7/22/2022	7/22/2022	A/P	A/P Voucher Post: Chk# 31428: The Bridges Club		3,440.00	120,598.78
7/22/2022	7/22/2022	A/P	A/P Voucher Post: Chk# 31429: The Bridges Club		2,790.67	117,808.11
7/22/2022	7/22/2022	A/R	Lockbox	1,918.00		119,726.11
7/23/2022	7/23/2022	A/P	A/P Voucher Post: Chk# Auto: Olivenhain Municipal W:		14,510.70	105,215.41
7/25/2022	7/25/2022	A/R	Lockbox	4,240.00		109,455.41
7/25/2022	7/25/2022	A/P	A/P Voucher Post: Chk# Auto: Walters Management		165.00	109,290.41
Net Change: 45,626.39				166,732.25	121,105.86	109,290.41
<b>100130 Morgan Stanley Excess Op Cash *****9141</b>						<b>121,801.87</b>
6/30/2022	6/30/2022	G/L	Bank Reconcile: Interest Earned	0.99		121,802.86
Net Change: 0.99				0.99	0.00	121,802.86

Bridges Comm Assoc  
General Ledger Summary

Posted 6/26/2022 To 7/25/2022 11:59:00 PM

Posted	Transaction	Source	Note	Debit	Credit	Balance
<b>102350 Morgan Stanley Reserve Cash *****9125</b>						<b>1,228,589.82</b>
6/30/2022	6/30/2022	G/L	Bank Reconcile: Interest Earned	228.52		1,228,818.34
7/18/2022	7/18/2022	G/L	Monthly Reserve Contribution	9,082.00		1,237,900.34
Net Change: 9,310.52				9,310.52	0.00	1,237,900.34
<b>102355 Morgan Stanley Reserve Investments 9</b>						<b>125,000.00</b>
<b>110000 Accounts Receivable</b>						<b>5,189.00</b>
7/1/2022	7/1/2022	A/R	Billing	148,807.00		153,996.00
7/1/2022	7/1/2022	A/R	New Resident: Void Transaction	530.00	530.00	153,996.00
7/1/2022	7/1/2022	A/R	New Resident: Void Transaction	686.00	686.00	153,996.00
7/6/2022	7/1/2022	A/R	New Resident: Void Transaction	530.00	530.00	153,996.00
7/5/2022	7/5/2022	A/R	Apply Credit		29,891.00	124,105.00
7/6/2022	7/6/2022	A/R	Apply Credit		39,028.00	85,077.00
7/6/2022	7/6/2022	A/R	Apply Credit		4,376.00	80,701.00
7/7/2022	7/7/2022	A/R	Apply Credit		4,379.00	76,322.00
7/8/2022	7/8/2022	A/R	Apply Credit		6,289.00	70,033.00
7/11/2022	7/11/2022	A/R	Apply Credit		5,613.00	64,420.00
7/12/2022	7/12/2022	A/R	Apply Credit		3,508.00	60,912.00
7/13/2022	7/13/2022	A/R	Apply Credit		858.00	60,054.00
7/18/2022	7/13/2022	A/R	Late Fee	25.00		60,079.00
7/14/2022	7/14/2022	A/R	Adjustment Batch		25.00	60,054.00
7/14/2022	7/14/2022	A/R	Adjustment Batch		10.00	60,044.00
7/14/2022	7/14/2022	A/R	Apply Credit	35.00	35.00	60,044.00
7/14/2022	7/14/2022	A/R	Adjustment Batch		25.00	60,019.00
7/14/2022	7/14/2022	A/R	Adjustment Batch		10.00	60,009.00
7/14/2022	7/14/2022	A/R	Apply Credit	35.00	35.00	60,009.00
7/14/2022	7/14/2022	A/R	Apply Credit		2,681.00	57,328.00
7/15/2022	7/15/2022	A/R	Apply Credit		515.00	56,813.00
7/18/2022	7/16/2022	A/R	Late Fee	40.00		56,853.00
7/18/2022	7/18/2022	A/R	Apply Credit		1,383.00	55,470.00
7/18/2022	7/18/2022	A/R	Apply Credit		51,825.00	3,645.00
7/25/2022	7/20/2022	A/R	Late Fee	75.00		3,720.00
Net Change: (1,469.00)				150,763.00	152,232.00	3,720.00
<b>210000 Prepaid Assessments</b>						<b>(44,965.85)</b>
6/27/2022	6/27/2022	A/R	Lockbox		4,038.00	(49,003.85)
6/28/2022	6/28/2022	A/R	Lockbox		8,697.00	(57,700.85)
6/29/2022	6/29/2022	A/R	Lockbox		8,628.00	(66,328.85)
6/30/2022	6/30/2022	A/R	Lockbox		7,672.00	(74,000.85)
7/1/2022	7/1/2022	A/R	Lockbox		18,157.00	(92,157.85)
7/5/2022	7/5/2022	A/R	Lockbox		30,421.00	(122,578.85)
7/5/2022	7/5/2022	A/R	Apply Credit	29,891.00		(92,687.85)
7/6/2022	7/6/2022	A/R	Lockbox		39,028.00	(131,715.85)
7/6/2022	7/6/2022	A/R	Apply Credit	39,028.00		(92,687.85)
7/6/2022	7/6/2022	A/R	Lockbox		9,396.00	(102,083.85)
7/6/2022	7/6/2022	A/R	Apply Credit	4,376.00		(97,707.85)
7/7/2022	7/7/2022	A/R	Lockbox		4,379.00	(102,086.85)
7/7/2022	7/7/2022	A/R	Apply Credit	4,379.00		(97,707.85)
7/8/2022	7/8/2022	A/R	Lockbox		6,289.00	(103,996.85)
7/8/2022	7/8/2022	A/R	Apply Credit	6,289.00		(97,707.85)
7/11/2022	7/11/2022	A/R	Lockbox		6,471.00	(104,178.85)
7/11/2022	7/11/2022	A/R	Apply Credit	5,613.00		(98,565.85)
7/12/2022	7/12/2022	A/R	Lockbox		6,158.00	(104,723.85)
7/12/2022	7/12/2022	A/R	Apply Credit	3,508.00		(101,215.85)

Bridges Comm Assoc  
General Ledger Summary

Posted 6/26/2022 To 7/25/2022 11:59:00 PM

Posted	Transaction	Source	Note	Debit	Credit	Balance
7/13/2022	7/13/2022	A/R	Lockbox		858.00	(102,073.85)
7/13/2022	7/13/2022	A/R	Apply Credit	858.00		(101,215.85)
7/14/2022	7/14/2022	A/R	Lockbox		3,367.00	(104,582.85)
7/14/2022	7/14/2022	A/R	Apply Credit	2,681.00		(101,901.85)
7/15/2022	7/15/2022	A/R	Lockbox		515.00	(102,416.85)
7/15/2022	7/15/2022	A/R	Apply Credit	515.00		(101,901.85)
7/15/2022	7/15/2022	A/R	Adjustment Batch		1,383.00	(103,284.85)
7/18/2022	7/18/2022	A/R	Apply Credit	1,383.00		(101,901.85)
7/18/2022	7/18/2022	A/R	Apply Credit	51,825.00		(50,076.85)
7/19/2022	7/19/2022	A/R	Lockbox		968.00	(51,044.85)
7/20/2022	7/20/2022	A/R	Lockbox		4,149.25	(55,194.10)
7/22/2022	7/22/2022	A/R	Lockbox		1,918.00	(57,112.10)
7/25/2022	7/25/2022	A/R	Lockbox		4,240.00	(61,352.10)
Net Change: (16,386.25)				150,346.00	166,732.25	(61,352.10)
<b>301110 General Replacement</b>						<b>(1,103,507.63)</b>
7/18/2022	7/18/2022	G/L	Monthly Reserve Contribution		6,694.00	(1,110,201.63)
Net Change: (6,694.00)				0.00	6,694.00	(1,110,201.63)
<b>301290 Interest</b>						<b>(2,835.57)</b>
6/30/2022	6/30/2022	G/L	Bank Reconcile: Interest Earned		228.52	(3,064.09)
6/30/2022	6/30/2022	G/L	Bank Reconcile: Interest Earned		0.99	(3,065.08)
6/30/2022	6/30/2022	G/L	Reclass Excess OP Interest 7/2022	0.99		(3,064.09)
Net Change: (228.52)				0.99	229.51	(3,064.09)
<b>310060 CC1R Gen Replacement</b>						<b>(205,630.72)</b>
7/18/2022	7/18/2022	G/L	Monthly Reserve Contribution		1,967.00	(207,597.72)
Net Change: (1,967.00)				0.00	1,967.00	(207,597.72)
<b>320060 CC2R Gen Replacement</b>						<b>(25,024.70)</b>
7/18/2022	7/18/2022	G/L	Monthly Reserve Contribution		181.00	(25,205.70)
Net Change: (181.00)				0.00	181.00	(25,205.70)
<b>330020 CC3R Gen Replacement</b>						<b>(16,591.20)</b>
7/18/2022	7/18/2022	G/L	Monthly Reserve Contribution		240.00	(16,831.20)
Net Change: (240.00)				0.00	240.00	(16,831.20)
<b>399990 Retained Earnings</b>						<b>(150,393.46)</b>
<b>502000 Assessment Income</b>						<b>(750,480.00)</b>
7/1/2022	7/1/2022	A/R	Billing		125,080.00	(875,560.00)
7/1/2022	7/1/2022	A/R	New Resident: Void Transaction	530.00	530.00	(875,560.00)
7/1/2022	7/1/2022	A/R	New Resident: Void Transaction	530.00	530.00	(875,560.00)
7/6/2022	7/1/2022	A/R	New Resident: Void Transaction	530.00	530.00	(875,560.00)
Net Change: (125,080.00)				1,590.00	126,670.00	(875,560.00)
<b>502200 Unrefundable</b>						<b>(1,545.00)</b>
<b>502720 Late Charges</b>						<b>(90.00)</b>
7/14/2022	7/14/2022	A/R	Adjustment Batch	10.00		(80.00)
7/14/2022	7/14/2022	A/R	Adjustment Batch	10.00		(70.00)
7/18/2022	7/16/2022	A/R	Late Fee		40.00	(110.00)
7/25/2022	7/25/2022	A/P	A/P Voucher Post: Chk# Auto: Walters Management	90.00		(20.00)

# Bridges Comm Assoc General Ledger Summary

Posted 6/26/2022 To 7/25/2022 11:59:00 PM

Posted	Transaction	Source	Note	Debit	Credit	Balance
			Net Change: 70.00	110.00	40.00	(20.00)
<b>502980 Collection Reimbursement</b>						<b>(500.00)</b>
7/18/2022	7/13/2022	A/R	Late Fee		25.00	(525.00)
7/14/2022	7/14/2022	A/R	Adjustment Batch	25.00		(500.00)
7/14/2022	7/14/2022	A/R	Adjustment Batch	25.00		(475.00)
7/25/2022	7/20/2022	A/R	Late Fee		75.00	(550.00)
			Net Change: (50.00)	50.00	100.00	(550.00)
<b>511000 Interest Income</b>						<b>(6.08)</b>
6/30/2022	6/30/2022	G/L	Reclass Excess OP Interest 7/2022		0.99	(7.07)
			Net Change: (0.99)	0.00	0.99	(7.07)
<b>620000 Electricity</b>						<b>2,471.94</b>
<b>621100 Water Irrigation</b>						<b>50,493.04</b>
7/21/2022	7/21/2022	A/P	A/P Voucher Post: Chk# 31419: The Bridges Club	1,553.72		52,046.76
7/23/2022	7/23/2022	A/P	A/P Voucher Post: Chk# Auto: Olivenhain Municipal W:	10,157.62		62,204.38
			Net Change: 11,711.34	11,711.34	0.00	62,204.38
<b>634000 Repairs &amp; Maintenance</b>						<b>9,575.44</b>
7/22/2022	7/22/2022	A/P	A/P Voucher Post: Chk# 31423: C. Casey Landscape	850.00		10,425.44
7/22/2022	7/22/2022	A/P	A/P Voucher Post: Chk# 31429: The Bridges Club	2,790.67		13,216.11
			Net Change: 3,640.67	3,640.67	0.00	13,216.11
<b>634052 Private Streets &amp; Driveways</b>						<b>11,488.01</b>
7/21/2022	7/21/2022	A/P	A/P Voucher Post: Chk# 31417: Cleanlot Maintenance	1,974.50		13,462.51
			Net Change: 1,974.50	1,974.50	0.00	13,462.51
<b>634550 Shared Use Expense</b>						<b>422,706.80</b>
<b>637000 Pest Control</b>						<b>4,489.80</b>
7/21/2022	7/21/2022	A/P	A/P Voucher Post: Chk# 31421: PURCOR Pest Solutior	1,400.00		5,889.80
			Net Change: 1,400.00	1,400.00	0.00	5,889.80
<b>639000 Landscaping</b>						<b>97,830.70</b>
7/21/2022	7/21/2022	A/P	A/P Voucher Post: Chk# 31415: UgMO Technologies	1,280.00		99,110.70
7/22/2022	7/22/2022	A/P	A/P Voucher Post: Chk# 31423: C. Casey Landscape	7,800.00		106,910.70
7/22/2022	7/22/2022	A/P	A/P Voucher Post: Chk# 31426: Rockey Murata Lands	4,600.00		111,510.70
7/22/2022	7/22/2022	A/P	A/P Voucher Post: Chk# 31428: The Bridges Club	3,440.00		114,950.70
			Net Change: 17,120.00	17,120.00	0.00	114,950.70
<b>639070 Landscape Supplies</b>						<b>19,340.00</b>
<b>639200 Tree Service</b>						<b>1,435.98</b>
<b>639255 Tree Spraying</b>						<b>11,040.00</b>
<b>639350 Brush Control</b>						<b>0.00</b>
7/22/2022	7/22/2022	A/P	A/P Voucher Post: Chk# 31424: Rockey Murata Lands	20,000.00		20,000.00
			Net Change: 20,000.00	20,000.00	0.00	20,000.00
<b>650000 Administrative Expenses</b>						<b>6,134.61</b>
7/5/2022	7/5/2022	A/P	A/P Voucher Post: Chk# Auto: Walters Management	120.00		6,254.61
7/15/2022	7/15/2022	A/P	A/P Voucher Post: Chk# Auto: Walters Management	499.30		6,753.91

Bridges Comm Assoc  
General Ledger Summary

Posted 6/26/2022 To 7/25/2022 11:59:00 PM

Posted	Transaction	Source	Note	Debit	Credit	Balance
7/21/2022	7/21/2022	A/P	A/P Voucher Post: Chk# 31418: Community Press Inc	703.99		7,457.90
			Net Change: 1,323.29	1,323.29	0.00	7,457.90
<b>651000 Professional Fees</b>						<b>13,000.00</b>
7/5/2022	7/5/2022	A/P	A/P Voucher Post: Chk# 31410: KJA Consulting	2,600.00		15,600.00
			Net Change: 2,600.00	2,600.00	0.00	15,600.00
<b>651550 Review/Audit Fee</b>						<b>950.00</b>
<b>651800 Collection Expense</b>						<b>425.00</b>
7/25/2022	7/25/2022	A/P	A/P Voucher Post: Chk# Auto: Walters Management	75.00		500.00
			Net Change: 75.00	75.00	0.00	500.00
<b>651850 Reserve Study</b>						<b>0.00</b>
7/21/2022	7/21/2022	A/P	A/P Voucher Post: Chk# 31416: Association Reserves	825.00		825.00
			Net Change: 825.00	825.00	0.00	825.00
<b>654000 Insurance</b>						<b>3,693.05</b>
7/21/2022	7/21/2022	A/P	A/P Voucher Post: Chk# Auto: Farmers Insurance Exc	637.91		4,330.96
			Net Change: 637.91	637.91	0.00	4,330.96
<b>658500 Income Taxes</b>						<b>1,600.00</b>
<b>661000 Property Management</b>						<b>17,097.00</b>
7/5/2022	7/5/2022	A/P	A/P Voucher Post: Chk# Auto: Walters Management	2,850.00		19,947.00
			Net Change: 2,850.00	2,850.00	0.00	19,947.00
<b>661030 Arch Maintenance Fee</b>						<b>3,000.00</b>
7/5/2022	7/5/2022	A/P	A/P Voucher Post: Chk# Auto: Walters Management	500.00		3,500.00
			Net Change: 500.00	500.00	0.00	3,500.00
<b>810000 CC1 Income - The Villas</b>						<b>(116,112.00)</b>
7/1/2022	7/1/2022	A/R	Billing		19,352.00	(135,464.00)
			Net Change: (19,352.00)	0.00	19,352.00	(135,464.00)
<b>810080 CC1 Electricity</b>						<b>165.13</b>
<b>810110 CC1 Lndscp Supplies</b>						<b>41,612.85</b>
7/22/2022	7/22/2022	A/P	A/P Voucher Post: Chk# 31422: C. Casey Landscape	7,895.00		49,507.85
			Net Change: 7,895.00	7,895.00	0.00	49,507.85
<b>810180 CC1 Water</b>						<b>19,770.02</b>
7/23/2022	7/23/2022	A/P	A/P Voucher Post: Chk# Auto: Olivenhain Municipal W:	4,353.08		24,123.10
			Net Change: 4,353.08	4,353.08	0.00	24,123.10
<b>810280 CC1 Landscaping</b>						<b>54,493.00</b>
7/22/2022	7/22/2022	A/P	A/P Voucher Post: Chk# 31423: C. Casey Landscape	8,800.00		63,293.00
			Net Change: 8,800.00	8,800.00	0.00	63,293.00
<b>810340 CC1 Management Fee</b>						<b>2,400.00</b>
7/5/2022	7/5/2022	A/P	A/P Voucher Post: Chk# Auto: Walters Management	400.00		2,800.00

Bridges Comm Assoc  
General Ledger Summary

Posted 6/26/2022 To 7/25/2022 11:59:00 PM

Posted	Transaction	Source	Note	Debit	Credit	Balance
			Net Change: 400.00	400.00	0.00	2,800.00
<b>810370 CC1 Repairs &amp; Maintenance</b>						<b>8,751.78</b>
<b>810420 CC1 Tree Trimming</b>						<b>16,598.57</b>
7/5/2022	7/5/2022	A/P	A/P Voucher Post: Chk# 31411: Cielo Tree Care	7,068.75		23,667.32
7/19/2022	7/19/2022	A/P	A/P Voucher Post: Chk# 31413: Cielo Tree Care	5,118.75		28,786.07
7/19/2022	7/19/2022	A/P	A/P Voucher Post: Chk# 31414: Cielo Tree Care	3,534.37		32,320.44
7/22/2022	7/22/2022	A/P	A/P Voucher Post: Chk# 31425: Ridgewood Tree Care	3,288.00		35,608.44
			Net Change: 19,009.87	19,009.87	0.00	35,608.44
<b>820000 CC2 Income - The Groves</b>						<b>(22,506.00)</b>
7/1/2022	7/1/2022	A/R	Billing		3,751.00	(26,257.00)
			Net Change: (3,751.00)	0.00	3,751.00	(26,257.00)
<b>820050 CC2 Water</b>						<b>9,636.41</b>
7/16/2022	7/16/2022	A/P	A/P Voucher Post: Chk# Auto: Olivenhain Municipal W:	2,358.48		11,994.89
			Net Change: 2,358.48	2,358.48	0.00	11,994.89
<b>820070 CC2 Electricity</b>						<b>72.81</b>
<b>820210 CC2 Landscaping</b>						<b>12,523.56</b>
7/21/2022	7/21/2022	A/P	A/P Voucher Post: Chk# 31420: The Bridges Club	1,400.00		13,923.56
7/22/2022	7/22/2022	A/P	A/P Voucher Post: Chk# 31427: The Bridges Club	2,659.72		16,583.28
			Net Change: 4,059.72	4,059.72	0.00	16,583.28
<b>820260 CC2 Management Fee</b>						<b>1,800.00</b>
7/5/2022	7/5/2022	A/P	A/P Voucher Post: Chk# Auto: Walters Management	300.00		2,100.00
			Net Change: 300.00	300.00	0.00	2,100.00
<b>830000 CC3 Income - The Tennis Center</b>						<b>(3,744.00)</b>
7/1/2022	7/1/2022	A/R	Billing		624.00	(4,368.00)
7/1/2022	7/1/2022	A/R	New Resident: Void Transaction	156.00	156.00	(4,368.00)
			Net Change: (624.00)	156.00	780.00	(4,368.00)
<b>830210 CC3 Management Fee</b>						<b>600.00</b>
7/5/2022	7/5/2022	A/P	A/P Voucher Post: Chk# Auto: Walters Management	100.00		700.00
			Net Change: 100.00	100.00	0.00	700.00
<b>901110 General Replacement</b>						<b>40,159.00</b>
7/18/2022	7/18/2022	A/P	A/P Voucher Post: Chk# 31412: The Bridges	6,694.00		46,853.00
			Net Change: 6,694.00	6,694.00	0.00	46,853.00
<b>910060 CC1R Gen Replacement</b>						<b>11,802.00</b>
7/18/2022	7/18/2022	A/P	A/P Voucher Post: Chk# 31412: The Bridges	1,967.00		13,769.00
			Net Change: 1,967.00	1,967.00	0.00	13,769.00
<b>920060 CC2R Gen Replacement</b>						<b>1,091.00</b>
7/18/2022	7/18/2022	A/P	A/P Voucher Post: Chk# 31412: The Bridges	181.00		1,272.00
			Net Change: 181.00	181.00	0.00	1,272.00

Bridges Comm Assoc  
General Ledger Summary

Posted 6/26/2022 To 7/25/2022 11:59:00 PM

Posted	Transaction	Source	Note	Debit	Credit	Balance
<b>930020 CC3R Gen Replacement</b>						<b>1,440.00</b>
7/18/2022	7/18/2022	A/P	A/P Voucher Post: Chk# 31412: The Bridges	240.00		1,680.00
			Net Change: 240.00	240.00	0.00	1,680.00
				240.00	0.00	1,680.00