

Bridges Comm Assoc

Balance Sheet

Period 08/25/2022

	08/2022	07/2022	Net Change
Assets			
<u>Cash - Operating</u>			
100000 CIT Checking	63,332.07	109,290.41	(45,958.34)
100130 Morgan Stanley Excess Op Cash	121,806.70	121,802.86	3.84
<u>Total Cash - Operating</u>	<u>185,138.77</u>	<u>231,093.27</u>	<u>(45,954.50)</u>
<u>Cash - Reserves</u>			
102350 Morgan Stanley Reserve Cash	1,373,333.30	1,237,900.34	135,432.96
102355 Morgan Stanley Reserve Investments	0.00	125,000.00	(125,000.00)
<u>Total Cash - Reserves</u>	<u>1,373,333.30</u>	<u>1,362,900.34</u>	<u>10,432.96</u>
<u>Accounts Receivable</u>			
110000 Accounts Receivable	2,436.00	3,720.00	(1,284.00)
<u>Total Accounts Receivable</u>	<u>2,436.00</u>	<u>3,720.00</u>	<u>(1,284.00)</u>
<i>Total Assets</i>	<u><u>1,560,908.07</u></u>	<u><u>1,597,713.61</u></u>	<u><u>(36,805.54)</u></u>
Liabilities & Equity			
<u>Current Liabilities</u>			
210000 Prepaid Assessments	54,907.79	61,352.10	(6,444.31)
<u>Total Current Liabilities</u>	<u>54,907.79</u>	<u>61,352.10</u>	<u>(6,444.31)</u>
<u>Operating Equity</u>			
399990 Retained Earnings	150,393.46	150,393.46	0.00
Current Year Net Income/(Loss)	(17,726.48)	23,067.71	(40,794.19)
<u>Total Operating Equity</u>	<u>132,666.98</u>	<u>173,461.17</u>	<u>(40,794.19)</u>
<u>Reserve Equity</u>			
301110 General Replacement	1,116,895.63	1,110,201.63	6,694.00
301290 Interest	4,415.05	3,064.09	1,350.96
310060 CC1R Gen Replacement	209,564.72	207,597.72	1,967.00
320060 CC2R Gen Replacement	25,386.70	25,205.70	181.00
330020 CC3R Gen Replacement	17,071.20	16,831.20	240.00
<u>Total Reserve Equity</u>	<u>1,373,333.30</u>	<u>1,362,900.34</u>	<u>10,432.96</u>
<i>Total Liabilities & Equity</i>	<u><u>1,560,908.07</u></u>	<u><u>1,597,713.61</u></u>	<u><u>(36,805.54)</u></u>

Bridges Comm Assoc Budget Comparison

Period 7/26/2022 To 8/25/2022 11:59:00 PM

Current Month Operating			Year to Date Operating				
Actual	Budget	\$ Var	Actual	Budget	\$ Var	Annual	
Income							
<u>Assessments</u>							
125,080.00	125,080.00	0.00					
			502000 Assessment Income	1,000,640.00	1,000,640.00	0.00	1,500,960.00
125,080.00	125,080.00	0.00	TOTAL Assessments	1,000,640.00	1,000,640.00	0.00	1,500,960.00
<u>Other Income</u>							
0.00	0.00	0.00					
			502200 Unrefundable	1,545.00	0.00	1,545.00	0.00
(20.00)	0.00	(20.00)					
			502720 Late Charges	0.00	0.00	0.00	0.00
25.00	0.00	25.00					
			502980 Collection Reimbursement	575.00	0.00	575.00	0.00
3.84	0.00	3.84					
			511000 Interest Income	10.91	0.00	10.91	0.00
8.84	0.00	8.84	TOTAL Other Income	2,130.91	0.00	2,130.91	0.00
125,088.84	125,080.00	8.84	TOTAL Income	1,002,770.91	1,000,640.00	2,130.91	1,500,960.00
Expense							
<u>03 Utilities</u>							
567.79	363.00	(204.79)					
			620000 Electricity	3,039.73	2,898.00	(141.73)	4,350.00
12,909.61	9,773.00	(3,136.61)					
			621100 Water Irrigation	75,113.99	78,178.00	3,064.01	117,270.00
13,477.40	10,136.00	(3,341.40)	TOTAL 03 Utilities	78,153.72	81,076.00	2,922.28	121,620.00
<u>04 Common Area Maintenance</u>							
3,350.00	1,833.00	(1,517.00)					
			634000 Repairs & Maintenance	16,566.11	14,668.00	(1,898.11)	22,000.00
1,974.50	1,792.00	(182.50)					
			634052 Private Streets & Driveways	15,437.01	14,332.00	(1,105.01)	21,500.00
72,167.87	70,027.00	(2,140.87)					
			634550 Shared Use Expense	494,874.67	560,212.00	65,337.33	840,320.00
1,795.00	125.00	(1,670.00)					
			637000 Pest Control	7,684.80	1,000.00	(6,684.80)	1,500.00
79,287.37	73,777.00	(5,510.37)	TOTAL 04 Common Area Maintenance	534,562.59	590,212.00	55,649.41	885,320.00
<u>05 Landscaping</u>							
17,120.00	16,667.00	(453.00)					
			639000 Landscaping	132,070.70	133,332.00	1,261.30	200,000.00
0.00	1,708.00	1,708.00					
			639070 Landscape Supplies	19,340.00	13,668.00	(5,672.00)	20,500.00
1,880.00	0.00	(1,880.00)					
			639200 Tree Service	3,315.98	1,436.31	(1,879.67)	20,000.00

Bridges Comm Assoc Budget Comparison

Period 7/26/2022 To 8/25/2022 11:59:00 PM

Current Month Operating			Year to Date Operating				
Actual	Budget	\$ Var		Actual	Budget	\$ Var	Annual
0.00	0.00	0.00	639255 Tree Spraying	11,040.00	3,555.00	(7,485.00)	13,000.00
15,000.00	0.00	(15,000.00)	639350 Brush Control	35,000.00	0.00	(35,000.00)	34,000.00
34,000.00	18,375.00	(15,625.00)	TOTAL 05 Landscaping	200,766.68	151,991.31	(48,775.37)	287,500.00
<u>11 Administration</u>							
631.88	1,333.00	701.12	650000 Administrative Expenses	8,089.78	10,668.00	2,578.22	16,000.00
0.00	0.00	0.00	650825 Annual Meeting	0.00	0.00	0.00	2,000.00
2,600.00	1,667.00	(933.00)	651000 Professional Fees	18,200.00	25,492.00	7,292.00	32,160.00
0.00	0.00	0.00	651550 Review /Audit Fee	950.00	1,000.00	50.00	1,000.00
0.00	292.00	292.00	651750 Legal Fees	0.00	2,332.00	2,332.00	3,500.00
75.00	75.00	0.00	651800 Collection Expense	575.00	600.00	25.00	900.00
0.00	0.00	0.00	651850 Reserve Study	825.00	800.00	(25.00)	800.00
637.91	845.00	207.09	654000 Insurance	4,968.87	6,760.00	1,791.13	10,140.00
0.00	0.00	0.00	657000 Social Fund	0.00	0.00	0.00	19,500.00
0.00	0.00	0.00	658500 Income Taxes	1,600.00	0.00	(1,600.00)	0.00
2,850.00	2,850.00	0.00	661000 Property Management	22,797.00	22,797.00	0.00	34,197.00
500.00	500.00	0.00	661030 Arch Maintenance Fee	4,000.00	4,000.00	0.00	6,000.00
7,294.79	7,562.00	267.21	TOTAL 11 Administration	62,005.65	74,449.00	12,443.35	126,197.00
<u>21 Cost Center 1</u>							
(19,352.00)	(19,352.00)	0.00	810000 CC1 Income - The Villas	(154,816.00)	(154,816.00)	0.00	(232,224.00)
0.00	83.00	83.00	810080 CC1 Electricity	165.13	668.00	502.87	1,000.00
15,151.57	1,750.00	(13,401.57)	810110 CC1 Lndscp Supplies	64,659.42	14,000.00	(50,659.42)	21,000.00
5,329.34	3,065.00	(2,264.34)	810180 CC1 Water	29,452.44	24,522.00	(4,930.44)	36,782.00
8,800.00	9,064.00	264.00	810280 CC1 Landscaping	72,093.00	72,512.00	419.00	108,768.00
400.00	400.00	0.00	810340 CC1 Management Fee	3,200.00	3,200.00	0.00	4,800.00
0.00	542.00	542.00	810370 CC1 Repairs & Maintenance	8,751.78	4,332.00	(4,419.78)	6,500.00
10,607.00	0.00	(10,607.00)	810420 CC1 Tree Trimming	46,215.44	14,438.57	(31,776.87)	29,770.00
1,967.00	1,967.00	0.00	910060 CC1R Gen Replacement	15,736.00	15,736.00	0.00	23,604.00

Bridges Comm Assoc Budget Comparison

Period 7/26/2022 To 8/25/2022 11:59:00 PM

Current Month Operating			Year to Date Operating				
Actual	Budget	\$ Var		Actual	Budget	\$ Var	Annual
22,902.91	(2,481.00)	(25,383.91)	TOTAL 21 Cost Center 1	85,457.21	(5,407.43)	(90,864.64)	0.00
			<u>22 Cost Center 2</u>				
(3,751.00)	(3,751.00)	0.00	820000 CC2 Income - The Groves	(30,008.00)	(30,008.00)	0.00	(45,012.00)
2,041.62	1,958.00	(83.62)	820050 CC2 Water	14,036.51	15,668.00	1,631.49	23,500.00
12.37	11.00	(1.37)	820070 CC2 Electricity	85.18	91.00	5.82	135.00
3,726.57	1,300.00	(2,426.57)	820210 CC2 Landscaping	20,309.85	10,400.00	(9,909.85)	15,600.00
300.00	300.00	0.00	820260 CC2 Management Fee	2,400.00	2,400.00	0.00	3,600.00
181.00	181.00	0.00	920060 CC2R Gen Replacement	1,453.00	1,453.00	0.00	2,177.00
2,510.56	(1.00)	(2,511.56)	TOTAL 22 Cost Center 2	8,276.54	4.00	(8,272.54)	0.00
			<u>23 Cost Center 3</u>				
(624.00)	(720.00)	(96.00)	830000 CC3 Income - The Tennis Center	(4,992.00)	(5,760.00)	(768.00)	(8,640.00)
0.00	20.00	20.00	830030 CC3 Electricity	0.00	160.00	160.00	240.00
0.00	60.00	60.00	830040 CC3 Water	0.00	480.00	480.00	720.00
0.00	300.00	300.00	830080 CC3 Landscaping	0.00	2,400.00	2,400.00	3,600.00
100.00	100.00	0.00	830210 CC3 Management Fee	800.00	800.00	0.00	1,200.00
240.00	240.00	0.00	930020 CC3R Gen Replacement	1,920.00	1,920.00	0.00	2,880.00
(284.00)	0.00	284.00	TOTAL 23 Cost Center 3	(2,272.00)	0.00	2,272.00	0.00
			<u>50 Reserve Contributions</u>				
6,694.00	6,694.00	0.00	901110 General Replacement	53,547.00	53,547.00	0.00	80,323.00
6,694.00	6,694.00	0.00	TOTAL 50 Reserve Contributions	53,547.00	53,547.00	0.00	80,323.00
165,883.03	114,062.00	(51,821.03)	TOTAL Expense	1,020,497.39	945,871.88	(74,625.51)	1,500,960.00
(40,794.19)	11,018.00	(51,812.19)	Net Income/(Loss)	(17,726.48)	54,768.12	(72,494.60)	0.00

Annualized Income Statement Act & Budget

Bridges Comm Assoc

Posted 7/26/2022 To 8/25/2022 11:59:00 PM

Operating

	January	February	March	April	May	June	July	August	September	October	November	December	Total	Budget
INCOME														
<u>Assessments</u>														
Assessment Income	125,080.00	125,080.00	125,080.00	125,080.00	125,080.00	125,080.00	125,080.00	125,080.00	125,080.00	125,080.00	125,080.00	125,080.00	1,500,960.00	1,500,960.00
TOTAL Assessments	125,080.00	125,080.00	125,080.00	125,080.00	125,080.00	125,080.00	125,080.00	125,080.00	125,080.00	125,080.00	125,080.00	125,080.00	1,500,960.00	1,500,960.00
<u>Other Income</u>														
Unrefundable	0.00	515.00	0.00	1,030.00	0.00	0.00	0.00	0.00	0.00	0.00	0.00	0.00	1,545.00	0.00
Late Charges	0.00	0.00	0.00	20.00	(20.00)	90.00	(70.00)	(20.00)	0.00	0.00	0.00	0.00	0.00	0.00
Collection Reimbursement	250.00	100.00	50.00	(75.00)	100.00	75.00	50.00	25.00	0.00	0.00	0.00	0.00	575.00	0.00
Interest Income	1.04	1.03	0.93	1.04	1.00	1.04	0.99	3.84	0.00	0.00	0.00	0.00	10.91	0.00
TOTAL Other Income	251.04	616.03	50.93	976.04	81.00	166.04	(19.01)	8.84	0.00	0.00	0.00	0.00	2,130.91	0.00
TOTAL INCOME	125,331.04	125,696.03	125,130.93	126,056.04	125,161.00	125,246.04	125,060.99	125,088.84	125,080.00	125,080.00	125,080.00	125,080.00	1,503,090.91	1,500,960.00
EXPENSES														
<u>03 Utilities</u>														
Electricity	393.87	427.85	458.37	407.44	405.05	379.36	0.00	567.79	363.00	363.00	363.00	363.00	4,491.73	4,350.00
Water Irrigation	11,411.35	2,414.41	6,819.90	9,419.37	9,863.62	10,564.39	11,711.34	12,909.61	9,773.00	9,773.00	9,773.00	9,773.00	114,205.99	117,270.00
TOTAL 03 Utilities	11,805.22	2,842.26	7,278.27	9,826.81	10,268.67	10,943.75	11,711.34	13,477.40	10,136.00	10,136.00	10,136.00	10,136.00	118,697.72	121,620.00
<u>04 Common Area Maintenance</u>														
Repairs & Maintenance	5,055.85	850.00	0.00	850.00	1,525.00	1,294.59	3,640.67	3,350.00	1,833.00	1,833.00	1,833.00	1,833.00	23,898.11	22,000.00
Private Streets & Driveway	1,884.75	1,884.75	1,884.75	1,929.63	1,929.63	1,974.50	1,974.50	1,974.50	1,792.00	1,792.00	1,792.00	1,792.00	22,605.01	21,500.00
Shared Use Expense	70,026.68	70,026.68	72,573.40	70,026.68	70,026.68	70,026.68	0.00	72,167.87	70,027.00	70,027.00	70,027.00	70,027.00	774,982.67	840,320.00
Pest Control	2,800.00	0.00	1,609.80	15.10	144.90	(80.00)	1,400.00	1,795.00	125.00	125.00	125.00	125.00	8,184.80	1,500.00
TOTAL 04 Common Area Maintenance	79,767.28	72,761.43	76,067.95	72,821.41	73,626.21	73,215.77	7,015.17	79,287.37	73,777.00	73,777.00	73,777.00	73,777.00	829,670.59	885,320.00
<u>05 Landscaping</u>														
Landscaping	15,720.70	23,370.00	7,810.00	15,840.00	17,120.00	17,970.00	17,120.00	17,120.00	16,667.00	16,667.00	16,667.00	16,667.00	198,738.70	200,000.00
Landscape Supplies	6,790.00	5,960.00	4,230.00	1,280.00	0.00	1,080.00	0.00	0.00	1,708.00	1,708.00	1,708.00	1,708.00	26,172.00	20,500.00
Tree Service	748.67	0.00	687.31	0.00	0.00	0.00	0.00	1,880.00	0.00	0.00	0.00	18,563.69	21,879.67	20,000.00
Tree Spraying	0.00	0.00	0.00	0.00	3,555.00	7,485.00	0.00	0.00	0.00	0.00	0.00	9,445.00	20,485.00	13,000.00
Brush Control	0.00	0.00	0.00	0.00	0.00	0.00	20,000.00	15,000.00	0.00	0.00	0.00	34,000.00	69,000.00	34,000.00
TOTAL 05 Landscaping	23,259.37	29,330.00	12,727.31	17,120.00	20,675.00	26,535.00	37,120.00	34,000.00	18,375.00	18,375.00	18,375.00	80,383.69	336,275.37	287,500.00
<u>11 Administration</u>														

Annualized Income Statement Act & Budget
Bridges Comm Assoc

Posted 7/26/2022 To 8/25/2022 11:59:00 PM

Operating

	January	February	March	April	May	June	July	August	September	October	November	December	Total	Budget
Administrative Expenses	2,404.38	618.92	769.79	595.50	1,159.35	586.67	1,323.29	631.88	1,333.00	1,333.00	1,333.00	1,333.00	13,421.78	16,000.00
Annual Meeting	0.00	0.00	0.00	0.00	0.00	0.00	0.00	0.00	0.00	0.00	0.00	2,000.00	2,000.00	2,000.00
Professional Fees	0.00	2,600.00	2,600.00	2,600.00	0.00	5,200.00	2,600.00	2,600.00	1,667.00	1,667.00	1,667.00	1,667.00	24,868.00	32,160.00
Bank Charges	0.00	0.00	0.00	0.00	0.00	0.00	0.00	0.00	0.00	0.00	0.00	0.00	0.00	0.00
Review /Audit Fee	0.00	0.00	0.00	950.00	0.00	0.00	0.00	0.00	0.00	0.00	0.00	0.00	950.00	1,000.00
Legal Fees	0.00	0.00	0.00	0.00	0.00	0.00	0.00	0.00	292.00	292.00	292.00	292.00	1,168.00	3,500.00
Collection Expense	250.00	100.00	50.00	0.00	25.00	0.00	75.00	75.00	75.00	75.00	75.00	75.00	875.00	900.00
Reserve Study	1,650.00	0.00	(1,650.00)	0.00	0.00	0.00	825.00	0.00	0.00	0.00	0.00	0.00	825.00	800.00
Insurance	593.08	593.08	593.08	589.25	686.65	637.91	637.91	637.91	845.00	845.00	845.00	845.00	8,348.87	10,140.00
Social Fund	0.00	0.00	0.00	0.00	0.00	0.00	0.00	0.00	0.00	0.00	0.00	19,500.00	19,500.00	19,500.00
Income Taxes	0.00	0.00	0.00	1,600.00	0.00	0.00	0.00	0.00	0.00	0.00	0.00	0.00	1,600.00	0.00
Property Management	2,850.00	2,850.00	2,847.00	2,850.00	2,850.00	2,850.00	2,850.00	2,850.00	2,850.00	2,850.00	2,850.00	2,850.00	34,197.00	34,197.00
Arch Maintenance Fee	500.00	500.00	500.00	500.00	500.00	500.00	500.00	500.00	500.00	500.00	500.00	500.00	6,000.00	6,000.00
TOTAL 11 Administration	8,247.46	7,262.00	5,709.87	9,684.75	5,221.00	9,774.58	8,811.20	7,294.79	7,562.00	7,562.00	7,562.00	29,062.00	113,753.65	126,197.00
21 Cost Center 1														
CC1 Income - The Villas	(19,352.00)	(19,352.00)	(19,352.00)	(19,352.00)	(19,352.00)	(19,352.00)	(19,352.00)	(19,352.00)	(19,352.00)	(19,352.00)	(19,352.00)	(19,352.00)	(232,224.00)	(232,224.00)
CC1 Electricity	77.56	87.57	0.00	0.00	0.00	0.00	0.00	0.00	83.00	83.00	83.00	83.00	497.13	1,000.00
CC1 Lndscp Supplies	26,960.00	0.00	3,300.00	5,563.85	3,010.00	2,779.00	7,895.00	15,151.57	1,750.00	1,750.00	1,750.00	1,750.00	71,659.42	21,000.00
CC1 Water	4,336.81	1,205.06	3,460.33	2,529.43	3,883.39	4,355.00	4,353.08	5,329.34	3,065.00	3,065.00	3,065.00	3,065.00	41,712.44	36,782.00
CC1 Landscaping	8,800.00	8,800.00	8,800.00	8,800.00	10,493.00	8,800.00	8,800.00	8,800.00	9,064.00	9,064.00	9,064.00	9,064.00	108,349.00	108,768.00
CC1 Management Fee	400.00	400.00	400.00	400.00	400.00	400.00	400.00	400.00	400.00	400.00	400.00	400.00	4,800.00	4,800.00
CC1 Repairs & Maintencanc	4,140.00	4,611.78	0.00	0.00	0.00	0.00	0.00	0.00	542.00	542.00	542.00	542.00	10,919.78	6,500.00
CC1 Tree Trimming	4,970.95	3,596.67	3,980.95	1,890.00	0.00	2,160.00	19,009.87	10,607.00	0.00	0.00	0.00	15,331.43	61,546.87	29,770.00
CC1R Gen Replacement	1,967.00	1,967.00	1,967.00	1,967.00	1,967.00	1,967.00	1,967.00	1,967.00	1,967.00	1,967.00	1,967.00	1,967.00	23,604.00	23,604.00
TOTAL 21 Cost Center 1	32,300.32	1,316.08	2,556.28	1,798.28	401.39	1,109.00	23,072.95	22,902.91	(2,481.00)	(2,481.00)	(2,481.00)	12,850.43	90,864.64	0.00
22 Cost Center 2														
CC2 Income - The Groves	(3,751.00)	(3,751.00)	(3,751.00)	(3,751.00)	(3,751.00)	(3,751.00)	(3,751.00)	(3,751.00)	(3,751.00)	(3,751.00)	(3,751.00)	(3,751.00)	(45,012.00)	(45,012.00)
CC2 Water	6,404.54	895.95	688.83	970.14	482.05	194.90	2,358.48	2,041.62	1,958.00	1,958.00	1,958.00	1,958.00	21,868.51	23,500.00
CC2 Electricity	12.03	12.44	12.16	12.16	12.16	11.86	0.00	12.37	11.00	11.00	11.00	11.00	129.18	135.00
CC2 Landscaping	1,300.00	3,050.00	1,400.00	1,400.00	3,973.56	1,400.00	4,059.72	3,726.57	1,300.00	1,300.00	1,300.00	1,300.00	25,509.85	15,600.00

Annualized Income Statement Act & Budget

Bridges Comm Assoc

Posted 7/26/2022 To 8/25/2022 11:59:00 PM

Operating	January	February	March	April	May	June	July	August	September	October	November	December	Total	Budget
CC2 Management Fee	300.00	300.00	300.00	300.00	300.00	300.00	300.00	300.00	300.00	300.00	300.00	300.00	3,600.00	3,600.00
CC2R Gen Replacement	186.00	181.00	181.00	181.00	181.00	181.00	181.00	181.00	181.00	181.00	181.00	181.00	2,177.00	2,177.00
TOTAL 22 Cost Center 2	4,451.57	688.39	(1,169.01)	(887.70)	1,197.77	(1,663.24)	3,148.20	2,510.56	(1.00)	(1.00)	(1.00)	(1.00)	8,272.54	0.00
23 Cost Center 3														
CC3 Income - The Tennis C	(624.00)	(624.00)	(624.00)	(624.00)	(624.00)	(624.00)	(624.00)	(624.00)	(720.00)	(720.00)	(720.00)	(720.00)	(7,872.00)	(8,640.00)
CC3 Electricity	0.00	0.00	0.00	0.00	0.00	0.00	0.00	0.00	20.00	20.00	20.00	20.00	80.00	240.00
CC3 Water	0.00	0.00	0.00	0.00	0.00	0.00	0.00	0.00	60.00	60.00	60.00	60.00	240.00	720.00
CC3 Landscaping	0.00	0.00	0.00	0.00	0.00	0.00	0.00	0.00	300.00	300.00	300.00	300.00	1,200.00	3,600.00
CC3 Management Fee	100.00	100.00	100.00	100.00	100.00	100.00	100.00	100.00	100.00	100.00	100.00	100.00	1,200.00	1,200.00
CC3R Gen Replacement	240.00	240.00	240.00	240.00	240.00	240.00	240.00	240.00	240.00	240.00	240.00	240.00	2,880.00	2,880.00
TOTAL 23 Cost Center 3	(284.00)	(284.00)	(284.00)	(284.00)	(284.00)	(284.00)	(284.00)	(284.00)	0.00	0.00	0.00	0.00	(2,272.00)	0.00
50 Reserve Contributions														
General Replacement	6,689.00	6,694.00	6,694.00	6,694.00	6,694.00	6,694.00	6,694.00	6,694.00	6,694.00	6,694.00	6,694.00	6,694.00	80,323.00	80,323.00
TOTAL 50 Reserve Contrib	6,689.00	6,694.00	6,694.00	6,694.00	6,694.00	6,694.00	6,694.00	6,694.00	6,694.00	6,694.00	6,694.00	6,694.00	80,323.00	80,323.00
TOTAL EXPENSES	166,236.22	120,610.16	109,580.67	116,773.55	117,800.04	126,324.86	97,288.86	165,883.03	114,062.00	114,062.00	114,062.00	212,902.12	1,575,585.51	1,500,960.00
Net Revenue / Expense	(40,905.18)	5,085.87	15,550.26	9,282.49	7,360.96	(1,078.82)	27,772.13	(40,794.19)	11,018.00	11,018.00	11,018.00	(87,822.12)	(72,494.60)	0.00

Statement of Cash Flow

Tuesday, September 20, 2022

15:40

Posted 7/26/2022 To 8/25/2022 11:59:00 PM

Bridges Comm Assoc

Cash Flows from Operating Activities

Current Year Net Income/(Loss)	(40,794.19)
Add(Deduct) to reconcile Net Income to Net Cash Flow	
Changes in Current Assets	
Accounts Receivable	<u>1,284.00</u>
Subtotal Changes in Current Assets	1,284.00
Changes in Current Liabilities	
Prepaid Assessments	<u>(6,444.31)</u>
Subtotal Changes in Current Liabilities	(6,444.31)
Net Increase (Decrease) in Cash	<u>(45,954.50)</u>
Cash, Beginning of Month	231,093.27
Cash, End of Month	185,138.77

Posted Date 08/25/2022

Bridges Comm Assoc

Acct #	Type	Status	Resident Contact	Current	30 - 59 Days	60 - 89 Days	>90 Days	Balance
107680	Owner		Tamsen,Trust	906.00	10.00	0.00	0.00	916.00
223171	Owner	30 Day Right To Dispute	Pure,Pamela J	893.00	0.00	0.00	0.00	893.00
219343	Owner		Ostlund,Trust	120.00	0.00	0.00	0.00	120.00
233000	Owner		Ayers,Robert L	120.00	0.00	0.00	0.00	120.00
235067	Owner		Harris,Ronald J	120.00	0.00	0.00	0.00	120.00
153591	Owner		L & S Holdings,Trust	120.00	0.00	0.00	0.00	120.00
164980	Owner		Stockmal,Craig H	0.00	0.00	0.00	42.00	42.00
107790	Owner		Tanguay,Declaration of	0.00	35.00	0.00	0.00	35.00
233990	Owner		Hoffman,Trust	30.00	0.00	0.00	0.00	30.00
210362	Owner		Meyers,Trust	20.00	0.00	0.00	0.00	20.00
107673	Owner		Gordon,Michael	20.00	0.00	0.00	0.00	20.00
Count:	11			2,349.00	45.00	0.00	42.00	2,436.00

Property Totals

# Units	# Builder	# Resident	# Owners	# Offsite	Owner Ratio
239	0	238	152	86	63.87%

Charge Code Summary

Description	G/L Acct #	Amount
Assessment	110000	1,602.00
Cost Center 1 Assessment	110000	358.00
Cost Center 2 Assessment	110000	351.00
Cost Center 3 Assessment	110000	20.00
Courtesy Late Notice	110000	75.00
Late Fee	110000	30.00
		<u>2,436.00</u>

Posted Date 08/25/2022

Bridges Comm Assoc

Acct #	Type	Status	Resident Contact	Current	30 - 59 Days	60 - 89 Days	>90 Days	Balance
204464	Owner		Drawdy,Susan A	-27.00	0.00	0.00	0.00	-27.00
195530	Owner		Kil III,Harry Skip	-45.00	0.00	0.00	0.00	-45.00
139866	Owner		Alhamrani,Ann M	-279.00	0.00	0.00	0.00	-279.00
230614	Owner		Kelly,Scott	-395.00	0.00	0.00	0.00	-395.00
211593	Owner		Hoffman,Trust	-509.00	0.00	0.00	0.00	-509.00
235219	Owner		O'Brien,Trust	-515.00	0.00	0.00	0.00	-515.00
225581	Owner		Alamos Americas LLC,	0.00	-520.00	0.00	0.00	-520.00
206832	Owner		Matranga,Trust	0.00	-530.00	0.00	0.00	-530.00
207063	Owner		JVSNA LLC,	-530.00	0.00	0.00	0.00	-530.00
238326	Owner		Glover,Trust	-530.00	0.00	0.00	0.00	-530.00
188564	Owner		AVJD,	-530.00	0.00	0.00	0.00	-530.00
184732	Owner		The Kim Family Trust,	-530.00	0.00	0.00	0.00	-530.00
241224	Owner		Wyatt,Ryan Christopher	-530.00	0.00	0.00	0.00	-530.00
107832	Owner		Walderman California Trus,Ben	0.00	-530.00	0.00	0.00	-530.00
178225	Owner		Friedman,Stanley F	-530.00	0.00	0.00	0.00	-530.00
160719	Owner		Pfleger,Trust	-515.00	-15.00	0.00	0.00	-530.00
107777	Owner		Matranga,Trust	0.00	-530.00	0.00	0.00	-530.00
107709	Owner		Murphy,Trust	-530.00	0.00	0.00	0.00	-530.00
107808	Owner		Mandel,Paul M	-530.00	0.00	0.00	0.00	-530.00
233906	Owner		Murphy,William H	-530.00	-15.00	0.00	0.00	-545.00
210160	Owner		Roeglin,Gene	-545.00	-15.00	-45.00	0.00	-605.00
210188	Owner		Williams ,Dennis B	-525.00	0.00	-310.00	0.00	-835.00
238373	Owner		Lyles,Robert A	-858.00	0.00	0.00	0.00	-858.00
107685	Owner		Stamper Trustee,Jerry L	-858.00	0.00	0.00	0.00	-858.00
210189	Owner		All Channels Media Holdings LLC	-438.00	-438.00	0.00	0.00	-876.00
233624	Owner		Jaybird (Russell),Trust	-910.00	0.00	0.00	0.00	-910.00
230238	Owner		Howerton,Trust	0.00	0.00	0.00	-1,060.00	-1,060.00
216081	Owner		Kombluth,Richard	-530.00	-530.00	0.00	0.00	-1,060.00
167031	Owner		Hoss,Trust	0.00	0.00	-1,344.34	0.00	-1,344.34
208414	Owner		Mardikian,John	0.00	-696.00	-676.00	0.00	-1,372.00
200091	Owner		Robros LLC,	0.00	-515.00	-1,105.00	0.00	-1,620.00
235480	Owner		Holland,Trust	0.00	-1,716.00	0.00	0.00	-1,716.00
206754	Owner		Phillips,Trust	0.00	0.00	0.00	-2,120.00	-2,120.00
225412	Owner		Lunaria,Trust	0.00	-2,120.00	0.00	0.00	-2,120.00
135138	Owner		Watanabe Consulting LLC,	0.00	0.00	0.00	-2,579.00	-2,579.00
231747	Owner		Webster,Trust	0.00	-2,650.00	0.00	0.00	-2,650.00
231412	Owner		Adkinson,Trust	-2,386.69	-530.00	0.00	0.00	-2,916.69
211774	Owner		Glomsrud,Trust	0.00	0.00	0.00	-3,432.00	-3,432.00
150271	Owner		Leavitt,William D	0.00	0.00	0.00	-3,432.00	-3,432.00
107757	Owner		Shane Ryan Properties LLC,	-910.00	-395.00	-910.00	-1,768.00	-3,983.00
107782	Owner		Abrams,Kenneth Lee	0.00	-4,350.25	0.00	0.00	-4,350.25
158912	Owner		Randall E Woods Sullivan Trust	0.00	-4,149.25	0.00	-866.26	-5,015.51

Aging Prepaid

Tuesday, September 20, 2022

15:40

Posted Date 08/25/2022

Bridges Comm Assoc

Acct #	Type	Status	Resident Contact	Current	30 - 59 Days	60 - 89 Days	>90 Days	Balance
Count:	42			-15,015.69	-20,244.50	-4,390.34	-15,257.26	-54,907.79

Property Totals

# Units	# Builder	# Resident	# Owners	# Offsite	Owner Ratio
239	0	238	152	86	63.87%

Charge Code Summary

Description	G/L Acct #	Amount
Credit Courtesy Late	502980	-25.00
Credit Late Fee	502720	-10.00
Payment	100000	-54,872.79
		<u>-54,907.79</u>

Bridges Comm Assoc

Bank Reconciliation

Bank: CIT Checking Account: *****5808

Statement Date: 8/25/2022

G/L Balance: 63,332.07
Statement Balance: 217,481.69

Item	Date	Check #	Amount	Balance
			Previous Balance:	188,353.01
The Bridges	7/18/2022	31412	-9,082.00	179,271.01
Cleanlot Maintenance Svcs	7/21/2022	31417	-1,974.50	177,296.51
PURCOR Pest Solutions	7/21/2022	31421	-1,400.00	175,896.51
Association Reserves San Diego LLC	7/21/2022	31416	-825.00	175,071.51
The Bridges Club	7/21/2022	31419	-1,553.72	173,517.79
The Bridges Club	7/21/2022	31420	-1,400.00	172,117.79
Community Press Inc	7/21/2022	31418	-703.99	171,413.80
C. Casey Landscape Construction Inc.	7/22/2022	31422	-7,895.00	163,518.80
The Bridges Club	7/22/2022	31427	-2,659.72	160,859.08
The Bridges Club	7/22/2022	31428	-3,440.00	157,419.08
Rockey Murata Landscape Maint Inc	7/22/2022	31426	-4,600.00	152,819.08
The Bridges Club	7/22/2022	31429	-2,790.67	150,028.41
C. Casey Landscape Construction Inc.	7/22/2022	31423	-17,450.00	132,578.41
Rockey Murata Landscape Maint Inc	7/22/2022	31424	-20,000.00	112,578.41
Ridgewood Tree Care	7/22/2022	31425	-3,288.00	109,290.41
San Diego Gas & Electric	7/26/2022	Auto	-100.54	109,189.87
San Diego Gas & Electric	7/26/2022	Auto	-22.65	109,167.22
Cielo Tree Care	7/26/2022	31430	-6,630.00	102,537.22
San Diego Gas & Electric	7/26/2022	Auto	-12.70	102,524.52
San Diego Gas & Electric	7/26/2022	Auto	-135.42	102,389.10
San Diego Gas & Electric	7/26/2022	Auto	-12.37	102,376.73
San Diego Gas & Electric	7/26/2022	Auto	-27.58	102,349.15
San Diego Gas & Electric	7/26/2022	Auto	-84.64	102,264.51
San Diego Gas & Electric	7/26/2022	Auto	-40.25	102,224.26
Walters Management	7/29/2022	Auto	-70.00	102,154.26
Walters Management	8/3/2022	Auto	-4,270.00	97,884.26
KJA Consulting	8/10/2022	31431	-2,600.00	95,284.26
Walters Management	8/15/2022	Auto	-511.88	94,772.38
Olivenhain Municipal Water District	8/15/2022	Auto	-2,041.62	92,730.76
Farmers Insurance Exchange	8/21/2022	Auto	-637.91	92,092.85
Olivenhain Municipal Water District	8/22/2022	Auto	-16,878.84	75,214.01
San Diego Gas & Electric	8/24/2022	Auto	-42.56	75,171.45
San Diego Gas & Electric	8/24/2022	Auto	-20.79	75,150.66
UgMO Technologies	8/24/2022	31435	-1,280.00	73,870.66
San Diego Gas & Electric	8/24/2022	Auto	-80.66	73,790.00
		Total Checks:	-114,563.01	
Lockbox	7/26/2022		2,381.00	76,171.00
Lockbox	7/27/2022		1,590.00	77,761.00
Lockbox	7/28/2022		3,306.00	81,067.00
Lockbox	7/29/2022		4,478.00	85,545.00
Lockbox	8/1/2022		19,230.00	104,775.00

* voided check

9/20/2022 3:40:38 PM

Bridges Comm Assoc

Bank Reconciliation

Lockbox	8/2/2022	5,254.00	110,029.00
Lockbox	8/3/2022	5,441.00	115,470.00
Lockbox	8/4/2022	8,743.00	124,213.00
Lockbox	8/5/2022	64,464.00	188,677.00
Lockbox	8/8/2022	9,541.00	198,218.00
Lockbox	8/9/2022	1,045.00	199,263.00
Lockbox	8/10/2022	2,784.00	202,047.00
Lockbox	8/11/2022	3,508.00	205,555.00
Lockbox	8/12/2022	3,634.00	209,189.00
Lockbox	8/15/2022	2,100.00	211,289.00
Lockbox	8/17/2022	2,386.69	213,675.69
Lockbox	8/18/2022	540.00	214,215.69
Lockbox	8/19/2022	438.00	214,653.69
Lockbox	8/23/2022	1,045.00	215,698.69
Lockbox	8/24/2022	1,253.00	216,951.69
Lockbox	8/25/2022	530.00	217,481.69
Total Deposits / Adjustments:		143,691.69	
		Statement Balance:	217,481.69

Voided Checks In Period:

Check #	Date	Reference	Voided Checks
* Auto	7/26/2022	Walters Management	165.00
			165.00

Outstanding Items:

Check #	Date	Reference	Uncleared Checks
31432	8/23/2022	The Bridges	9,082.00
31433	8/24/2022	The Bridges Club	1,400.00
31434	8/24/2022	The Bridges Club	1,360.11
31436	8/24/2022	Cleanlot Maintenance Svcs	1,974.50
31437	8/24/2022	The Bridges Club	1,301.57
31438	8/24/2022	The Bridges Club	1,880.00
31439	8/24/2022	The Bridges Club	395.00
31440	8/24/2022	PURCOR Pest Solutions	1,400.00
31441	8/25/2022	The Bridges Club	2,141.19
31442	8/25/2022	The Bridges Club	67,885.49
31443	8/25/2022	C. Casey Landscape Construction Inc.	13,850.00
31444	8/25/2022	MC Comprehensive Construction	2,500.00
31445	8/25/2022	C. Casey Landscape Construction Inc.	17,450.00
31446	8/25/2022	Rockey Murata Landscape Maint Inc	15,000.00
31447	8/25/2022	The Bridges Club	2,326.57
31448	8/25/2022	The Bridges Club	3,440.00
31449	8/25/2022	The Bridges Club	2,141.19
31450	8/25/2022	Rockey Murata Landscape Maint Inc	4,600.00
31451	8/25/2022	Ridgewood Tree Care	3,977.00
Auto	8/25/2022	Walters Management	45.00
			154,149.62

* voided check

Bridges Comm Assoc

Bank Reconciliation

Bank Reconciliation Summary: CIT Checking Account: *****5808

G/L Balance:	63,332.07
Uncleared Checks, Credits:	154,149.62
Uncleared Deposits, Debits:	0.00
G/L Difference:	217,481.69
Statement Balance:	217,481.69
G/L and Balance Difference:	0.00



PO Box 64084
 Phoenix, AZ 85082
 866.800.4656 (toll free)

Primary Account Number Ending In
 Statement Date

5808
 Aug 25, 2022
 Page 1 of 6

999-00000-000000

THE BRIDGES COMMUNITY ASSOCIATION
 C/O WALTERS MANAGEMENT COMPANY
 9665 CHESAPEAKE DR STE 300
 SAN DIEGO CA 92123-1364

*******5808 - CAB CHECKING**

Beginning Balance	\$188,353.01	Average Daily Balance	\$213,365.42
Total Deposits	\$143,691.69	Year-To-Date Interest Paid	\$0.00
Total Withdrawals	\$114,563.01	Days in Statement Period	31
Interest Paid	\$0.00	Annual Percentage Yield Earned	0.00%
Ending Balance	\$217,481.69		

TRANSACTION DETAIL

DEPOSITS/CREDITS

Date	Description	Amount
07/26	LOCKBOX DEPOSIT	\$2,381.00
07/27	LOCKBOX DEPOSIT	\$1,590.00
07/28	LOCKBOX DEPOSIT	\$3,306.00
07/29	LOCKBOX DEPOSIT	\$4,478.00
08/01	LOCKBOX DEPOSIT	\$19,230.00
08/02	LOCKBOX DEPOSIT	\$5,254.00
08/03	LOCKBOX DEPOSIT	\$5,441.00
08/04	LOCKBOX DEPOSIT	\$8,743.00
08/05	THE BRIDGES COMM ASSOC PMT 330848277 -SETT-A228SFTP5	\$39,558.00
08/05	LOCKBOX DEPOSIT	\$24,906.00
08/08	LOCKBOX DEPOSIT	\$9,541.00
08/09	LOCKBOX DEPOSIT	\$1,045.00
08/10	LOCKBOX DEPOSIT	\$2,784.00
08/11	LOCKBOX DEPOSIT	\$3,508.00
08/12	LOCKBOX DEPOSIT	\$3,634.00
08/15	LOCKBOX DEPOSIT	\$2,100.00
08/17	LOCKBOX DEPOSIT	\$2,386.69
08/18	LOCKBOX DEPOSIT	\$540.00
08/19	LOCKBOX DEPOSIT	\$438.00

DEPOSITS/CREDITS

Date	Description	Amount
08/23	LOCKBOX DEPOSIT	\$1,045.00
08/24	LOCKBOX DEPOSIT	\$1,253.00
08/25	LOCKBOX DEPOSIT	\$530.00

WITHDRAWALS/DEBITS

Date	Description	Amount
07/27	SD GAS & ELEC PAID SDGE OMAHA #####405819	\$12.37
07/27	SD GAS & ELEC PAID SDGE OMAHA #####206448	\$12.70
07/27	SD GAS & ELEC PAID SDGE OMAHA #####679120	\$22.65
07/27	SD GAS & ELEC PAID SDGE OMAHA #####049936	\$27.58
07/27	SD GAS & ELEC PAID SDGE OMAHA #####476703	\$40.25
07/27	SD GAS & ELEC PAID SDGE OMAHA #####613413	\$84.64
07/27	SD GAS & ELEC PAID SDGE OMAHA #####913766	\$100.54
07/27	SD GAS & ELEC PAID SDGE OMAHA #####558733	\$135.42
07/29	THE WALTERS MANA EOM THE BRIDGES RSF 258	\$70.00
08/08	THE WALTERS MANA MGMT FEE THE BRIDGES RSF 258	\$4,270.00
08/15	OLIVENHAIN WATER WATER BILL THE BRIDGES AT RSF COM 120510	\$2,041.62
08/19	THE WALTERS MANA CHARGEBACK THE BRIDGES RSF 258	\$511.88
08/22	OLIVENHAIN WATER WATER BILL THE BRIDGES AT RSF COM 122490	\$852.17
08/22	OLIVENHAIN WATER WATER BILL THE BRIDGES AT RSF COM 121265	\$1,020.88

WITHDRAWALS/DEBITS

Date	Description	Amount
08/22	OLIVENHAIN WATER WATER BILL THE BRIDGES AT RSF COM 122480	\$1,886.95
08/22	OLIVENHAIN WATER WATER BILL THE BRIDGES AT RSF COM 120995	\$2,245.21
08/22	OLIVENHAIN WATER WATER BILL THE BRIDGES AT RSF COM 122615	\$2,460.16
08/22	OLIVENHAIN WATER WATER BILL THE BRIDGES AT RSF COM 122215	\$2,693.03
08/22	OLIVENHAIN WATER WATER BILL THE BRIDGES AT RSF COM 122365	\$2,704.97
08/22	OLIVENHAIN WATER WATER BILL THE BRIDGES AT RSF COM 122300	\$3,015.47
08/23	FARMERS INS EXCH INSPAYMENT THE BRIDGES COMMUNITY #####778001000	\$637.91
08/25	SD GAS & ELEC PAID SDGE OMAHA #####613413	\$20.79
08/25	SD GAS & ELEC PAID SDGE OMAHA #####913766	\$42.56
08/25	SD GAS & ELEC PAID SDGE OMAHA #####558733	\$80.66
08/25	888C521675898725 24441 UGMO TECHNOLOGIE V31435	\$1,280.00

CHECKS (IN NUMERIC ORDER)

Date	Check #	Amount	Date	Check #	Amount
07/26	31412	\$9,082.00	08/04	31424	\$20,000.00
08/05	31416 *	\$825.00	08/08	31425	\$3,288.00
08/01	31417	\$1,974.50	08/04	31426	\$4,600.00
08/15	31418	\$703.99	08/02	31427	\$2,659.72
08/01	31419	\$1,553.72	08/02	31428	\$3,440.00
08/01	31420	\$1,400.00	08/02	31429	\$2,790.67
08/01	31421	\$1,400.00	07/29	31430	\$6,630.00
08/03	31422	\$7,895.00	08/24	31431	\$2,600.00
08/03	31423	\$17,450.00			

* Skip in check sequence

Check # 31412, dated 07/26/2022, for \$9,082.00. Payable to The Bridges Community Association. Memo: MONTHLY RESERVE CONTRIBUTION 478-08485-108.

ck #: 31412 07/26/2022 Amt: \$9,082.00

Check # 31416, dated 08/05/2022, for \$825.00. Payable to THE BRIDGES COMMUNITY ASSOCIATION. Memo: RESERVE STUDY REPORT # 14891-14.00% DEPOSIT.

ck #: 31416 08/05/2022 Amt: \$825.00

Check # 31417, dated 08/01/2022, for \$1,974.50. Payable to CLEANUP MAINTENANCE SVCS. Memo: JUN SVC.

ck #: 31417 08/01/2022 Amt: \$1,974.50

Check # 31418, dated 08/15/2022, for \$703.99. Payable to COMMUNITY PRESS INC. Memo: AUDIT COVER LETTER.

ck #: 31418 08/15/2022 Amt: \$703.99

Check # 31419, dated 08/01/2022, for \$1,553.72. Payable to THE BRIDGES CLUB. Memo: JUN WATER REIMBURSE.

ck #: 31419 08/01/2022 Amt: \$1,553.72

Check # 31420, dated 08/01/2022, for \$1,400.00. Payable to THE BRIDGES CLUB. Memo: JUN GROVES LANDSCAPE.

ck #: 31420 08/01/2022 Amt: \$1,400.00

Check # 31421, dated 08/01/2022, for \$1,400.00. Payable to PERIOD BEST SOLUTIONS. Memo: SET UP TRAPS IN ORANGE GROVE - RACCOONS, SKUNKS.

ck #: 31421 08/01/2022 Amt: \$1,400.00

Check # 31422, dated 08/03/2022, for \$7,895.00. Payable to D. CASEY LANDSCAPE CONSTRUCTION INC. Memo: REPLACE OLD PLANT MATERIAL IRRIGATION.

ck #: 31422 08/03/2022 Amt: \$7,895.00

Check # 31423, dated 08/03/2022, for \$17,450.00. Payable to D. CASEY LANDSCAPE CONSTRUCTION INC. Memo: JUNE SERVICE.

ck #: 31423 08/03/2022 Amt: \$17,450.00

Check # 31424, dated 08/04/2022, for \$20,000.00. Payable to ROCKY MOUNTAIN LANDSCAPE MAINT INC. Memo: BRUSH CLEARANCE.

ck #: 31424 08/04/2022 Amt: \$20,000.00

Check # 31425, dated 08/08/2022, for \$3,288.00. Payable to RIDGEWOOD TREE CARE. Memo: TREE TREATMENT.

ck #: 31425 08/08/2022 Amt: \$3,288.00

Check # 31426, dated 08/04/2022, for \$4,600.00. Payable to ROCKY MOUNTAIN LANDSCAPE MAINT INC. Memo: JUN SVC.

ck #: 31426 08/04/2022 Amt: \$4,600.00

MEMO CHECK
THE BRIDGES COMMUNITY ASSOCIATION
9600 CHESTERPLACE DR. 300
SAN DIEGO, CA 92123-1964
858-495-0900

CIT BANK, N.A.
PASADENA, CA 91103
27-2891040

0000031427

DATE 2022-07-22

PAY Two Thousand Six Hundred Fifty Nine Dollars and 72/100 Cents \$ ****2659.72

TO THE ORDER OF

THE BRIDGES CLUB
PO BOX 1322
RANCHO SANTA FE, CA 92087-1322

MEMO: JUN GROVES LANDSCAPE

Signature on File

⑆0000031427⑆ ⑆101002894⑆ ⑆78805808⑆

Ck #: 31427 08/02/2022 Amt: \$2,659.72

MEMO CHECK
THE BRIDGES COMMUNITY ASSOCIATION
9600 CHESTERPLACE DR. 300
SAN DIEGO, CA 92123-1964
858-495-0900

CIT BANK, N.A.
PASADENA, CA 91103
27-2891040

0000031428

DATE 2022-07-22

PAY Three Thousand Four Hundred Forty Dollars and 00/100 Cents \$ ****3440.00

TO THE ORDER OF

THE BRIDGES CLUB
PO BOX 1322
RANCHO SANTA FE, CA 92087-1322

MEMO: JUN ENTRY NODES

Signature on File

⑆0000031428⑆ ⑆101002894⑆ ⑆78805808⑆

Ck #: 31428 08/02/2022 Amt: \$3,440.00

MEMO CHECK
THE BRIDGES COMMUNITY ASSOCIATION
9600 CHESTERPLACE DR. 300
SAN DIEGO, CA 92123-1964
858-495-0900

CIT BANK, N.A.
PASADENA, CA 91103
27-2891040

0000031429

DATE 2022-07-22

PAY Two Thousand Seven Hundred Ninety Dollars and 67/100 Cents \$ ****2790.67

TO THE ORDER OF

THE BRIDGES CLUB
PO BOX 1322
RANCHO SANTA FE, CA 92087-1322

MEMO: LIGHTING REPAIRS AND STREET SIGN PAINTING

Signature on File

⑆0000031429⑆ ⑆101002894⑆ ⑆78805808⑆

Ck #: 31429 08/02/2022 Amt: \$2,790.67

MEMO CHECK
THE BRIDGES COMMUNITY ASSOCIATION
9600 CHESTERPLACE DR. 300
SAN DIEGO, CA 92123-1964
858-495-0900

CIT BANK
PO Box 90045
Phoenix, AZ 85062-0085
27-2891040

31430

PAY SIX THOUSAND SIX HUNDRED THIRTY DOLLARS AND 00/100

DATE 7/29/2022 AMOUNT \$6,630.00

TO THE ORDER OF

Club Tree Care
1302 Sprague Ln
Escondido, CA 92026

VILLA TREE WORKS

Signature on File

⑆031430⑆ ⑆101002894⑆ ⑆78805808⑆

Ck #: 31430 07/29/2022 Amt: \$6,630.00

MEMO CHECK
THE BRIDGES COMMUNITY ASSOCIATION
9600 CHESTERPLACE DR. 300
SAN DIEGO, CA 92123-1964
858-495-0900

CIT BANK, N.A.
PASADENA, CA 91103
27-2891040

0000031431

DATE 2022-08-10

PAY Two Thousand Six Hundred Dollars and 00/100 Cents \$ ****2600.00

TO THE ORDER OF

Y&A CONSULTING
157 SANTA BARBARA CT
SOLANA BEACH, CA 92688-1465

MEMO: ON SITE CONSULTING - JULY

Signature on File

⑆0000031431⑆ ⑆101002894⑆ ⑆78805808⑆

Ck #: 31431 08/24/2022 Amt: \$2,600.00

Bridges Comm Assoc

Bank Reconciliation

Bank: Morgan Stanley Excess Op Cash Account: *****9141

Statement Date: 8/25/2022

G/L Balance: 121,806.70
Statement Balance: 121,806.70

Item	Date	Check #	Amount	Balance
			Previous Balance:	121,802.86
Bank Reconcile: Interest Earned	7/31/2022		3.84	121,806.70
		Total Deposits / Adjustments:	3.84	
			Statement Balance:	121,806.70

Outstanding Items:

Check #	Date	Reference	Uncleared Checks
---------	------	-----------	------------------

Bank Reconciliation Summary: Morgan Stanley Excess Op Cash Account: ***9141**

G/L Balance:	121,806.70
Uncleared Checks, Credits:	0.00
Uncleared Deposits, Debits:	0.00
G/L Difference:	121,806.70
Statement Balance:	121,806.70
G/L and Balance Difference:	0.00

Bridges Comm Assoc

Bank Reconciliation

Bank: Morgan Stanley Reserve Cash Account: *****9125

Statement Date: 8/25/2022

G/L Balance: 1,373,333.30
Statement Balance: 1,364,251.30

Item	Date	Check #	Amount	Balance
			Previous Balance:	1,228,818.34
Monthly Reserve Contribution	7/18/2022		9,082.00	1,237,900.34
Bank Reconcile: Interest Earned	7/31/2022		1,350.96	1,239,251.30
CD Redemmed	8/25/2022		125,000.00	1,364,251.30
			Total Deposits / Adjustments:	135,432.96
			Statement Balance:	1,364,251.30

Outstanding Items:

Date	Reference	Uncleared Deposits
8/23/2022	Monthly Reserve Contribution	9,082.00
		9,082.00

Bank Reconciliation Summary: Morgan Stanley Reserve Cash Account: ***9125**

G/L Balance:	1,373,333.30
Uncleared Checks, Credits:	0.00
Uncleared Deposits, Debits:	9,082.00
G/L Difference:	1,364,251.30
Statement Balance:	1,364,251.30
G/L and Balance Difference:	0.00

Bridges Comm Assoc

Bank Reconciliation

Bank: Morgan Stanley Reserve Investments Account: 9

Statement Date: 8/25/2022

G/L Balance: 0.00
Statement Balance: 125,000.00

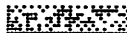
Item	Date	Check #	Amount	Balance
			Previous Balance:	125,000.00
			Statement Balance:	125,000.00

Outstanding Items:

Date	Reference	Uncleared Deposits
8/25/2022	CD Redemmed	-125,000.00
		-125,000.00

Bank Reconciliation Summary: Morgan Stanley Reserve Investments Account: 9

G/L Balance:	0.00
Uncleared Checks, Credits:	0.00
Uncleared Deposits, Debits:	-125,000.00
G/L Difference:	125,000.00
 Statement Balance:	 125,000.00
G/L and Balance Difference:	0.00



Morgan Stanley

CLIENT STATEMENT | For the Period July 1-31, 2022

STATEMENT PACKAGE FOR:
THE BRIDGES COMMUNITY ASSOC
RESERVE ACCOUNT

TOTAL VALUE OF YOUR ACCOUNTS (as of 7/31/22)

\$1,486,058.00

*Includes Accrued Interest**Excludes Bank Loan Balances (See detail on Overview page)***Your Financial Advisor Team**

The Lenox Group

Your Financial Advisors

Frank De Flora
Richard Priore
Kyle Medeiros
Eugene Desoiza
Gilbert Levine
Michael Lysenko
Ronald Oleet

Your Branch

1290 AVENUE OF THE AMERICAS FL 12
NEW YORK, NY 10104

Telephone: 212-692-2800; Alt. Phone: 800-627-0608; Fax: 212-692-2990

Morgan Stanley Smith Barney LLC. Member SIPC.

#BWNJGWM



AB 02 004882 99005 H 24 A 000000

THE BRIDGES COMMUNITY ASSOC
RESERVE ACCOUNT

C/O WALTERS MANAGEMENT
9665 CHESAPEAKE DR STE 300
SAN DIEGO CA 92123-1364

Client Service Center (24 Hours a Day; 7 Days a Week): 800-869-3326

Access Your Accounts Online: www.morganstanley.com/online

INVESTMENTS AND INSURANCE PRODUCTS: NOT FDIC INSURED • NOT A BANK DEPOSIT •
NOT INSURED BY ANY FEDERAL GOVERNMENT AGENCY • NOT BANK GUARANTEED •
MAY LOSE VALUE • UNLESS SPECIFICALLY NOTED, ALL VALUES ARE DISPLAYED IN USD



Standard Disclosures

The following Disclosures are applicable to the enclosed statement(s). Expanded Disclosures are attached to your most recent June and December statement (or your first Statement if you have not received a statement for those months). The Expanded Disclosures are also available by selecting Account Documents when you log on to www.morganstanley.com/online or, call 800-869-3326.

Questions?

Questions regarding your account may be directed to us by using the contact information on the statement cover page, or the Client Service Center at (800) 869-3326.

Errors and Inquiries

Be sure to review your statement promptly, and immediately address any concerns regarding entries that you do not understand or believe were made in error by contacting the Branch Manager of the office where you maintain your account. Oral communications regarding any inaccuracy or discrepancy in this statement should be re-confirmed in writing to further protect your rights, including rights under the Securities Investor Protection Act (SIPA). Your statement will be deemed correct unless we receive a written inquiry of a suspected error. See your account documentation for special rules regarding your rights and responsibilities with respect to erroneous electronic fund transfers, including a description of the transfers covered. For concerns or complaints, contact our Client Relations Department at (866) 227-2256.

Senior Investor Helpline

In order to provide Morgan Stanley's senior investor clients a convenient way to communicate with us, we offer a Senior Investor Helpline. Senior investors or those acting on their behalf may call (800) 280-4534, Monday-Friday 9am-7pm Eastern Time.

Availability of Free Credit Balances and Financial Statements

Under the customer protection rules of the SEC [17 CFR §240.15c3-3], we may use funds comprising free credit balances carried for customer accounts here, provided that these funds are payable to customers on demand (i.e., are free of a lien or right of set-off in our favor or on behalf of some third party to whom you have given control). A financial statement of this organization is available for your personal inspection at its offices, or a copy will be mailed to you upon your written request.

Listed Options

Information with respect to commissions and other charges related to the execution of options transactions has been included in confirmations of such transactions previously furnished to you and such information will be made available to you promptly at your request. Promptly advise us of any material change in your investment objectives or financial situation.

Important Information if you are a Margin Customer (not available for certain retirement accounts)

If you have margin privileges, you may borrow money from us in exchange for pledging assets in your accounts as collateral for any outstanding margin loan. The amount you may borrow is based on the value of the eligible securities in your margin accounts. If a security has eligible shares, the number of shares pledged as collateral will be indicated below the position.

Margin Interest Charges

We calculate interest charges on margin loans as follows: (1) multiply the applicable margin interest rate by the daily close of business net settled debit balance, and (2) divide by 360 (days). Margin interest accrues daily throughout the month and is added to your debit balance at month-end. The month-end interest charge is the sum of the daily accrued interest calculations for the month. We add the accrued interest to your debit balance and start a new calculation each time the applicable interest rate changes and at the close of every statement month. For interest rate information, log into your Morgan Stanley account at www.morganstanley.com/online. Select your account with a Margin agreement and click Interest Rates for more information.

Information regarding Special Memorandum Account

If you have a Margin Account, this is a combined statement of your Margin Account and Special Memorandum Account maintained for you under Section 220.5 of Regulation T issued by the Board of Governors of the Federal Reserve System. The permanent record of the Special Memorandum Account as required by Regulation T is available for your inspection at your request.

Important Information About Auction Rate Securities

For certain Auction Rate Securities there is no or limited liquidity. Therefore, the price(s) for these Auction Rate Securities are indicated by N/A (not available). There can be no assurance that a successful auction will occur or that a secondary market exists or will develop for a particular security.

Structured Investments Risks and Considerations

Structured Investments (Structured Products) are complex products and may be subject to special risks. Investors should consider the concentration risk of owning the related security and their total exposure to any underlying asset. Structured Investments, which may appear in various statement product categories and are identified on the Position Description Details line as "Asset Class: Struct Inv," may not perform in a manner consistent with the statement product category where they appear and therefore may not satisfy portfolio asset allocation needs for that category. For information on the risks and conflicts of interest related to Structured Investments generally, log in to Morgan Stanley Online and go to

www.morganstanley.com/structuredproductsrisksandconflicts.

Security Measures

This statement features several embedded security elements to safeguard its authenticity. One is a unique blue security rectangle, printed in heat-sensitive ink on the back of every page. When exposed to warmth, the color will disappear, and then reappear.

SIPC Protection

We are a member of Securities Investor Protection Corporation (SIPC), which protects securities of its customers up to \$500,000 (including \$250,000 for claims for cash). An explanatory brochure is available upon request or at www.sipc.org. Losses due to market fluctuation are not protected by SIPC and assets not held with us may not be covered by SIPC protection. To obtain information about SIPC, including an explanatory SIPC brochure, contact SIPC at 1-202-371-8300 or visit www.sipc.org.

Transaction Dates and Conditions

Upon written request, we will furnish the date and time of a transaction and the name of the other party to a transaction. We and/or our affiliates may accept benefits that constitute payment for order flow. Details regarding these benefits and the source and amount of any other remuneration received or to be received by us in connection with any transaction will be furnished upon written request.

Equity Research Ratings Definitions and Global Investment Manager Analysis Status

Some equity securities may have research ratings from Morgan Stanley & Co. LLC or Morningstar, Inc. Research ratings are the research providers' opinions and not representations or guarantees of performance. For more information about each research provider's rating system, see the Research Ratings on your most recent June or December statement (or your first statement if you have not received a statement for those months), go to www.morganstanley.com/online or refer to the research provider's research report. Research reports contain more complete information concerning the analyst's views and you should read the entire research report and not infer its contents from the rating alone. If your account contains an advisory component or is an advisory account, a GIMA status will apply.

Credit Ratings from Moody's Investors Service and Standard & Poor's
The credit rating from Moody's Investors Service and Standard & Poor's may be shown for certain securities. All credit ratings represent the opinions of the provider and are not representations or guarantees of performance. Please contact us if you need further information or assistance in interpreting these credit ratings.

Revised 05/2021

Consolidated Summary

OVERVIEW OF YOUR ACCOUNTS (includes accrued interest)

Although only whole dollar amounts are displayed below, both dollars and cents are used to calculate all totals. Manually summing the individual line items may not equal the actual total displayed. Refer to Account Statements for details. Excludes Bank Loan Balances (including Liquidity Access Lines, Tailored Lending Loans and Mortgage Balances).

Account Number	Beginning Value (7/1/22)	Funds Credited/(Debitd)	Security/Currency Transfers Rcvd/(Divd)	Change in Value	Ending Value (7/31/22)	Income/Dist This Period/YTD	YTD Realized Gain/(Loss) (Total ST/LT)	Unrealized Gain/(Loss) (Total ST/LT)	Page
TOTAL FOR ALL ACCOUNTS	\$1,476,793	\$9,082	—	\$182	\$1,486,058	\$1,354 \$4,201	— —	— —	
Business Accounts									
THE BRIDGES COMMUNITY ASSOC RESERVE ACCOUNT Nickname: Reserve Account	478-064895-108	1,354,990	9,082	—	178	1,350 4,192	— —	— —	7
THE BRIDGES COMMUNITY ASSOC EXCESS OPERATING ACCOUNT Nickname: Excess Operating Account	478-064896-108	121,802	—	—	3	3 9	— —	— —	13
Total Business Accounts	\$1,476,793	\$9,082	—	\$182	\$1,486,058	\$1,354 \$4,201	— —	— —	

This summary may include assets held in either brokerage and/or advisory accounts. Visit <https://www.morganstanley.com/wealth-relationshipwithms/pdfs/understandingyourrelationship.pdf> to understand the differences between brokerage and advisory accounts. Refer to individual Account Gain/(Loss) Summary and Expanded Disclosures for additional information. Accounts with no balances, holdings or activity year-to-date are not displayed on this page.

Consolidated Summary

CHANGE IN VALUE OF YOUR ACCOUNTS (includes accrued interest)

	This Period (7/1/22-7/31/22)	This Year (1/1/22-7/31/22)
TOTAL BEGINNING VALUE	\$1,476,793.42	\$1,489,829.61
Credits	9,082.00	74,828.00
Debits	—	(79,480.47)
Security Transfers	—	—
Net Credits/Debits/Transfers	\$9,082.00	\$(4,652.47)
Change in Value	182.58	880.86
TOTAL ENDING VALUE	\$1,486,058.00	\$1,486,058.00

Net Credits / Debits include investment advisory fees as applicable. See Activity section for details.

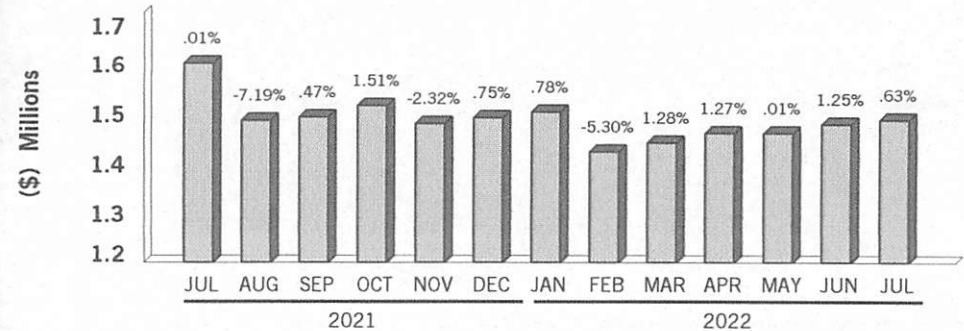
ASSET ALLOCATION (includes accrued interest)

	Market Value	Percentage
Cash	\$1,486,058.00	100.00
TOTAL VALUE	\$1,486,058.00	100.00%

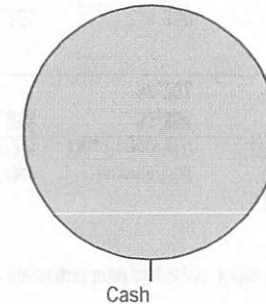
FDIC rules apply and Bank Deposits are eligible for FDIC insurance but are not covered by SIPC. Cash and securities (including MMFs) are eligible for SIPC coverage. See Expanded Disclosures. Values may include assets externally held, as a courtesy, and may not be covered by SIPC. Foreign Exchange (FX) is neither FDIC nor SIPC insured. For additional information, refer to the corresponding section of this statement.

MARKET VALUE OVER TIME

The below chart displays the most recent thirteen months of Market Value.



The percentages above represent the change in dollar value from the prior period. They do not represent account investment performance, as they do not consider the impact of contributions and withdrawals, nor other factors that may have affected performance calculations.



This asset allocation represents holdings on a trade date basis, and projected settled Cash/BDP and MMF balances. These classifications do not constitute a recommendation and may differ from the classification of instruments for regulatory or tax purposes.

Consolidated Summary

BALANCE SHEET ^(^ includes accrued interest)

	Last Period (as of 6/30/22)	This Period (as of 7/31/22)
Cash, BDP, MMFs	\$1,350,621.20	\$1,486,058.00
Certificates of Deposit ^	126,172.22	—
Total Assets	\$1,476,793.42	\$1,486,058.00
Total Liabilities (outstanding balance)	—	—
TOTAL VALUE	\$1,476,793.42	\$1,486,058.00

Total liabilities excludes Bank Loan Balances (including Liquidity Access Lines, Tailored Lending Loans and Mortgage Balances).

CASH FLOW

	This Period (7/1/22-7/31/22)	This Year (1/1/22-7/31/22)
OPENING CASH, BDP, MMFs	\$1,350,621.20	\$736,508.58
Sales and Redemptions	125,000.00	750,000.00
Income and Distributions	1,354.80	4,201.89
Total Investment Related Activity	\$126,354.80	\$754,201.89
Checks Deposited	9,082.00	74,828.00
Total Cash Related Activity	\$9,082.00	\$74,828.00
Checks Written	—	(79,480.47)
Total Card/Check Activity	—	\$(79,480.47)
CLOSING CASH, BDP, MMFs	\$1,486,058.00	\$1,486,058.00

This page intentionally left blank



Account Summary

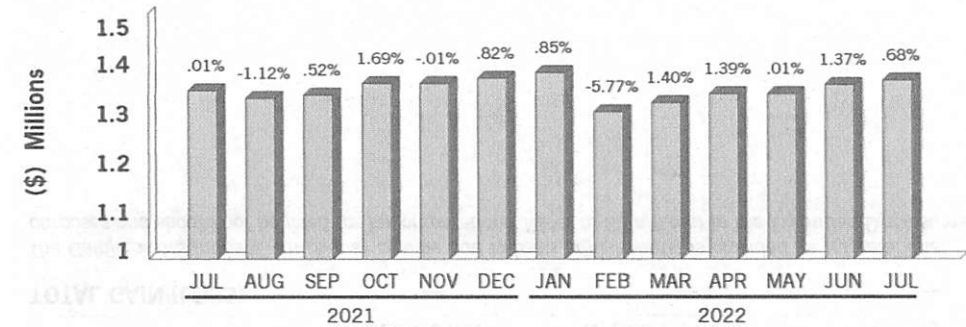
Active Assets Account
478-064895-108THE BRIDGES COMMUNITY ASSOC
RESERVE ACCOUNT
Nickname: Reserve Account

CHANGE IN VALUE OF YOUR ACCOUNT (includes accrued interest)

	This Period (7/1/22-7/31/22)	This Year (1/1/22-7/31/22)
TOTAL BEGINNING VALUE	\$1,354,990.56	\$1,368,032.78
Credits	9,082.00	74,828.00
Debits	—	(79,480.47)
Security Transfers	—	—
Net Credits/Debits/Transfers	\$9,082.00	\$(4,652.47)
Change in Value	178.74	870.99
TOTAL ENDING VALUE	\$1,364,251.30	\$1,364,251.30

MARKET VALUE OVER TIME

The below chart displays the most recent thirteen months of Market Value.




The percentages above represent the change in dollar value from the prior period. They do not represent account investment performance, as they do not consider the impact of contributions and withdrawals, nor other factors that may have affected performance calculations.

ASSET ALLOCATION (includes accrued interest)

	Market Value	Percentage
Cash	\$1,364,251.30	100.00
TOTAL VALUE	\$1,364,251.30	100.00%

FDIC rules apply and Bank Deposits are eligible for FDIC insurance but are not covered by SIPC. Cash and securities (including MMFs) are eligible for SIPC coverage. See Expanded Disclosures. Values may include assets externally held, as a courtesy, and may not be covered by SIPC. Foreign Exchange (FX) is neither FDIC nor SIPC insured. For additional information, refer to the corresponding section of this statement.



Cash

This asset allocation represents holdings on a trade date basis, and projected settled Cash/BDP and MMF balances. These classifications do not constitute a recommendation and may differ from the classification of instruments for regulatory or tax purposes.



Account Summary

Active Assets Account
478-064895-108

THE BRIDGES COMMUNITY ASSOC
RESERVE ACCOUNT
Nickname: Reserve Account

BALANCE SHEET ^(^ includes accrued interest)

	Last Period (as of 6/30/22)	This Period (as of 7/31/22)
Cash, BDP, MMFs	\$1,228,818.34	\$1,364,251.30
Certificates of Deposit	126,172.22	—
Total Assets	\$1,354,990.56	\$1,364,251.30
Total Liabilities (outstanding balance)	—	—
TOTAL VALUE	\$1,354,990.56	\$1,364,251.30

INCOME AND DISTRIBUTION SUMMARY

	This Period (7/1/22-7/31/22)	This Year (1/1/22-7/31/22)
Interest	\$1,350.96	\$4,192.02
Income And Distributions	\$1,350.96	\$4,192.02
Tax-Exempt Income	—	—
TOTAL INCOME AND DISTRIBUTIONS	\$1,350.96	\$4,192.02

Taxable and tax exempt income classifications are based on the characteristics of the underlying securities and not the taxable status of the account.

CASH FLOW

	This Period (7/1/22-7/31/22)	This Year (1/1/22-7/31/22)
OPENING CASH, BDP, MMFs	\$1,228,818.34	\$614,711.75
Sales and Redemptions	125,000.00	750,000.00
Income and Distributions	1,350.96	4,192.02
Total Investment Related Activity	\$126,350.96	\$754,192.02
Checks Deposited	9,082.00	74,828.00
Total Cash Related Activity	\$9,082.00	\$74,828.00
Checks Written	—	(79,480.47)
Total Card/Check Activity	—	\$(79,480.47)
CLOSING CASH, BDP, MMFs	\$1,364,251.30	\$1,364,251.30

GAIN/(LOSS) SUMMARY

	Realized This Period (7/1/22-7/31/22)	Realized This Year (1/1/22-7/31/22)	Unrealized Inception to Date (as of 7/31/22)
TOTAL GAIN/(LOSS)	—	—	—

The Gain/(Loss) Summary, which may change due to basis adjustments, is provided for informational purposes and should not be used for tax preparation. Refer to Gain/(Loss) in the Expanded Disclosures.

Account Detail

Active Assets Account
478-064895-108THE BRIDGES COMMUNITY ASSOC
RESERVE ACCOUNT
Nickname: Reserve Account

Investment Objectives (in order of priority): Income

Inform us if your investment objectives, as defined in the Expanded Disclosures, change.

Brokerage Account

HOLDINGS

This section reflects positions purchased/sold on a trade date basis. "Market Value" and "Unrealized Gain/(Loss)" may not reflect the value that could be obtained in the market. Your actual investment return may differ from the unrealized gain/(loss) displayed. Fixed Income securities are sorted by maturity or pre-refunding date, and alphabetically within date. Estimated Annual Income a) is calculated on a pre-tax basis, b) does not include any reduction for applicable non-US withholding taxes, c) may include return of principal or capital gains which could overstate such estimates, and d) for holdings that have a defined maturity date within the next 12 months, is reflected only through maturity date. Actual income or yield may be lower or higher than the estimates. Current Yield reflects the income generated by an investment, and is calculated by dividing the total estimated annual income by the current market value of the entire position. It does not reflect changes in its price. Structured Investments, identified on the Position Description Details line as "Asset Class: Struct Inv," may appear in various statement product categories. When displayed, the accrued interest, annual income and current yield for those with a contingent income feature (e.g., Range Accrual Notes or Contingent Income Notes) are estimates and assume specified accrual conditions are met during the relevant period and payment in full of all contingent interest. For Floating Rate Securities, the accrued interest, annual income and current yield are estimates based on the current floating coupon rate and may not reflect historic rates within the accrual period.

CASH, BANK DEPOSIT PROGRAM AND MONEY MARKET FUNDS

Cash, Bank Deposit Program, and Money Market Funds are generally displayed on a settlement date basis. You have the right to instruct us to liquidate your bank deposit balance(s) or shares of any money market fund balance(s) at any time and have the proceeds of such liquidation remitted to you. Estimated Annual Income, Accrued Interest, and APY% will only be displayed for fully settled positions.

Description	Market Value	7-Day Current Yield %	Est Ann Income	APY %
MORGAN STANLEY BANK N.A. #	\$245,007.71	—	\$368.00	0.150
MORGAN STANLEY PRIVATE BANK NA #	1,119,243.59	—	1,679.00	0.150
BANK DEPOSITS	\$1,364,251.30		\$2,047.00	

	Percentage of Holdings	Market Value	Est Ann Income
CASH, BDP, AND MMFs	100.00%	\$1,364,251.30	\$2,047.00

Bank Deposits are held at Morgan Stanley Bank, N.A. and/or Morgan Stanley Private Bank, National Association, affiliates of Morgan Stanley Smith Barney LLC and each a national bank and FDIC member.

	Percentage of Holdings	Total Cost	Market Value	Unrealized Gain/(Loss)	Est Ann Income Accrued Interest	Current Yield %
TOTAL VALUE	100.00%	—	\$1,364,251.30	N/A	\$2,047.00	0.15%

Unrealized Gain/(Loss) totals only reflect positions that have both cost basis and market value information available. Cash, MMF, Deposits and positions stating 'Please Provide' or 'Pending Corporate Actions' are not included.

Account Detail

Active Assets Account
478-064895-108

THE BRIDGES COMMUNITY ASSOC
RESERVE ACCOUNT
Nickname: Reserve Account

ALLOCATION OF ASSETS

	Cash	Equities	Fixed Income & Preferred Securities	Alternatives	Structured Investments	Other
Cash, BDP, MMFs	\$1,364,251.30	—	—	—	—	—
TOTAL ALLOCATION OF ASSETS	\$1,364,251.30	—	—	—	—	—

ACTIVITY

CASH FLOW ACTIVITY BY DATE

Activity Date	Settlement Date	Activity Type	Description	Comments	Quantity	Price	Credits/(Debits)
7/25		Check Deposit	FUNDS RECEIVED	CONFIRM#22072535230050009			\$9,082.00
7/25		Interest Income	CAPITAL ONE BK US GLEN ALLEN VA	2.100% DUE2022-07-25 [14042TBD8]			1,308.90
7/25	7/25	Redemption	CAPITAL ONE BK US GLEN ALLEN VA	2.100% DUE2022-07-25 [14042TBD8] REDEMPTION OF MATURED BOND	125,000.000	100.0000	125,000.00
7/29		Interest Income	MORGAN STANLEY PRIVATE BANK NA	(Period 07/01-07/31)			34.35
7/29		Interest Income	MORGAN STANLEY BANK N.A.	(Period 07/01-07/31)			7.71
NET CREDITS/(DEBITS)							\$135,432.96

MONEY MARKET FUND (MMF) AND BANK DEPOSIT PROGRAM ACTIVITY

Activity Date	Activity Type	Description	Credits/(Debits)
7/25	Automatic Investment	BANK DEPOSIT PROGRAM	\$126,308.90
7/26	Automatic Investment	BANK DEPOSIT PROGRAM	9,082.00
7/29	Automatic Investment	BANK DEPOSIT PROGRAM	34.35
7/29	Automatic Investment	BANK DEPOSIT PROGRAM	7.71
NET ACTIVITY FOR PERIOD			\$135,432.96

REALIZED GAIN/(LOSS) DETAIL

LONG-TERM GAIN/(LOSS)

Security Description	Date Acquired	Date Sold	Quantity	Sales Proceeds	Orig / Adj Total Cost	Realized Gain/(Loss)	Comments
CAPITAL ONE BK US 2100 22JL25	07/16/19	07/25/22	125,000.000	\$125,000.00	\$125,000.00	\$0.00	
Long-Term This Period				\$125,000.00	\$125,000.00	\$0.00	
Long-Term Year to Date				\$250,000.00	\$250,000.00	\$0.00	

Account Detail

Active Assets Account
478-064895-108

THE BRIDGES COMMUNITY ASSOC
RESERVE ACCOUNT
Nickname: Reserve Account

LONG-TERM GAIN/(LOSS) (CONTINUED)

	Sales Proceeds	Orig / Adj Total Cost	Realized Gain/(Loss)
Net Realized Gain/(Loss) This Period	\$125,000.00	\$125,000.00	\$0.00
Net Realized Gain/(Loss) Year to Date	\$750,000.00	\$750,000.00	\$0.00

Treasury regulations require that we report on Form 1099-B a) adjusted cost basis on the sale of covered securities acquired on or after 1/1/11 (or the applicable date for the type of security), b) the gain or loss as either long-term or short-term, and c) basis adjustments on covered securities due to wash sales, certain corporate actions and transfers by gift or inheritance. This section may not reflect all the basis adjustments required when filing your tax return. Refer to the Expanded Disclosures.

MESSAGES

FINRA BrokerCheck

FINRA has established the public disclosure program, known as BrokerCheck, to provide certain information regarding the disciplinary history of FINRA members and their associated persons. The BrokerCheck Hotline Number is 1-800-289-9999. The FINRA web site address is www.finra.org. An investor brochure that includes information describing FINRA BrokerCheck may be obtained from FINRA.

Tips on Protecting Yourself from Fraudulent Account Activity

The safety of our clients is of utmost importance to Morgan Stanley. We are taking this opportunity to alert our clients of the following scams that have been identified by a number of organizations. **Please be reminded that you should never provide your account numbers, passwords, or personal information, including your social security number, to anyone you do not know.** Example of scams to be aware of:

Treatment scams; Supply scams; Provider scams; Charity scams; Phishing scams; App scams; Investment scams; Tech Support scams; Home Sanitation scams; and Government Assistance scams. If you have any questions regarding these scams, please immediately contact us.

Senior Investor Helpline

For any inquiries or potential concerns, senior investors or someone acting on their behalf may contact our Firm by calling (800) 280-4534.

Important Information Regarding the Bank Deposit Program Tiers

Effective September 1, 2022, Morgan Stanley will be changing the tiers within BDP. The updated tiers are available on the website: <https://www.morganstanley.com/wealth-investmentstrategies/ratemonitor.html> As a result of this change:

- You may be placed into a different tier based upon the total deposit balances in your BDP Pricing Group as determined on a weekly basis. For more information on BDP Pricing Groups, please see the BDP Disclosure - https://www.morganstanley.com/wealth-investmentstrategies/pdf/BDP_disclosure.pdf
- Interest rates for each of the tiers within BDP are set periodically based upon prevailing economic and business conditions and are subject to change.

This page intentionally left blank



Account Summary

Active Assets Account
478-064896-108

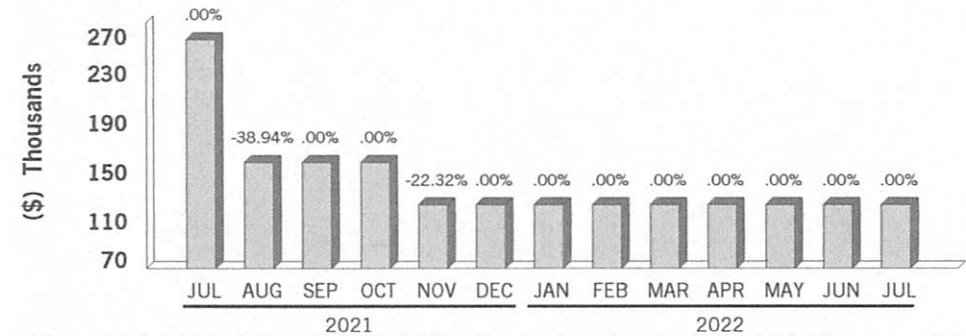
THE BRIDGES COMMUNITY ASSOC
EXCESS OPERATING ACCOUNT
Nickname: Excess Operating Account

CHANGE IN VALUE OF YOUR ACCOUNT (includes accrued interest)

	This Period (7/1/22-7/31/22)	This Year (1/1/22-7/31/22)
TOTAL BEGINNING VALUE	\$121,802.86	\$121,796.83
Credits	—	—
Debits	—	—
Security Transfers	—	—
Net Credits/Debits/Transfers	—	—
Change in Value	3.84	9.87
TOTAL ENDING VALUE	\$121,806.70	\$121,806.70

MARKET VALUE OVER TIME

The below chart displays the most recent thirteen months of Market Value.

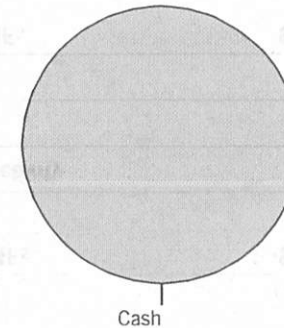


The percentages above represent the change in dollar value from the prior period. They do not represent account investment performance, as they do not consider the impact of contributions and withdrawals, nor other factors that may have affected performance calculations.

ASSET ALLOCATION (includes accrued interest)

	Market Value	Percentage
Cash	\$121,806.70	100.00
TOTAL VALUE	\$121,806.70	100.00%

FDIC rules apply and Bank Deposits are eligible for FDIC insurance but are not covered by SIPC. Cash and securities (including MMFs) are eligible for SIPC coverage. See Expanded Disclosures. Values may include assets externally held, as a courtesy, and may not be covered by SIPC. Foreign Exchange (FX) is neither FDIC nor SIPC insured. For additional information, refer to the corresponding section of this statement.



This asset allocation represents holdings on a trade date basis, and projected settled Cash/BDP and MMF balances. These classifications do not constitute a recommendation and may differ from the classification of instruments for regulatory or tax purposes.



Account Summary

Active Assets Account
478-064896-108

THE BRIDGES COMMUNITY ASSOC
EXCESS OPERATING ACCOUNT
Nickname: Excess Operating Account

BALANCE SHEET ^(^ includes accrued interest)

	Last Period (as of 6/30/22)	This Period (as of 7/31/22)
Cash, BDP, MMFs	\$121,802.86	\$121,806.70
Total Assets	\$121,802.86	\$121,806.70
Total Liabilities (outstanding balance)	—	—
TOTAL VALUE	\$121,802.86	\$121,806.70

INCOME AND DISTRIBUTION SUMMARY

	This Period (7/1/22-7/31/22)	This Year (1/1/22-7/31/22)
Interest	\$3.84	\$9.87
Income And Distributions	\$3.84	\$9.87
Tax-Exempt Income	—	—
TOTAL INCOME AND DISTRIBUTIONS	\$3.84	\$9.87

Taxable and tax exempt income classifications are based on the characteristics of the underlying securities and not the taxable status of the account.

CASH FLOW

	This Period (7/1/22-7/31/22)	This Year (1/1/22-7/31/22)
OPENING CASH, BDP, MMFs	\$121,802.86	\$121,796.83
Income and Distributions	3.84	9.87
Total Investment Related Activity	\$3.84	\$9.87
Total Cash Related Activity	—	—
Total Card/Check Activity	—	—
CLOSING CASH, BDP, MMFs	\$121,806.70	\$121,806.70

GAIN/(LOSS) SUMMARY

	Realized This Period (7/1/22-7/31/22)	Realized This Year (1/1/22-7/31/22)	Unrealized Inception to Date (as of 7/31/22)
TOTAL GAIN/(LOSS)	—	—	—

The Gain/(Loss) Summary, which may change due to basis adjustments, is provided for informational purposes and should not be used for tax preparation. Refer to Gain/(Loss) in the Expanded Disclosures.

Account Detail

Active Assets Account
478-064896-108

THE BRIDGES COMMUNITY ASSOC
EXCESS OPERATING ACCOUNT
Nickname: Excess Operating Account

Brokerage Account

Investment Objectives (in order of priority): Income
Inform us if your investment objectives, as defined in the Expanded Disclosures, change.

HOLDINGS

This section reflects positions purchased/sold on a trade date basis. "Market Value" and "Unrealized Gain/(Loss)" may not reflect the value that could be obtained in the market. Your actual investment return may differ from the unrealized gain/(loss) displayed. Fixed Income securities are sorted by maturity or pre-refunding date, and alphabetically within date. Estimated Annual Income a) is calculated on a pre-tax basis, b) does not include any reduction for applicable non-US withholding taxes, c) may include return of principal or capital gains which could overstate such estimates, and d) for holdings that have a defined maturity date within the next 12 months, is reflected only through maturity date. Actual income or yield may be lower or higher than the estimates. Current Yield reflects the income generated by an investment, and is calculated by dividing the total estimated annual income by the current market value of the entire position. It does not reflect changes in its price. Structured Investments, identified on the Position Description Details line as "Asset Class: Struct Inv," may appear in various statement product categories. When displayed, the accrued interest, annual income and current yield for those with a contingent income feature (e.g., Range Accrual Notes or Contingent Income Notes) are estimates and assume specified accrual conditions are met during the relevant period and payment in full of all contingent interest. For Floating Rate Securities, the accrued interest, annual income and current yield are estimates based on the current floating coupon rate and may not reflect historic rates within the accrual period.

CASH, BANK DEPOSIT PROGRAM AND MONEY MARKET FUNDS

Cash, Bank Deposit Program, and Money Market Funds are generally displayed on a settlement date basis. You have the right to instruct us to liquidate your bank deposit balance(s) or shares of any money market fund balance(s) at any time and have the proceeds of such liquidation remitted to you. Estimated Annual Income, Accrued Interest, and APY% will only be displayed for fully settled positions.

Description	Market Value	7-Day Current Yield %	Est Ann Income	APY %
MORGAN STANLEY PRIVATE BANK NA #	\$121,806.70	—	\$183.00	0.150

	Percentage of Holdings	Market Value	Est Ann Income
CASH, BDP, AND MMFs	100.00%	\$121,806.70	\$183.00

Bank Deposits are held at Morgan Stanley Bank, N.A. and/or Morgan Stanley Private Bank, National Association, affiliates of Morgan Stanley Smith Barney LLC and each a national bank and FDIC member.

	Percentage of Holdings	Total Cost	Market Value	Unrealized Gain/(Loss)	Est Ann Income Accrued Interest	Current Yield %
TOTAL VALUE	100.00%	—	\$121,806.70	N/A	\$183.00	0.15%

Unrealized Gain/(Loss) totals only reflect positions that have both cost basis and market value information available. Cash, MMF, Deposits and positions stating 'Please Provide' or 'Pending Corporate Actions' are not included.

ALLOCATION OF ASSETS

	Cash	Equities	Fixed Income & Preferred Securities	Alternatives	Structured Investments	Other
Cash, BDP, MMFs	\$121,806.70	—	—	—	—	—
TOTAL ALLOCATION OF ASSETS	\$121,806.70	—	—	—	—	—

Account Detail

Active Assets Account
478-064896-108

THE BRIDGES COMMUNITY ASSOC
EXCESS OPERATING ACCOUNT
Nickname: Excess Operating Account

ACTIVITY

CASH FLOW ACTIVITY BY DATE

Activity Date	Settlement Date	Activity Type	Description	Comments	Quantity	Price	Credits/(Debits)
7/29		Interest Income	MORGAN STANLEY PRIVATE BANK NA	(Period 07/01-07/31)			\$3.84
NET CREDITS/(DEBITS)							\$3.84

MONEY MARKET FUND (MMF) AND BANK DEPOSIT PROGRAM ACTIVITY

Activity Date	Activity Type	Description	Credits/(Debits)
7/29	Automatic Investment	BANK DEPOSIT PROGRAM	\$3.84

MESSAGES

FINRA BrokerCheck

FINRA has established the public disclosure program, known as BrokerCheck, to provide certain information regarding the disciplinary history of FINRA members and their associated persons. The BrokerCheck Hotline Number is 1-800-289-9999. The FINRA web site address is www.finra.org. An investor brochure that includes information describing FINRA BrokerCheck may be obtained from FINRA.

Tips on Protecting Yourself from Fraudulent Account Activity

The safety of our clients is of utmost importance to Morgan Stanley. We are taking this opportunity to alert our clients of the following scams that have been identified by a number of organizations. **Please be reminded that you should never provide your account numbers, passwords, or personal information, including your social security number, to anyone you do not know.** Example of scams to be aware of:

Treatment scams; Supply scams; Provider scams; Charity scams; Phishing scams; App scams; Investment scams; Tech Support scams; Home Sanitation scams; and Government Assistance scams. If you have any questions regarding these scams, please immediately contact us.

Senior Investor Helpline

For any inquiries or potential concerns, senior investors or someone acting on their behalf may contact our Firm by calling (800) 280-4534.

Important Information Regarding the Bank Deposit Program Tiers

Effective September 1, 2022, Morgan Stanley will be changing the tiers within BDP. The updated tiers are available on the website: <https://www.morganstanley.com/wealth-investmentstrategies/ratemonitor.html>

As a result of this change:

- You may be placed into a different tier based upon the total deposit balances in your BDP Pricing Group as determined on a weekly basis. For more information on BDP Pricing Groups, please see the BDP Disclosure - https://www.morganstanley.com/wealth-investmentstrategies/pdf/BDP_disclosure.pdf
- Interest rates for each of the tiers within BDP are set periodically based upon prevailing economic and business conditions and are subject to change.

Check Register with Detail

Check Date 7/26/2022 To 8/25/2022 11:59:00 PM

Bridges Comm Assoc

Check #	Check Date	Ctrl #	Vendor	Department	Amount	Status
Invoice #		Expense Memo				
CIT Checking						23
Auto	7/26/2022	79858	San Diego Gas & Electric		84.64	PAID
Inv. # 08220002966134134		620000	Electricity 0002 9661 3413 4 06/09-07/08/22	Operating	84.64	
Auto	7/26/2022	79858	San Diego Gas & Electric		40.25	PAID
Inv. # 08220077824767036		620000	Electricity 0077 8247 6703 6 06/09-07/08/22	Operating	40.25	
Auto	7/26/2022	79858	San Diego Gas & Electric		100.54	PAID
Inv. # 08220032799137665		620000	Electricity 0032799137665 - 06/09-07/08/22	Operating	100.54	
Auto	7/26/2022	79858	San Diego Gas & Electric		12.37	PAID
Inv. # 08220095454058195		820070	CC2 Electricity 0095454058195 - 06/09-07/08/22	Operating	12.37	
Auto	7/26/2022	79858	San Diego Gas & Electric		12.70	PAID
Inv. # 08220005492064485		620000	Electricity 0005492064485 - 06/09-07/08/22	Operating	12.70	
Auto	7/26/2022	79858	San Diego Gas & Electric		22.65	PAID
Inv. # 08220087956791209		620000	Electricity 0087 9567 9120 9 06/09-07/08/22	Operating	22.65	
Auto	7/26/2022	79858	San Diego Gas & Electric		27.58	PAID
Inv. # 08220080080499369		620000	Electricity 0080080499369 - 06/09-07/08/22	Operating	27.58	
Auto	7/26/2022	79858	San Diego Gas & Electric		135.42	PAID
Inv. # 08220002925587331		620000	Electricity 0002 9255 8733 1 06/09-07/08/22	Operating	135.42	
Auto	7/26/2022	79326	Walters Management		165.00	VOIDED
Inv. # 202207258ME		502720	Late Charges JUL CHARGEBACKS	Operating	90.00	
Inv. # 202207258ME		651800	Collection Expense JUL CHARGEBACKS	Operating	75.00	
Auto	7/29/2022	80540	Walters Management		70.00	PAID
Inv. # 2022-07-258-ME		502720	Late Charges	Operating	20.00	
Inv. # 2022-07-258-ME		651800	Collection Expense	Operating	50.00	
Auto	8/3/2022	79881	Walters Management		4,270.00	PAID
Inv. # MGMT1810361		661000	Property Management BASE MTHLY MGMT FEE	Operating	2,850.00	
Inv. # MGMT1810361		810340	CC1 Management Fee CC MTHLY MGMT FEE	Operating	400.00	
Inv. # MGMT1810361		820260	CC2 Management Fee CC II MTHLY MGMT FEE	Operating	300.00	
Inv. # MGMT1810361		830210	CC3 Management Fee CC III MTHLY MGMT FEE	Operating	100.00	

Check Register with Detail

Check Date 7/26/2022 To 8/25/2022 11:59:00 PM

Bridges Comm Assoc

Check #	Check Date	Ctrl #	Vendor	Department	Amount	Status
Invoice #		Expense Memo				
Inv. # MGMT1810361		650000	Administrative Expenses MTHLY WEB SITE MAINT	Operating	120.00	
Inv. # MGMT1810361		661030	Arch Maintenance Fee MTHLY ARCH MAINT FEE	Operating	500.00	
Auto	8/15/2022	798626	Olivenhain Municipal Water District		2,041.62	PAID
Inv. # 08221052953-20510		820050	CC2 Water 1052953-120510 06/09-07/11/22	Operating	2,041.62	
Auto	8/15/2022	802239	Walters Management		511.88	PAID
Inv. # 202208258CB		650000	Administrative Expenses AUG CHARGEBACKS	Operating	511.88	
Auto	8/21/2022	798814	Farmers Insurance Exchange		637.91	PAID
Inv. # 0822F00777477800100001		654000	Insurance F007774778-001-00001 WC & HABITATIONAL AUG INSTALLMENT	Operating	637.91	
Auto	8/22/2022	798746	Olivenhain Municipal Water District		16,878.84	PAID
Inv. # 08221052953999999		621100	Water Irrigation 1052953-999999 06/09-07/11/22	Operating	11,549.50	
Inv. # 08221052953999999		810180	CC1 Water 1052953-999999 06/09-07/11/22	Operating	5,329.34	
Auto	8/24/2022	805410	San Diego Gas & Electric		80.66	PAID
Inv. # 08220002925587331A		620000	Electricity 0002 9255 8733 1 07/09-08/08/22	Operating	80.66	
Auto	8/24/2022	805411	San Diego Gas & Electric		20.79	PAID
Inv. # 08220002966134134A		620000	Electricity 0002 9661 3413 4 07/09-08/08/22	Operating	20.79	
Auto	8/24/2022	805412	San Diego Gas & Electric		42.56	PAID
Inv. # 08220032799137665A		620000	Electricity 0032799137665 - 07/09-08/08/22	Operating	42.56	
Auto	8/25/2022	802259	Walters Management		45.00	PAID
Inv. # 202208258ME		502720	Late Charges Walters EOM Fees Aug	Operating	20.00	
Inv. # 202208258ME		651800	Collection Expense Walters EOM Fees Aug	Operating	25.00	
31430	7/26/2022	793948	Cielo Tree Care		6,630.00	PAID
Inv. # 2886		810420	CC1 Tree Trimming VILLA TREE WORK - July	Operating	6,630.00	
31431	8/10/2022	796444	KJA Consulting		2,600.00	PAID
Inv. # KJA167		651000	Professional Fees Onsite Consulting - JULY	Operating	2,600.00	
31432	8/23/2022	800358	The Bridges		9,082.00	PAID
		901110	General Replacement Reserve Contribution	Operating	6,694.00	
		910060	CC1R Gen Replacement Reserve Contribution	Operating	1,967.00	

Check Register with Detail

Check Date 7/26/2022 To 8/25/2022 11:59:00 PM

Bridges Comm Assoc

Check #	Check Date	Ctrl #	Vendor	Department	Amount	Status
Invoice #		Expense Memo				
		920060	CC2R Gen Replacement Reserve Contribution	Operating	181.00	
		930020	CC3R Gen Replacement Reserve Contribution	Operating	240.00	
31433	8/24/2022	80064	The Bridges Club		1,400.00	PAID
Inv. # 1300073022		820210	CC2 Landscaping JUL GROVES LANDSCAPE	Operating	1,400.00	
31434	8/24/2022	80065	The Bridges Club		1,360.11	PAID
Inv. # 1301073022		621100	Water Irrigation JUL WATR REIMBURSE	Operating	1,360.11	
31435	8/24/2022	80071	UgMO Technologies		1,280.00	PAID
Inv. # 8413		639000	Landscaping JUL SVC	Operating	1,280.00	
31436	8/24/2022	80079	Cleanlot Maintenance Svcs		1,974.50	PAID
Inv. # 225562		634052	Private Streets & Driveways JUL SVC	Operating	1,974.50	
31437	8/24/2022	80080	The Bridges Club		1,301.57	PAID
Inv. # 1299A073022		810110	CC1 Lndscp Supplies TREE AND PLANT REPLACEMENTS	Operating	1,301.57	
31438	8/24/2022	80080	The Bridges Club		1,880.00	PAID
Inv. # 1299B073022		639200	Tree Service AVACADO TREE PRUNING	Operating	1,880.00	
31439	8/24/2022	80081	The Bridges Club		395.00	PAID
Inv. # 1299C073022		637000	Pest Control BEE HIVE REMOVAL	Operating	395.00	
31440	8/24/2022	80081	PURCOR Pest Solutions		1,400.00	PAID
Inv. # 9786021		637000	Pest Control Continuous trapping and removals of skunks	Operating	1,400.00	
31441	8/25/2022	80130	The Bridges Club		2,141.19	PAID
Inv. # 1305070122		634550	Shared Use Expense JUL SHARED USE RESERVE	Operating	2,141.19	
31442	8/25/2022	80130	The Bridges Club		67,885.49	PAID
Inv. # 130207012022		634550	Shared Use Expense JUL SHARED USE	Operating	67,885.49	
31443	8/25/2022	80131	C. Casey Landscape Construction Inc.		13,850.00	PAID
Inv. # BE221		810110	CC1 Lndscp Supplies Replace Color, new mulch, throughout villas	Operating	10,720.00	
Inv. # BE221		810110	CC1 Lndscp Supplies IRRIGATION REPAIRS	Operating	3,130.00	
31444	8/25/2022	80131	MC Comprehensive Construction		2,500.00	PAID
Inv. # 101921		634000	Repairs & Maintenance 6985 & 6969 SPAGNA REMOVE CONCRETE	Operating	2,500.00	
31445	8/25/2022	80131	C. Casey Landscape Construction Inc.		17,450.00	PAID

Check Register with Detail

Check Date 7/26/2022 To 8/25/2022 11:59:00 PM

Bridges Comm Assoc

Check #	Check Date	Ctrl #	Vendor	Department	Amount	Status
Invoice #		Expense Memo				
Inv. # B120		810280	CC1 Landscaping JULY SERVICE	Operating	8,800.00	
Inv. # B120		639000	Landscaping JULY SERVICE	Operating	7,800.00	
Inv. # B120		634000	Repairs & Maintenance Equip vehicle and storage for C. Casey	Operating	850.00	
31446	8/25/2022	801316	Rockey Murata Landscaping Inc		15,000.00	PAID
Inv. # 35544I		639350	Brush Control BRUSH CONTROL	Operating	15,000.00	
31447	8/25/2022	801326	The Bridges Club		2,326.57	PAID
Inv. # 1299073022		820210	CC2 Landscaping ORANGE TREE TREATMENT	Operating	2,326.57	
31448	8/25/2022	801326	The Bridges Club		3,440.00	PAID
Inv. # 1303073022		639000	Landscaping JUL ENTRY NODES	Operating	3,440.00	
31449	8/25/2022	801336	The Bridges Club		2,141.19	PAID
Inv. # 1305080122		634550	Shared Use Expense SHARED USE RESERVE	Operating	2,141.19	
31450	8/25/2022	801336	Rockey Murata Landscaping Inc		4,600.00	PAID
Inv. # 072296L		639000	Landscaping JUL SVC	Operating	4,600.00	
31451	8/25/2022	801336	Ridgewood Tree Care		3,977.00	PAID
Inv. # 98528		810420	CC1 Tree Trimming TREE TREATMENT	Operating	3,977.00	
					Total	189,815.03
					Voided	165.00
					CIT Checking TOTAL \$	189,650.03

Bridges Comm Assoc

General Ledger Summary

Posted 7/26/2022 To 8/25/2022 11:59:00 PM

Posted	Transaction	Source	Note	Debit	Credit	Balance
Operating						
100000 CIT Checking *****5808						109,290.41
7/26/2022	7/26/2022	A/P	A/P Voucher Post: Chk# Auto: Walters Management		165.00	109,125.41
7/26/2022	7/26/2022	A/P	A/P Voucher Post: Chk# 31430: Cielo Tree Care		6,630.00	102,495.41
7/26/2022	7/26/2022	A/R	Lockbox	2,381.00		104,876.41
7/26/2022	7/26/2022	A/P	A/P Voucher Post: Chk# Auto: San Diego Gas & Electr		84.64	104,791.77
7/26/2022	7/26/2022	A/P	A/P Voucher Post: Chk# Auto: San Diego Gas & Electr		40.25	104,751.52
7/26/2022	7/26/2022	A/P	A/P Voucher Post: Chk# Auto: San Diego Gas & Electr		100.54	104,650.98
7/26/2022	7/26/2022	A/P	A/P Voucher Post: Chk# Auto: San Diego Gas & Electr		12.37	104,638.61
7/26/2022	7/26/2022	A/P	A/P Voucher Post: Chk# Auto: San Diego Gas & Electr		12.70	104,625.91
7/26/2022	7/26/2022	A/P	A/P Voucher Post: Chk# Auto: San Diego Gas & Electr		22.65	104,603.26
7/26/2022	7/26/2022	A/P	A/P Voucher Post: Chk# Auto: San Diego Gas & Electr		27.58	104,575.68
7/26/2022	7/26/2022	A/P	A/P Voucher Post: Chk# Auto: San Diego Gas & Electr		135.42	104,440.26
7/26/2022	7/26/2022	A/P	A/P Voucher Payment Void: Walters Management, Ch	165.00		104,605.26
7/27/2022	7/27/2022	A/R	Lockbox	1,590.00		106,195.26
7/28/2022	7/28/2022	A/R	Lockbox	3,306.00		109,501.26
7/29/2022	7/29/2022	A/R	Lockbox	4,478.00		113,979.26
7/29/2022	7/29/2022	A/P	A/P Voucher Post: Chk# Auto: Walters Management		70.00	113,909.26
8/1/2022	8/1/2022	A/R	Lockbox	19,230.00		133,139.26
8/2/2022	8/2/2022	A/R	Lockbox	5,254.00		138,393.26
8/3/2022	8/3/2022	A/R	Lockbox	5,441.00		143,834.26
8/3/2022	8/3/2022	A/P	A/P Voucher Post: Chk# Auto: Walters Management		4,270.00	139,564.26
8/4/2022	8/4/2022	A/R	Lockbox	8,743.00		148,307.26
8/5/2022	8/5/2022	A/R	Lockbox	39,558.00		187,865.26
8/5/2022	8/5/2022	A/R	Lockbox	24,906.00		212,771.26
8/8/2022	8/8/2022	A/R	Lockbox	9,541.00		222,312.26
8/9/2022	8/9/2022	A/R	Lockbox	1,045.00		223,357.26
8/10/2022	8/10/2022	A/P	A/P Voucher Post: Chk# 31431: KJA Consulting		2,600.00	220,757.26
8/10/2022	8/10/2022	A/R	Lockbox	2,784.00		223,541.26
8/11/2022	8/11/2022	A/R	Lockbox	3,508.00		227,049.26
8/12/2022	8/12/2022	A/R	Lockbox	3,634.00		230,683.26
8/15/2022	8/15/2022	A/R	Lockbox	2,100.00		232,783.26
8/15/2022	8/15/2022	A/P	A/P Voucher Post: Chk# Auto: Olivenhain Municipal W:		2,041.62	230,741.64
8/15/2022	8/15/2022	A/P	A/P Voucher Post: Chk# Auto: Walters Management		511.88	230,229.76
8/17/2022	8/17/2022	A/R	Lockbox	2,386.69		232,616.45
8/18/2022	8/18/2022	A/R	Lockbox	540.00		233,156.45
8/19/2022	8/19/2022	A/R	Lockbox	438.00		233,594.45
8/21/2022	8/21/2022	A/P	A/P Voucher Post: Chk# Auto: Farmers Insurance Exc		637.91	232,956.54
8/22/2022	8/22/2022	A/P	A/P Voucher Post: Chk# Auto: Olivenhain Municipal W:		16,878.84	216,077.70
8/23/2022	8/23/2022	A/P	A/P Voucher Post: Chk# 31432: The Bridges		9,082.00	206,995.70
8/23/2022	8/23/2022	A/R	Lockbox	1,045.00		208,040.70
8/24/2022	8/24/2022	A/P	A/P Voucher Post: Chk# 31433: The Bridges Club		1,400.00	206,640.70
8/24/2022	8/24/2022	A/P	A/P Voucher Post: Chk# 31434: The Bridges Club		1,360.11	205,280.59
8/24/2022	8/24/2022	A/P	A/P Voucher Post: Chk# 31435: UgMO Technologies		1,280.00	204,000.59
8/24/2022	8/24/2022	A/P	A/P Voucher Post: Chk# 31436: Cleanlot Maintenance		1,974.50	202,026.09
8/24/2022	8/24/2022	A/P	A/P Voucher Post: Chk# 31437: The Bridges Club		1,301.57	200,724.52
8/24/2022	8/24/2022	A/P	A/P Voucher Post: Chk# 31438: The Bridges Club		1,880.00	198,844.52
8/24/2022	8/24/2022	A/P	A/P Voucher Post: Chk# 31439: The Bridges Club		395.00	198,449.52
8/24/2022	8/24/2022	A/P	A/P Voucher Post: Chk# 31440: PURCOR Pest Solutior		1,400.00	197,049.52
8/24/2022	8/24/2022	A/R	Lockbox	1,253.00		198,302.52
8/24/2022	8/24/2022	A/P	A/P Voucher Post: Chk# Auto: San Diego Gas & Electr		80.66	198,221.86
8/24/2022	8/24/2022	A/P	A/P Voucher Post: Chk# Auto: San Diego Gas & Electr		20.79	198,201.07
8/24/2022	8/24/2022	A/P	A/P Voucher Post: Chk# Auto: San Diego Gas & Electr		42.56	198,158.51
8/25/2022	8/25/2022	A/P	A/P Voucher Post: Chk# 31441: The Bridges Club		2,141.19	196,017.32
8/25/2022	8/25/2022	A/P	A/P Voucher Post: Chk# 31442: The Bridges Club		67,885.49	128,131.83

Bridges Comm Assoc General Ledger Summary

Posted 7/26/2022 To 8/25/2022 11:59:00 PM

Posted	Transaction	Source	Note	Debit	Credit	Balance
8/25/2022	8/25/2022	A/P	A/P Voucher Post: Chk# 31443: C. Casey Landscape		13,850.00	114,281.83
8/25/2022	8/25/2022	A/P	A/P Voucher Post: Chk# 31444: MC Comprehensive C		2,500.00	111,781.83
8/25/2022	8/25/2022	A/P	A/P Voucher Post: Chk# 31445: C. Casey Landscape		17,450.00	94,331.83
8/25/2022	8/25/2022	A/P	A/P Voucher Post: Chk# 31446: Rockey Murata Lands		15,000.00	79,331.83
8/25/2022	8/25/2022	A/P	A/P Voucher Post: Chk# 31447: The Bridges Club		2,326.57	77,005.26
8/25/2022	8/25/2022	A/P	A/P Voucher Post: Chk# 31448: The Bridges Club		3,440.00	73,565.26
8/25/2022	8/25/2022	A/P	A/P Voucher Post: Chk# 31449: The Bridges Club		2,141.19	71,424.07
8/25/2022	8/25/2022	A/P	A/P Voucher Post: Chk# 31450: Rockey Murata Lands		4,600.00	66,824.07
8/25/2022	8/25/2022	A/P	A/P Voucher Post: Chk# 31451: Ridgewood Tree Care		3,977.00	62,847.07
8/25/2022	8/25/2022	A/R	Lockbox	530.00		63,377.07
8/25/2022	8/25/2022	A/P	A/P Voucher Post: Chk# Auto: Walters Management		45.00	63,332.07
Net Change: (45,958.34)				143,856.69	189,815.03	63,332.07
100130 Morgan Stanley Excess Op Cash *****9141						121,802.86
7/31/2022	7/31/2022	G/L	Bank Reconcile: Interest Earned	3.84		121,806.70
Net Change: 3.84				3.84	0.00	121,806.70
102350 Morgan Stanley Reserve Cash *****9125						1,237,900.34
7/31/2022	7/31/2022	G/L	Bank Reconcile: Interest Earned	1,350.96		1,239,251.30
8/23/2022	8/23/2022	G/L	Monthly Reserve Contribution	9,082.00		1,248,333.30
8/25/2022	8/25/2022	G/L	CD Redemmed	125,000.00		1,373,333.30
Net Change: 135,432.96				135,432.96	0.00	1,373,333.30
102355 Morgan Stanley Reserve Investments 9						125,000.00
8/25/2022	8/25/2022	G/L	CD Redemmed		125,000.00	0.00
Net Change: (125,000.00)				0.00	125,000.00	0.00
110000 Accounts Receivable						3,720.00
8/1/2022	8/1/2022	A/R	Billing	148,807.00		152,527.00
8/1/2022	8/1/2022	A/R	New Resident: Void Transaction	530.00	530.00	152,527.00
8/2/2022	8/2/2022	A/R	Apply Credit		5,254.00	147,273.00
8/3/2022	8/3/2022	A/R	Apply Credit		49,981.00	97,292.00
8/3/2022	8/3/2022	A/R	Apply Credit		4,366.00	92,926.00
8/4/2022	8/4/2022	A/R	Apply Credit		8,348.00	84,578.00
8/5/2022	8/5/2022	A/R	Apply Credit		39,558.00	45,020.00
8/5/2022	8/5/2022	A/R	Apply Credit		23,567.00	21,453.00
8/8/2022	8/8/2022	A/R	Apply Credit		7,586.00	13,867.00
8/9/2022	8/9/2022	A/R	Apply Credit		1,045.00	12,822.00
8/10/2022	8/10/2022	A/R	Apply Credit		1,739.00	11,083.00
8/11/2022	8/11/2022	A/R	Adjustment Batch		25.00	11,058.00
8/11/2022	8/11/2022	A/R	Adjustment Batch		10.00	11,048.00
8/11/2022	8/11/2022	A/R	Apply Credit		3,508.00	7,540.00
8/12/2022	8/12/2022	A/R	Apply Credit		3,634.00	3,906.00
8/15/2022	8/15/2022	A/R	Apply Credit		1,045.00	2,861.00
8/16/2022	8/16/2022	A/R	Late Fee	30.00		2,891.00
8/18/2022	8/18/2022	A/R	Apply Credit		540.00	2,351.00
8/24/2022	8/20/2022	A/R	Late Fee	50.00		2,401.00
8/25/2022	8/25/2022	G/L	A/R Adjustment 8/2022	35.00		2,436.00
Net Change: (1,284.00)				149,452.00	150,736.00	2,436.00
210000 Prepaid Assessments						(61,352.10)
7/26/2022	7/26/2022	A/R	Lockbox		2,381.00	(63,733.10)
7/27/2022	7/27/2022	A/R	Lockbox		1,590.00	(65,323.10)

Bridges Comm Assoc
General Ledger Summary

Posted 7/26/2022 To 8/25/2022 11:59:00 PM

Posted	Transaction	Source	Note	Debit	Credit	Balance
7/28/2022	7/28/2022	A/R	Lockbox		3,306.00	(68,629.10)
7/29/2022	7/29/2022	A/R	Lockbox		4,478.00	(73,107.10)
8/1/2022	8/1/2022	A/R	Lockbox		19,230.00	(92,337.10)
8/2/2022	8/2/2022	A/R	Lockbox		5,254.00	(97,591.10)
8/2/2022	8/2/2022	A/R	Apply Credit	5,254.00		(92,337.10)
8/3/2022	8/3/2022	A/R	Apply Credit	49,981.00		(42,356.10)
8/3/2022	8/3/2022	A/R	Lockbox		5,441.00	(47,797.10)
8/3/2022	8/3/2022	A/R	Apply Credit	4,366.00		(43,431.10)
8/4/2022	8/4/2022	A/R	Lockbox		8,743.00	(52,174.10)
8/4/2022	8/4/2022	A/R	Apply Credit	8,348.00		(43,826.10)
8/5/2022	8/5/2022	A/R	Lockbox		39,558.00	(83,384.10)
8/5/2022	8/5/2022	A/R	Apply Credit	39,558.00		(43,826.10)
8/5/2022	8/5/2022	A/R	Lockbox		24,906.00	(68,732.10)
8/5/2022	8/5/2022	A/R	Apply Credit	23,567.00		(45,165.10)
8/8/2022	8/8/2022	A/R	Lockbox		9,541.00	(54,706.10)
8/8/2022	8/8/2022	A/R	Apply Credit	7,586.00		(47,120.10)
8/9/2022	8/9/2022	A/R	Lockbox		1,045.00	(48,165.10)
8/9/2022	8/9/2022	A/R	Apply Credit	1,045.00		(47,120.10)
8/10/2022	8/10/2022	A/R	Lockbox		2,784.00	(49,904.10)
8/10/2022	8/10/2022	A/R	Apply Credit	1,739.00		(48,165.10)
8/11/2022	8/11/2022	A/R	Lockbox		3,508.00	(51,673.10)
8/11/2022	8/11/2022	A/R	Apply Credit	3,508.00		(48,165.10)
8/12/2022	8/12/2022	A/R	Lockbox		3,634.00	(51,799.10)
8/12/2022	8/12/2022	A/R	Apply Credit	3,634.00		(48,165.10)
8/15/2022	8/15/2022	A/R	Lockbox		2,100.00	(50,265.10)
8/15/2022	8/15/2022	A/R	Apply Credit	1,045.00		(49,220.10)
8/17/2022	8/17/2022	A/R	Lockbox		2,386.69	(51,606.79)
8/18/2022	8/18/2022	A/R	Lockbox		540.00	(52,146.79)
8/18/2022	8/18/2022	A/R	Apply Credit	540.00		(51,606.79)
8/19/2022	8/19/2022	A/R	Lockbox		438.00	(52,044.79)
8/23/2022	8/23/2022	A/R	Lockbox		1,045.00	(53,089.79)
8/24/2022	8/24/2022	A/R	Lockbox		1,253.00	(54,342.79)
8/25/2022	8/25/2022	A/R	Lockbox		530.00	(54,872.79)
8/25/2022	8/25/2022	G/L	A/R Adjustment 8/2022		35.00	(54,907.79)
Net Change: 6,444.31				150,171.00	143,726.69	(54,907.79)
301110 General Replacement						(1,110,201.63)
8/23/2022	8/23/2022	G/L	Monthly Reserve Contribution		6,694.00	(1,116,895.63)
Net Change: (6,694.00)				0.00	6,694.00	(1,116,895.63)
301290 Interest						(3,064.09)
7/31/2022	7/31/2022	G/L	Bank Reconcile: Interest Earned		3.84	(3,067.93)
7/31/2022	7/31/2022	G/L	Bank Reconcile: Interest Earned		1,350.96	(4,418.89)
7/31/2022	7/31/2022	G/L	Reclass Interest 8/2022	3.84		(4,415.05)
Net Change: (1,350.96)				3.84	1,354.80	(4,415.05)
310060 CC1R Gen Replacement						(207,597.72)
8/23/2022	8/23/2022	G/L	Monthly Reserve Contribution		1,967.00	(209,564.72)
Net Change: (1,967.00)				0.00	1,967.00	(209,564.72)
320060 CC2R Gen Replacement						(25,205.70)
8/23/2022	8/23/2022	G/L	Monthly Reserve Contribution		181.00	(25,386.70)

Bridges Comm Assoc
General Ledger Summary

Posted 7/26/2022 To 8/25/2022 11:59:00 PM

Posted	Transaction	Source	Note	Debit	Credit	Balance
			Net Change: (181.00)	0.00	181.00	(25,386.70)
						(16,831.20)
8/23/2022	8/23/2022	G/L	Monthly Reserve Contribution		240.00	(17,071.20)
			Net Change: (240.00)	0.00	240.00	(17,071.20)
						(150,393.46)
						(875,560.00)
8/1/2022	8/1/2022	A/R	Billing		125,080.00	(1,000,640.00)
8/1/2022	8/1/2022	A/R	New Resident: Void Transaction	530.00	530.00	(1,000,640.00)
			Net Change: (125,080.00)	530.00	125,610.00	(1,000,640.00)
						(1,545.00)
						(20.00)
7/26/2022	7/26/2022	A/P	A/P Voucher Post: Chk# Auto: Walters Management	90.00		70.00
7/26/2022	7/26/2022	A/P	A/P Voucher Payment Void: Walters Management, Chk#		90.00	(20.00)
7/29/2022	7/29/2022	A/P	A/P Voucher Post: Chk# Auto: Walters Management	20.00		0.00
8/11/2022	8/11/2022	A/R	Adjustment Batch	10.00		10.00
8/16/2022	8/16/2022	A/R	Late Fee		30.00	(20.00)
8/25/2022	8/25/2022	A/P	A/P Voucher Post: Chk# Auto: Walters Management	20.00		0.00
			Net Change: 20.00	140.00	120.00	0.00
						(550.00)
8/11/2022	8/11/2022	A/R	Adjustment Batch	25.00		(525.00)
8/24/2022	8/20/2022	A/R	Late Fee		50.00	(575.00)
			Net Change: (25.00)	25.00	50.00	(575.00)
						(7.07)
7/31/2022	7/31/2022	G/L	Reclass Interest 8/2022		3.84	(10.91)
			Net Change: (3.84)	0.00	3.84	(10.91)
						2,471.94
7/26/2022	7/26/2022	A/P	A/P Voucher Post: Chk# Auto: San Diego Gas & Electr	84.64		2,556.58
7/26/2022	7/26/2022	A/P	A/P Voucher Post: Chk# Auto: San Diego Gas & Electr	40.25		2,596.83
7/26/2022	7/26/2022	A/P	A/P Voucher Post: Chk# Auto: San Diego Gas & Electr	100.54		2,697.37
7/26/2022	7/26/2022	A/P	A/P Voucher Post: Chk# Auto: San Diego Gas & Electr	12.70		2,710.07
7/26/2022	7/26/2022	A/P	A/P Voucher Post: Chk# Auto: San Diego Gas & Electr	22.65		2,732.72
7/26/2022	7/26/2022	A/P	A/P Voucher Post: Chk# Auto: San Diego Gas & Electr	27.58		2,760.30
7/26/2022	7/26/2022	A/P	A/P Voucher Post: Chk# Auto: San Diego Gas & Electr	135.42		2,895.72
8/24/2022	8/24/2022	A/P	A/P Voucher Post: Chk# Auto: San Diego Gas & Electr	80.66		2,976.38
8/24/2022	8/24/2022	A/P	A/P Voucher Post: Chk# Auto: San Diego Gas & Electr	20.79		2,997.17
8/24/2022	8/24/2022	A/P	A/P Voucher Post: Chk# Auto: San Diego Gas & Electr	42.56		3,039.73
			Net Change: 567.79	567.79	0.00	3,039.73
						62,204.38
8/22/2022	8/22/2022	A/P	A/P Voucher Post: Chk# Auto: Olivenhain Municipal W	11,549.50		73,753.88
8/24/2022	8/24/2022	A/P	A/P Voucher Post: Chk# 31434: The Bridges Club	1,360.11		75,113.99
			Net Change: 12,909.61	12,909.61	0.00	75,113.99
						13,216.11
8/25/2022	8/25/2022	A/P	A/P Voucher Post: Chk# 31444: MC Comprehensive C	2,500.00		15,716.11

Bridges Comm Assoc General Ledger Summary

Posted 7/26/2022 To 8/25/2022 11:59:00 PM

Posted	Transaction	Source	Note	Debit	Credit	Balance
8/25/2022	8/25/2022	A/P	A/P Voucher Post: Chk# 31445: C. Casey Landscape	850.00		16,566.11
			Net Change: 3,350.00	3,350.00	0.00	16,566.11
						13,462.51
634052 Private Streets & Driveways						
8/24/2022	8/24/2022	A/P	A/P Voucher Post: Chk# 31436: Cleanlot Maintenance	1,974.50		15,437.01
			Net Change: 1,974.50	1,974.50	0.00	15,437.01
						422,706.80
634550 Shared Use Expense						
8/25/2022	8/25/2022	A/P	A/P Voucher Post: Chk# 31441: The Bridges Club	2,141.19		424,847.99
8/25/2022	8/25/2022	A/P	A/P Voucher Post: Chk# 31442: The Bridges Club	67,885.49		492,733.48
8/25/2022	8/25/2022	A/P	A/P Voucher Post: Chk# 31449: The Bridges Club	2,141.19		494,874.67
			Net Change: 72,167.87	72,167.87	0.00	494,874.67
						5,889.80
637000 Pest Control						
8/24/2022	8/24/2022	A/P	A/P Voucher Post: Chk# 31439: The Bridges Club	395.00		6,284.80
8/24/2022	8/24/2022	A/P	A/P Voucher Post: Chk# 31440: PURCOR Pest Solutior	1,400.00		7,684.80
			Net Change: 1,795.00	1,795.00	0.00	7,684.80
						114,950.70
639000 Landscaping						
8/24/2022	8/24/2022	A/P	A/P Voucher Post: Chk# 31435: UgMO Technologies	1,280.00		116,230.70
8/25/2022	8/25/2022	A/P	A/P Voucher Post: Chk# 31445: C. Casey Landscape	7,800.00		124,030.70
8/25/2022	8/25/2022	A/P	A/P Voucher Post: Chk# 31448: The Bridges Club	3,440.00		127,470.70
8/25/2022	8/25/2022	A/P	A/P Voucher Post: Chk# 31450: Rockey Murata Lands	4,600.00		132,070.70
			Net Change: 17,120.00	17,120.00	0.00	132,070.70
						19,340.00
639070 Landscape Supplies						
639200 Tree Service						
8/24/2022	8/24/2022	A/P	A/P Voucher Post: Chk# 31438: The Bridges Club	1,880.00		3,315.98
			Net Change: 1,880.00	1,880.00	0.00	3,315.98
						11,040.00
639255 Tree Spraying						
639350 Brush Control						
8/25/2022	8/25/2022	A/P	A/P Voucher Post: Chk# 31446: Rockey Murata Lands	15,000.00		35,000.00
			Net Change: 15,000.00	15,000.00	0.00	35,000.00
						7,457.90
650000 Administrative Expenses						
8/3/2022	8/3/2022	A/P	A/P Voucher Post: Chk# Auto: Walters Management	120.00		7,577.90
8/15/2022	8/15/2022	A/P	A/P Voucher Post: Chk# Auto: Walters Management	511.88		8,089.78
			Net Change: 631.88	631.88	0.00	8,089.78
						15,600.00
651000 Professional Fees						
8/10/2022	8/10/2022	A/P	A/P Voucher Post: Chk# 31431: KJA Consulting	2,600.00		18,200.00
			Net Change: 2,600.00	2,600.00	0.00	18,200.00
						950.00
651550 Review/Audit Fee						
651800 Collection Expense						
7/26/2022	7/26/2022	A/P	A/P Voucher Post: Chk# Auto: Walters Management	75.00		575.00
7/26/2022	7/26/2022	A/P	A/P Voucher Payment Void: Walters Management, Chk		75.00	500.00
7/29/2022	7/29/2022	A/P	A/P Voucher Post: Chk# Auto: Walters Management	50.00		550.00
8/25/2022	8/25/2022	A/P	A/P Voucher Post: Chk# Auto: Walters Management	25.00		575.00

Bridges Comm Assoc
General Ledger Summary

Posted 7/26/2022 To 8/25/2022 11:59:00 PM

Posted	Transaction	Source	Note	Debit	Credit	Balance
			Net Change: 75.00	150.00	75.00	575.00
			651850 Reserve Study			825.00
			654000 Insurance			4,330.96
8/21/2022	8/21/2022	A/P	A/P Voucher Post: Chk# Auto: Farmers Insurance Exc	637.91		4,968.87
			Net Change: 637.91	637.91	0.00	4,968.87
			658500 Income Taxes			1,600.00
			661000 Property Management			19,947.00
8/3/2022	8/3/2022	A/P	A/P Voucher Post: Chk# Auto: Walters Management	2,850.00		22,797.00
			Net Change: 2,850.00	2,850.00	0.00	22,797.00
			661030 Arch Maintenance Fee			3,500.00
8/3/2022	8/3/2022	A/P	A/P Voucher Post: Chk# Auto: Walters Management	500.00		4,000.00
			Net Change: 500.00	500.00	0.00	4,000.00
			810000 CC1 Income - The Villas			(135,464.00)
8/1/2022	8/1/2022	A/R	Billing		19,352.00	(154,816.00)
			Net Change: (19,352.00)	0.00	19,352.00	(154,816.00)
			810080 CC1 Electricity			165.13
			810110 CC1 Lndscp Supplies			49,507.85
8/24/2022	8/24/2022	A/P	A/P Voucher Post: Chk# 31437: The Bridges Club	1,301.57		50,809.42
8/25/2022	8/25/2022	A/P	A/P Voucher Post: Chk# 31443: C. Casey Landscape	13,850.00		64,659.42
			Net Change: 15,151.57	15,151.57	0.00	64,659.42
			810180 CC1 Water			24,123.10
8/22/2022	8/22/2022	A/P	A/P Voucher Post: Chk# Auto: Olivenhain Municipal W:	5,329.34		29,452.44
			Net Change: 5,329.34	5,329.34	0.00	29,452.44
			810280 CC1 Landscaping			63,293.00
8/25/2022	8/25/2022	A/P	A/P Voucher Post: Chk# 31445: C. Casey Landscape	8,800.00		72,093.00
			Net Change: 8,800.00	8,800.00	0.00	72,093.00
			810340 CC1 Management Fee			2,800.00
8/3/2022	8/3/2022	A/P	A/P Voucher Post: Chk# Auto: Walters Management	400.00		3,200.00
			Net Change: 400.00	400.00	0.00	3,200.00
			810370 CC1 Repairs & Maintenance			8,751.78
			810420 CC1 Tree Trimming			35,608.44
7/26/2022	7/26/2022	A/P	A/P Voucher Post: Chk# 31430: Cielo Tree Care	6,630.00		42,238.44
8/25/2022	8/25/2022	A/P	A/P Voucher Post: Chk# 31451: Ridgewood Tree Care	3,977.00		46,215.44
			Net Change: 10,607.00	10,607.00	0.00	46,215.44
			820000 CC2 Income - The Groves			(26,257.00)
8/1/2022	8/1/2022	A/R	Billing		3,751.00	(30,008.00)
			Net Change: (3,751.00)	0.00	3,751.00	(30,008.00)
			820050 CC2 Water			11,994.89

Bridges Comm Assoc General Ledger Summary

Posted 7/26/2022 To 8/25/2022 11:59:00 PM

Posted	Transaction	Source	Note	Debit	Credit	Balance
8/15/2022	8/15/2022	A/P	A/P Voucher Post: Chk# Auto: Olivenhain Municipal W:	2,041.62		14,036.51
			Net Change: 2,041.62	2,041.62	0.00	14,036.51
820070 CC2 Electricity						72.81
7/26/2022	7/26/2022	A/P	A/P Voucher Post: Chk# Auto: San Diego Gas & Electr	12.37		85.18
			Net Change: 12.37	12.37	0.00	85.18
820210 CC2 Landscaping						16,583.28
8/24/2022	8/24/2022	A/P	A/P Voucher Post: Chk# 31433: The Bridges Club	1,400.00		17,983.28
8/25/2022	8/25/2022	A/P	A/P Voucher Post: Chk# 31447: The Bridges Club	2,326.57		20,309.85
			Net Change: 3,726.57	3,726.57	0.00	20,309.85
820260 CC2 Management Fee						2,100.00
8/3/2022	8/3/2022	A/P	A/P Voucher Post: Chk# Auto: Walters Management	300.00		2,400.00
			Net Change: 300.00	300.00	0.00	2,400.00
830000 CC3 Income - The Tennis Center						(4,368.00)
8/1/2022	8/1/2022	A/R	Billing		624.00	(4,992.00)
			Net Change: (624.00)	0.00	624.00	(4,992.00)
830210 CC3 Management Fee						700.00
8/3/2022	8/3/2022	A/P	A/P Voucher Post: Chk# Auto: Walters Management	100.00		800.00
			Net Change: 100.00	100.00	0.00	800.00
901110 General Replacement						46,853.00
8/23/2022	8/23/2022	A/P	A/P Voucher Post: Chk# 31432: The Bridges	6,694.00		53,547.00
			Net Change: 6,694.00	6,694.00	0.00	53,547.00
910060 CC1R Gen Replacement						13,769.00
8/23/2022	8/23/2022	A/P	A/P Voucher Post: Chk# 31432: The Bridges	1,967.00		15,736.00
			Net Change: 1,967.00	1,967.00	0.00	15,736.00
920060 CC2R Gen Replacement						1,272.00
8/23/2022	8/23/2022	A/P	A/P Voucher Post: Chk# 31432: The Bridges	181.00		1,453.00
			Net Change: 181.00	181.00	0.00	1,453.00
930020 CC3R Gen Replacement						1,680.00
8/23/2022	8/23/2022	A/P	A/P Voucher Post: Chk# 31432: The Bridges	240.00		1,920.00
			Net Change: 240.00	240.00	0.00	1,920.00
999998 GL Suspense						0.00
8/25/2022	8/25/2022	G/L	CD Redemmed		125,000.00	(125,000.00)
8/25/2022	8/25/2022	G/L	CD Redemmed	125,000.00		0.00
			Net Change: 0.00	125,000.00	125,000.00	0.00