

# Bridges Comm Assoc

## Balance Sheet

Period 09/25/2022

|                                       | 09/2022                    | 08/2022                    | Net Change               |
|---------------------------------------|----------------------------|----------------------------|--------------------------|
| <b>Assets</b>                         |                            |                            |                          |
| <u>Cash - Operating</u>               |                            |                            |                          |
| 100000 CIT Checking                   | 49,622.45                  | 63,332.07                  | (13,709.62)              |
| 100130 Morgan Stanley Excess Op Cash  | 121,822.21                 | 121,806.70                 | 15.51                    |
| <u>Total Cash - Operating</u>         | <u>171,444.66</u>          | <u>185,138.77</u>          | <u>(13,694.11)</u>       |
| <u>Cash - Reserves</u>                |                            |                            |                          |
| 102350 Morgan Stanley Reserve Cash    | 1,382,589.06               | 1,373,333.30               | 9,255.76                 |
| <u>Total Cash - Reserves</u>          | <u>1,382,589.06</u>        | <u>1,373,333.30</u>        | <u>9,255.76</u>          |
| <u>Accounts Receivable</u>            |                            |                            |                          |
| 110000 Accounts Receivable            | 2,998.00                   | 2,436.00                   | 562.00                   |
| <u>Total Accounts Receivable</u>      | <u>2,998.00</u>            | <u>2,436.00</u>            | <u>562.00</u>            |
| <i>Total Assets</i>                   | <u><u>1,557,031.72</u></u> | <u><u>1,560,908.07</u></u> | <u><u>(3,876.35)</u></u> |
| <b>Liabilities &amp; Equity</b>       |                            |                            |                          |
| <u>Current Liabilities</u>            |                            |                            |                          |
| 210000 Prepaid Assessments            | 50,010.79                  | 54,907.79                  | (4,897.00)               |
| 210025 Collection Costs Due Mgmt      | 25.00                      | 0.00                       | 25.00                    |
| <u>Total Current Liabilities</u>      | <u>50,035.79</u>           | <u>54,907.79</u>           | <u>(4,872.00)</u>        |
| <u>Operating Equity</u>               |                            |                            |                          |
| 399990 Retained Earnings              | 150,393.46                 | 150,393.46                 | 0.00                     |
| Current Year Net Income/(Loss)        | (25,986.59)                | (17,726.48)                | (8,260.11)               |
| <u>Total Operating Equity</u>         | <u>124,406.87</u>          | <u>132,666.98</u>          | <u>(8,260.11)</u>        |
| <u>Reserve Equity</u>                 |                            |                            |                          |
| 301110 General Replacement            | 1,123,589.63               | 1,116,895.63               | 6,694.00                 |
| 301290 Interest                       | 4,588.81                   | 4,415.05                   | 173.76                   |
| 310060 CC1R Gen Replacement           | 211,531.72                 | 209,564.72                 | 1,967.00                 |
| 320060 CC2R Gen Replacement           | 25,567.70                  | 25,386.70                  | 181.00                   |
| 330020 CC3R Gen Replacement           | 17,311.20                  | 17,071.20                  | 240.00                   |
| <u>Total Reserve Equity</u>           | <u>1,382,589.06</u>        | <u>1,373,333.30</u>        | <u>9,255.76</u>          |
| <i>Total Liabilities &amp; Equity</i> | <u><u>1,557,031.72</u></u> | <u><u>1,560,908.07</u></u> | <u><u>(3,876.35)</u></u> |

# Bridges Comm Assoc Budget Comparison

Period 8/26/2022 To 9/25/2022 11:59:00 PM

| Current Month Operating                  |                   |                   | Year to Date Operating                  |                     |                     |                   |                     |
|--|-------------------|-------------------|---|---------------------|---------------------|-------------------|---------------------|
| Actual                                   | Budget            | \$ Var            | Actual                                  | Budget              | \$ Var              | Annual            |                     |
| <b>Income</b>                            |                   |                   |   |                     |                     |                   |                     |
| <b><u>Assessments</u></b>                |                   |                   |   |                     |                     |                   |                     |
| 125,080.00                               | 125,080.00        | 0.00              |   |                     |                     |                   |                     |
|  |                   |                   | 502000 Assessment Income                | 1,125,720.00        | 1,125,720.00        | 0.00              | 1,500,960.00        |
| <b>125,080.00</b>                        | <b>125,080.00</b> | <b>0.00</b>       | <b>TOTAL Assessments</b>                | <b>1,125,720.00</b> | <b>1,125,720.00</b> | <b>0.00</b>       | <b>1,500,960.00</b> |
| <b><u>Other Income</u></b>               |                   |                   |   |                     |                     |                   |                     |
| 0.00                                     | 0.00              | 0.00              |   |                     |                     |                   |                     |
|  |                   |                   | 502200 Unrefundable                     | 1,545.00            | 0.00                | 1,545.00          | 0.00                |
| 30.00                                    | 0.00              | 30.00             | 502720 Late Charges                     | 30.00               | 0.00                | 30.00             | 0.00                |
| 50.00                                    | 0.00              | 50.00             | 502980 Collection Reimbursement         | 625.00              | 0.00                | 625.00            | 0.00                |
| 15.51                                    | 0.00              | 15.51             | 511000 Interest Income                  | 26.42               | 0.00                | 26.42             | 0.00                |
| <b>95.51</b>                             | <b>0.00</b>       | <b>95.51</b>      | <b>TOTAL Other Income</b>               | <b>2,226.42</b>     | <b>0.00</b>         | <b>2,226.42</b>   | <b>0.00</b>         |
| <b>125,175.51</b>                        | <b>125,080.00</b> | <b>95.51</b>      | <b>TOTAL Income</b>                     | <b>1,127,946.42</b> | <b>1,125,720.00</b> | <b>2,226.42</b>   | <b>1,500,960.00</b> |
| <b>Expense</b>                           |                   |                   |   |                     |                     |                   |                     |
| <b><u>03 Utilities</u></b>               |                   |                   |   |                     |                     |                   |                     |
| 206.50                                   | 363.00            | 156.50            |   |                     |                     |                   |                     |
|  |                   |                   | 620000 Electricity                      | 3,246.23            | 3,261.00            | 14.77             | 4,350.00            |
| 14,389.24                                | 9,773.00          | (4,616.24)        | 621100 Water Irrigation                 | 89,503.23           | 87,951.00           | (1,552.23)        | 117,270.00          |
| <b>14,595.74</b>                         | <b>10,136.00</b>  | <b>(4,459.74)</b> | <b>TOTAL 03 Utilities</b>               | <b>92,749.46</b>    | <b>91,212.00</b>    | <b>(1,537.46)</b> | <b>121,620.00</b>   |
| <b><u>04 Common Area Maintenance</u></b> |                   |                   |   |                     |                     |                   |                     |
| 850.00                                   | 1,833.00          | 983.00            |   |                     |                     |                   |                     |
|  |                   |                   | 634000 Repairs & Maintenance            | 17,416.11           | 16,501.00           | (915.11)          | 22,000.00           |
| 1,974.50                                 | 1,792.00          | (182.50)          | 634052 Private Streets & Driveways      | 17,411.51           | 16,124.00           | (1,287.51)        | 21,500.00           |
| 67,885.49                                | 70,027.00         | 2,141.51          | 634550 Shared Use Expense               | 562,760.16          | 630,239.00          | 67,478.84         | 840,320.00          |
| 0.00                                     | 125.00            | 125.00            | 637000 Pest Control                     | 7,684.80            | 1,125.00            | (6,559.80)        | 1,500.00            |
| <b>70,709.99</b>                         | <b>73,777.00</b>  | <b>3,067.01</b>   | <b>TOTAL 04 Common Area Maintenance</b> | <b>605,272.58</b>   | <b>663,989.00</b>   | <b>58,716.42</b>  | <b>885,320.00</b>   |
| <b><u>05 Landscaping</u></b>             |                   |                   |   |                     |                     |                   |                     |
| 17,120.00                                | 16,667.00         | (453.00)          |   |                     |                     |                   |                     |
|  |                   |                   | 639000 Landscaping                      | 149,190.70          | 149,999.00          | 808.30            | 200,000.00          |
| 0.00                                     | 1,708.00          | 1,708.00          | 639070 Landscape Supplies               | 19,340.00           | 15,376.00           | (3,964.00)        | 20,500.00           |
| 0.00                                     | 0.00              | 0.00              | 639200 Tree Service                     | 3,315.98            | 1,436.31            | (1,879.67)        | 20,000.00           |

# Bridges Comm Assoc Budget Comparison

Period 8/26/2022 To 9/25/2022 11:59:00 PM

| Current Month Operating         |                  |                   | Year to Date Operating           |                   |                   |                    |                   |
|---------------------------------|------------------|-------------------|----------------------------------|-------------------|-------------------|--------------------|-------------------|
| Actual                          | Budget           | \$ Var            |                                  | Actual            | Budget            | \$ Var             | Annual            |
| 0.00                            | 0.00             | 0.00              | 639255 Tree Spraying             | 11,040.00         | 3,555.00          | (7,485.00)         | 13,000.00         |
| 0.00                            | 0.00             | 0.00              | 639350 Brush Control             | 35,000.00         | 0.00              | (35,000.00)        | 34,000.00         |
| <b>17,120.00</b>                | <b>18,375.00</b> | <b>1,255.00</b>   | <b>TOTAL 05 Landscaping</b>      | <b>217,886.68</b> | <b>170,366.31</b> | <b>(47,520.37)</b> | <b>287,500.00</b> |
| <b><u>11 Administration</u></b> |                  |                   |                                  |                   |                   |                    |                   |
| 897.54                          | 1,333.00         | 435.46            | 650000 Administrative Expenses   | 8,987.32          | 12,001.00         | 3,013.68           | 16,000.00         |
| 0.00                            | 0.00             | 0.00              | 650825 Annual Meeting            | 0.00              | 0.00              | 0.00               | 2,000.00          |
| 2,600.00                        | 1,667.00         | (933.00)          | 651000 Professional Fees         | 20,800.00         | 27,159.00         | 6,359.00           | 32,160.00         |
| 0.00                            | 0.00             | 0.00              | 651550 Review /Audit Fee         | 950.00            | 1,000.00          | 50.00              | 1,000.00          |
| 0.00                            | 292.00           | 292.00            | 651750 Legal Fees                | 0.00              | 2,624.00          | 2,624.00           | 3,500.00          |
| 0.00                            | 75.00            | 75.00             | 651800 Collection Expense        | 575.00            | 675.00            | 100.00             | 900.00            |
| 0.00                            | 0.00             | 0.00              | 651850 Reserve Study             | 825.00            | 800.00            | (25.00)            | 800.00            |
| 2,631.91                        | 845.00           | (1,786.91)        | 654000 Insurance                 | 7,600.78          | 7,605.00          | 4.22               | 10,140.00         |
| 0.00                            | 0.00             | 0.00              | 657000 Social Fund               | 0.00              | 0.00              | 0.00               | 19,500.00         |
| 0.00                            | 0.00             | 0.00              | 658500 Income Taxes              | 1,600.00          | 0.00              | (1,600.00)         | 0.00              |
| 2,850.00                        | 2,850.00         | 0.00              | 661000 Property Management       | 25,647.00         | 25,647.00         | 0.00               | 34,197.00         |
| 500.00                          | 500.00           | 0.00              | 661030 Arch Maintenance Fee      | 4,500.00          | 4,500.00          | 0.00               | 6,000.00          |
| <b>9,479.45</b>                 | <b>7,562.00</b>  | <b>(1,917.45)</b> | <b>TOTAL 11 Administration</b>   | <b>71,485.10</b>  | <b>82,011.00</b>  | <b>10,525.90</b>   | <b>126,197.00</b> |
| <b><u>21 Cost Center 1</u></b>  |                  |                   |                                  |                   |                   |                    |                   |
| (19,352.00)                     | (19,352.00)      | 0.00              | 810000 CC1 Income - The Villas   | (174,168.00)      | (174,168.00)      | 0.00               | (232,224.00)      |
| 0.00                            | 83.00            | 83.00             | 810080 CC1 Electricity           | 165.13            | 751.00            | 585.87             | 1,000.00          |
| 17,345.00                       | 1,750.00         | (15,595.00)       | 810110 CC1 Lndscp Supplies       | 82,004.42         | 15,750.00         | (66,254.42)        | 21,000.00         |
| 5,135.29                        | 3,065.00         | (2,070.29)        | 810180 CC1 Water                 | 34,587.73         | 27,587.00         | (7,000.73)         | 36,782.00         |
| 8,800.00                        | 9,064.00         | 264.00            | 810280 CC1 Landscaping           | 80,893.00         | 81,576.00         | 683.00             | 108,768.00        |
| 400.00                          | 400.00           | 0.00              | 810340 CC1 Management Fee        | 3,600.00          | 3,600.00          | 0.00               | 4,800.00          |
| 0.00                            | 542.00           | 542.00            | 810370 CC1 Repairs & Maintenance | 8,751.78          | 4,874.00          | (3,877.78)         | 6,500.00          |
| 0.00                            | 0.00             | 0.00              | 810420 CC1 Tree Trimming         | 46,215.44         | 14,438.57         | (31,776.87)        | 29,770.00         |
| 1,967.00                        | 1,967.00         | 0.00              | 910060 CC1R Gen Replacement      | 17,703.00         | 17,703.00         | 0.00               | 23,604.00         |

# Bridges Comm Assoc Budget Comparison

Period 8/26/2022 To 9/25/2022 11:59:00 PM

| Current Month Operating |                   |                    | Year to Date Operating                 |                     |                     |                    |                     |
|-------------------------|-------------------|--------------------|--|---------------------|---------------------|--------------------|---------------------|
| Actual                  | Budget            | \$ Var             |  | Actual              | Budget              | \$ Var             | Annual              |
| 14,295.29               | (2,481.00)        | (16,776.29)        | <b>TOTAL 21 Cost Center 1</b>          | 99,752.50           | (7,888.43)          | (107,640.93)       | 0.00                |
|                         |                   |                    | <b><u>22 Cost Center 2</u></b>         |                     |                     |                    |                     |
| (3,751.00)              | (3,751.00)        | 0.00               | 820000 CC2 Income - The Groves         | (33,759.00)         | (33,759.00)         | 0.00               | (45,012.00)         |
| 2,695.15                | 1,958.00          | (737.15)           | 820050 CC2 Water                       | 16,731.66           | 17,626.00           | 894.34             | 23,500.00           |
| 0.00                    | 11.00             | 11.00              | 820070 CC2 Electricity                 | 85.18               | 102.00              | 16.82              | 135.00              |
| 1,400.00                | 1,300.00          | (100.00)           | 820210 CC2 Landscaping                 | 21,709.85           | 11,700.00           | (10,009.85)        | 15,600.00           |
| 300.00                  | 300.00            | 0.00               | 820260 CC2 Management Fee              | 2,700.00            | 2,700.00            | 0.00               | 3,600.00            |
| 181.00                  | 181.00            | 0.00               | 920060 CC2R Gen Replacement            | 1,634.00            | 1,634.00            | 0.00               | 2,177.00            |
| <b>825.15</b>           | <b>(1.00)</b>     | <b>(826.15)</b>    | <b>TOTAL 22 Cost Center 2</b>          | <b>9,101.69</b>     | <b>3.00</b>         | <b>(9,098.69)</b>  | <b>0.00</b>         |
|                         |                   |                    | <b><u>23 Cost Center 3</u></b>         |                     |                     |                    |                     |
| (624.00)                | (720.00)          | (96.00)            | 830000 CC3 Income - The Tennis Center  | (5,616.00)          | (6,480.00)          | (864.00)           | (8,640.00)          |
| 0.00                    | 20.00             | 20.00              | 830030 CC3 Electricity                 | 0.00                | 180.00              | 180.00             | 240.00              |
| 0.00                    | 60.00             | 60.00              | 830040 CC3 Water                       | 0.00                | 540.00              | 540.00             | 720.00              |
| 0.00                    | 300.00            | 300.00             | 830080 CC3 Landscaping                 | 0.00                | 2,700.00            | 2,700.00           | 3,600.00            |
| 100.00                  | 100.00            | 0.00               | 830210 CC3 Management Fee              | 900.00              | 900.00              | 0.00               | 1,200.00            |
| 240.00                  | 240.00            | 0.00               | 930020 CC3R Gen Replacement            | 2,160.00            | 2,160.00            | 0.00               | 2,880.00            |
| <b>(284.00)</b>         | <b>0.00</b>       | <b>284.00</b>      | <b>TOTAL 23 Cost Center 3</b>          | <b>(2,556.00)</b>   | <b>0.00</b>         | <b>2,556.00</b>    | <b>0.00</b>         |
|                         |                   |                    | <b><u>50 Reserve Contributions</u></b> |                     |                     |                    |                     |
| 6,694.00                | 6,694.00          | 0.00               | 901110 General Replacement             | 60,241.00           | 60,241.00           | 0.00               | 80,323.00           |
| <b>6,694.00</b>         | <b>6,694.00</b>   | <b>0.00</b>        | <b>TOTAL 50 Reserve Contributions</b>  | <b>60,241.00</b>    | <b>60,241.00</b>    | <b>0.00</b>        | <b>80,323.00</b>    |
| <b>133,435.62</b>       | <b>114,062.00</b> | <b>(19,373.62)</b> | <b>TOTAL Expense</b>                   | <b>1,153,933.01</b> | <b>1,059,933.88</b> | <b>(93,999.13)</b> | <b>1,500,960.00</b> |
| <b>(8,260.11)</b>       | <b>11,018.00</b>  | <b>(19,278.11)</b> | <b>Net Income/(Loss)</b>               | <b>(25,986.59)</b>  | <b>65,786.12</b>    | <b>(91,772.71)</b> | <b>0.00</b>         |

**Annualized Income Statement Act & Budget**  
**Bridges Comm Assoc**

Posted 8/26/2022 To 9/25/2022 11:59:00 PM

**Operating**

|  | January           | February          | March             | April             | May               | June              | July              | August            | September         | October           | November          | December          | Total               | Budget              |
|--|-------------------|-------------------|-------------------|-------------------|-------------------|-------------------|-------------------|-------------------|-------------------|-------------------|-------------------|-------------------|---------------------|---------------------|
| <b>INCOME</b>                            |                   |                   |                   |                   |                   |                   |                   |                   |                   |                   |                   |                   |                     |                     |
| <b><u>Assessments</u></b>                |                   |                   |                   |                   |                   |                   |                   |                   |                   |                   |                   |                   |                     |                     |
| Assessment Income                        | 125,080.00        | 125,080.00        | 125,080.00        | 125,080.00        | 125,080.00        | 125,080.00        | 125,080.00        | 125,080.00        | 125,080.00        | 125,080.00        | 125,080.00        | 125,080.00        | 1,500,960.00        | 1,500,960.00        |
| <b>TOTAL Assessments</b>                 | <b>125,080.00</b> | <b>125,080.00</b> | <b>125,080.00</b> | <b>125,080.00</b> | <b>125,080.00</b> | <b>125,080.00</b> | <b>125,080.00</b> | <b>125,080.00</b> | <b>125,080.00</b> | <b>125,080.00</b> | <b>125,080.00</b> | <b>125,080.00</b> | <b>1,500,960.00</b> | <b>1,500,960.00</b> |
| <b><u>Other Income</u></b>               |                   |                   |                   |                   |                   |                   |                   |                   |                   |                   |                   |                   |                     |                     |
| Unrefundable                             | 0.00              | 515.00            | 0.00              | 1,030.00          | 0.00              | 0.00              | 0.00              | 0.00              | 0.00              | 0.00              | 0.00              | 0.00              | 1,545.00            | 0.00                |
| Late Charges                             | 0.00              | 0.00              | 0.00              | 20.00             | (20.00)           | 90.00             | (70.00)           | (20.00)           | 30.00             | 0.00              | 0.00              | 0.00              | 30.00               | 0.00                |
| Collection Reimbursement                 | 250.00            | 100.00            | 50.00             | (75.00)           | 100.00            | 75.00             | 50.00             | 25.00             | 50.00             | 0.00              | 0.00              | 0.00              | 625.00              | 0.00                |
| Interest Income                          | 1.04              | 1.03              | 0.93              | 1.04              | 1.00              | 1.04              | 0.99              | 3.84              | 15.51             | 0.00              | 0.00              | 0.00              | 26.42               | 0.00                |
| <b>TOTAL Other Income</b>                | <b>251.04</b>     | <b>616.03</b>     | <b>50.93</b>      | <b>976.04</b>     | <b>81.00</b>      | <b>166.04</b>     | <b>(19.01)</b>    | <b>8.84</b>       | <b>95.51</b>      | <b>0.00</b>       | <b>0.00</b>       | <b>0.00</b>       | <b>2,226.42</b>     | <b>0.00</b>         |
| <b>TOTAL INCOME</b>                      | <b>125,331.04</b> | <b>125,696.03</b> | <b>125,130.93</b> | <b>126,056.04</b> | <b>125,161.00</b> | <b>125,246.04</b> | <b>125,060.99</b> | <b>125,088.84</b> | <b>125,175.51</b> | <b>125,080.00</b> | <b>125,080.00</b> | <b>125,080.00</b> | <b>1,503,186.42</b> | <b>1,500,960.00</b> |
| <b>EXPENSES</b>                          |                   |                   |                   |                   |                   |                   |                   |                   |                   |                   |                   |                   |                     |                     |
| <b><u>03 Utilities</u></b>               |                   |                   |                   |                   |                   |                   |                   |                   |                   |                   |                   |                   |                     |                     |
| Electricity                              | 393.87            | 427.85            | 458.37            | 407.44            | 405.05            | 379.36            | 0.00              | 567.79            | 206.50            | 363.00            | 363.00            | 363.00            | 4,335.23            | 4,350.00            |
| Water Irrigation                         | 11,411.35         | 2,414.41          | 6,819.90          | 9,419.37          | 9,863.62          | 10,564.39         | 11,711.34         | 12,909.61         | 14,389.24         | 9,773.00          | 9,773.00          | 9,773.00          | 118,822.23          | 117,270.00          |
| <b>TOTAL 03 Utilities</b>                | <b>11,805.22</b>  | <b>2,842.26</b>   | <b>7,278.27</b>   | <b>9,826.81</b>   | <b>10,268.67</b>  | <b>10,943.75</b>  | <b>11,711.34</b>  | <b>13,477.40</b>  | <b>14,595.74</b>  | <b>10,136.00</b>  | <b>10,136.00</b>  | <b>10,136.00</b>  | <b>123,157.46</b>   | <b>121,620.00</b>   |
| <b><u>04 Common Area Maintenance</u></b> |                   |                   |                   |                   |                   |                   |                   |                   |                   |                   |                   |                   |                     |                     |
| Repairs & Maintenance                    | 5,055.85          | 850.00            | 0.00              | 850.00            | 1,525.00          | 1,294.59          | 3,640.67          | 3,350.00          | 850.00            | 1,833.00          | 1,833.00          | 1,833.00          | 22,915.11           | 22,000.00           |
| Private Streets & Driveway               | 1,884.75          | 1,884.75          | 1,884.75          | 1,929.63          | 1,929.63          | 1,974.50          | 1,974.50          | 1,974.50          | 1,974.50          | 1,792.00          | 1,792.00          | 1,792.00          | 22,787.51           | 21,500.00           |
| Shared Use Expense                       | 70,026.68         | 70,026.68         | 72,573.40         | 70,026.68         | 70,026.68         | 70,026.68         | 0.00              | 72,167.87         | 67,885.49         | 70,027.00         | 70,027.00         | 70,027.00         | 772,841.16          | 840,320.00          |
| Pest Control                             | 2,800.00          | 0.00              | 1,609.80          | 15.10             | 144.90            | (80.00)           | 1,400.00          | 1,795.00          | 0.00              | 125.00            | 125.00            | 125.00            | 8,059.80            | 1,500.00            |
| <b>TOTAL 04 Common Area Maintenance</b>  | <b>79,767.28</b>  | <b>72,761.43</b>  | <b>76,067.95</b>  | <b>72,821.41</b>  | <b>73,626.21</b>  | <b>73,215.77</b>  | <b>7,015.17</b>   | <b>79,287.37</b>  | <b>70,709.99</b>  | <b>73,777.00</b>  | <b>73,777.00</b>  | <b>73,777.00</b>  | <b>826,603.58</b>   | <b>885,320.00</b>   |
| <b><u>05 Landscaping</u></b>             |                   |                   |                   |                   |                   |                   |                   |                   |                   |                   |                   |                   |                     |                     |
| Landscaping                              | 15,720.70         | 23,370.00         | 7,810.00          | 15,840.00         | 17,120.00         | 17,970.00         | 17,120.00         | 17,120.00         | 17,120.00         | 16,667.00         | 16,667.00         | 16,667.00         | 199,191.70          | 200,000.00          |
| Landscape Supplies                       | 6,790.00          | 5,960.00          | 4,230.00          | 1,280.00          | 0.00              | 1,080.00          | 0.00              | 0.00              | 0.00              | 1,708.00          | 1,708.00          | 1,708.00          | 24,464.00           | 20,500.00           |
| Tree Service                             | 748.67            | 0.00              | 687.31            | 0.00              | 0.00              | 0.00              | 0.00              | 1,880.00          | 0.00              | 0.00              | 0.00              | 18,563.69         | 21,879.67           | 20,000.00           |
| Tree Spraying                            | 0.00              | 0.00              | 0.00              | 0.00              | 3,555.00          | 7,485.00          | 0.00              | 0.00              | 0.00              | 0.00              | 0.00              | 9,445.00          | 20,485.00           | 13,000.00           |
| Brush Control                            | 0.00              | 0.00              | 0.00              | 0.00              | 0.00              | 0.00              | 20,000.00         | 15,000.00         | 0.00              | 0.00              | 0.00              | 34,000.00         | 69,000.00           | 34,000.00           |
| <b>TOTAL 05 Landscaping</b>              | <b>23,259.37</b>  | <b>29,330.00</b>  | <b>12,727.31</b>  | <b>17,120.00</b>  | <b>20,675.00</b>  | <b>26,535.00</b>  | <b>37,120.00</b>  | <b>34,000.00</b>  | <b>17,120.00</b>  | <b>18,375.00</b>  | <b>18,375.00</b>  | <b>80,383.69</b>  | <b>335,020.37</b>   | <b>287,500.00</b>   |
| <b><u>11 Administration</u></b>          |                   |                   |                   |                   |                   |                   |                   |                   |                   |                   |                   |                   |                     |                     |

# Annualized Income Statement Act & Budget

## Bridges Comm Assoc

Posted 8/26/2022 To 9/25/2022 11:59:00 PM

### Operating

|                                | January          | February        | March           | April           | May             | June            | July             | August           | September        | October           | November          | December         | Total             | Budget            |
|--------------------------------|------------------|-----------------|-----------------|-----------------|-----------------|-----------------|------------------|------------------|------------------|-------------------|-------------------|------------------|-------------------|-------------------|
| Administrative Expenses        | 2,404.38         | 618.92          | 769.79          | 595.50          | 1,159.35        | 586.67          | 1,323.29         | 631.88           | 897.54           | 1,333.00          | 1,333.00          | 1,333.00         | 12,986.32         | 16,000.00         |
| Annual Meeting                 | 0.00             | 0.00            | 0.00            | 0.00            | 0.00            | 0.00            | 0.00             | 0.00             | 0.00             | 0.00              | 0.00              | 2,000.00         | 2,000.00          | 2,000.00          |
| Professional Fees              | 0.00             | 2,600.00        | 2,600.00        | 2,600.00        | 0.00            | 5,200.00        | 2,600.00         | 2,600.00         | 2,600.00         | 1,667.00          | 1,667.00          | 1,667.00         | 25,801.00         | 32,160.00         |
| Bank Charges                   | 0.00             | 0.00            | 0.00            | 0.00            | 0.00            | 0.00            | 0.00             | 0.00             | 0.00             | 0.00              | 0.00              | 0.00             | 0.00              | 0.00              |
| Review /Audit Fee              | 0.00             | 0.00            | 0.00            | 950.00          | 0.00            | 0.00            | 0.00             | 0.00             | 0.00             | 0.00              | 0.00              | 0.00             | 950.00            | 1,000.00          |
| Legal Fees                     | 0.00             | 0.00            | 0.00            | 0.00            | 0.00            | 0.00            | 0.00             | 0.00             | 0.00             | 292.00            | 292.00            | 292.00           | 876.00            | 3,500.00          |
| Collection Expense             | 250.00           | 100.00          | 50.00           | 0.00            | 25.00           | 0.00            | 75.00            | 75.00            | 0.00             | 75.00             | 75.00             | 75.00            | 800.00            | 900.00            |
| Reserve Study                  | 1,650.00         | 0.00            | (1,650.00)      | 0.00            | 0.00            | 0.00            | 825.00           | 0.00             | 0.00             | 0.00              | 0.00              | 0.00             | 825.00            | 800.00            |
| Insurance                      | 593.08           | 593.08          | 593.08          | 589.25          | 686.65          | 637.91          | 637.91           | 637.91           | 2,631.91         | 845.00            | 845.00            | 845.00           | 10,135.78         | 10,140.00         |
| Social Fund                    | 0.00             | 0.00            | 0.00            | 0.00            | 0.00            | 0.00            | 0.00             | 0.00             | 0.00             | 0.00              | 0.00              | 19,500.00        | 19,500.00         | 19,500.00         |
| Income Taxes                   | 0.00             | 0.00            | 0.00            | 1,600.00        | 0.00            | 0.00            | 0.00             | 0.00             | 0.00             | 0.00              | 0.00              | 0.00             | 1,600.00          | 0.00              |
| Property Management            | 2,850.00         | 2,850.00        | 2,847.00        | 2,850.00        | 2,850.00        | 2,850.00        | 2,850.00         | 2,850.00         | 2,850.00         | 2,850.00          | 2,850.00          | 2,850.00         | 34,197.00         | 34,197.00         |
| Arch Maintenance Fee           | 500.00           | 500.00          | 500.00          | 500.00          | 500.00          | 500.00          | 500.00           | 500.00           | 500.00           | 500.00            | 500.00            | 500.00           | 6,000.00          | 6,000.00          |
| <b>TOTAL 11 Administration</b> | <b>8,247.46</b>  | <b>7,262.00</b> | <b>5,709.87</b> | <b>9,684.75</b> | <b>5,221.00</b> | <b>9,774.58</b> | <b>8,811.20</b>  | <b>7,294.79</b>  | <b>9,479.45</b>  | <b>7,562.00</b>   | <b>7,562.00</b>   | <b>29,062.00</b> | <b>115,671.10</b> | <b>126,197.00</b> |
| <b>21 Cost Center 1</b>        |                  |                 |                 |                 |                 |                 |                  |                  |                  |                   |                   |                  |                   |                   |
| CC1 Income - The Villas        | (19,352.00)      | (19,352.00)     | (19,352.00)     | (19,352.00)     | (19,352.00)     | (19,352.00)     | (19,352.00)      | (19,352.00)      | (19,352.00)      | (19,352.00)       | (19,352.00)       | (19,352.00)      | (232,224.00)      | (232,224.00)      |
| CC1 Electricity                | 77.56            | 87.57           | 0.00            | 0.00            | 0.00            | 0.00            | 0.00             | 0.00             | 0.00             | 83.00             | 83.00             | 83.00            | 414.13            | 1,000.00          |
| CC1 Lndscp Supplies            | 26,960.00        | 0.00            | 3,300.00        | 5,563.85        | 3,010.00        | 2,779.00        | 7,895.00         | 15,151.57        | 17,345.00        | 1,750.00          | 1,750.00          | 1,750.00         | 87,254.42         | 21,000.00         |
| CC1 Water                      | 4,336.81         | 1,205.06        | 3,460.33        | 2,529.43        | 3,883.39        | 4,355.00        | 4,353.08         | 5,329.34         | 5,135.29         | 3,065.00          | 3,065.00          | 3,065.00         | 43,782.73         | 36,782.00         |
| CC1 Landscaping                | 8,800.00         | 8,800.00        | 8,800.00        | 8,800.00        | 10,493.00       | 8,800.00        | 8,800.00         | 8,800.00         | 8,800.00         | 9,064.00          | 9,064.00          | 9,064.00         | 108,085.00        | 108,768.00        |
| CC1 Management Fee             | 400.00           | 400.00          | 400.00          | 400.00          | 400.00          | 400.00          | 400.00           | 400.00           | 400.00           | 400.00            | 400.00            | 400.00           | 4,800.00          | 4,800.00          |
| CC1 Repairs & Maintenan        | 4,140.00         | 4,611.78        | 0.00            | 0.00            | 0.00            | 0.00            | 0.00             | 0.00             | 0.00             | 542.00            | 542.00            | 542.00           | 10,377.78         | 6,500.00          |
| CC1 Tree Trimming              | 4,970.95         | 3,596.67        | 3,980.95        | 1,890.00        | 0.00            | 2,160.00        | 19,009.87        | 10,607.00        | 0.00             | 0.00              | 0.00              | 15,331.43        | 61,546.87         | 29,770.00         |
| CC1R Gen Replacement           | 1,967.00         | 1,967.00        | 1,967.00        | 1,967.00        | 1,967.00        | 1,967.00        | 1,967.00         | 1,967.00         | 1,967.00         | 1,967.00          | 1,967.00          | 1,967.00         | 23,604.00         | 23,604.00         |
| <b>TOTAL 21 Cost Center 1</b>  | <b>32,300.32</b> | <b>1,316.08</b> | <b>2,556.28</b> | <b>1,798.28</b> | <b>401.39</b>   | <b>1,109.00</b> | <b>23,072.95</b> | <b>22,902.91</b> | <b>14,295.29</b> | <b>(2,481.00)</b> | <b>(2,481.00)</b> | <b>12,850.43</b> | <b>107,640.93</b> | <b>0.00</b>       |
| <b>22 Cost Center 2</b>        |                  |                 |                 |                 |                 |                 |                  |                  |                  |                   |                   |                  |                   |                   |
| CC2 Income - The Groves        | (3,751.00)       | (3,751.00)      | (3,751.00)      | (3,751.00)      | (3,751.00)      | (3,751.00)      | (3,751.00)       | (3,751.00)       | (3,751.00)       | (3,751.00)        | (3,751.00)        | (3,751.00)       | (45,012.00)       | (45,012.00)       |
| CC2 Water                      | 6,404.54         | 895.95          | 688.83          | 970.14          | 482.05          | 194.90          | 2,358.48         | 2,041.62         | 2,695.15         | 1,958.00          | 1,958.00          | 1,958.00         | 22,605.66         | 23,500.00         |
| CC2 Electricity                | 12.03            | 12.44           | 12.16           | 12.16           | 12.16           | 11.86           | 0.00             | 12.37            | 0.00             | 11.00             | 11.00             | 11.00            | 118.18            | 135.00            |
| CC2 Landscaping                | 1,300.00         | 3,050.00        | 1,400.00        | 1,400.00        | 3,973.56        | 1,400.00        | 4,059.72         | 3,726.57         | 1,400.00         | 1,300.00          | 1,300.00          | 1,300.00         | 25,609.85         | 15,600.00         |

**Annualized Income Statement Act & Budget  
Bridges Comm Assoc**

Posted 8/26/2022 To 9/25/2022 11:59:00 PM

| <b>Operating</b>                | January            | February          | March             | April             | May               | June              | July             | August             | September         | October           | November          | December           | Total               | Budget              |
|---------------------------------|--------------------|-------------------|-------------------|-------------------|-------------------|-------------------|------------------|--------------------|-------------------|-------------------|-------------------|--------------------|---------------------|---------------------|
| CC2 Management Fee              | 300.00             | 300.00            | 300.00            | 300.00            | 300.00            | 300.00            | 300.00           | 300.00             | 300.00            | 300.00            | 300.00            | 300.00             | 3,600.00            | 3,600.00            |
| CC2R Gen Replacement            | 186.00             | 181.00            | 181.00            | 181.00            | 181.00            | 181.00            | 181.00           | 181.00             | 181.00            | 181.00            | 181.00            | 181.00             | 2,177.00            | 2,177.00            |
| <b>TOTAL 22 Cost Center 2</b>   | <b>4,451.57</b>    | <b>688.39</b>     | <b>(1,169.01)</b> | <b>(887.70)</b>   | <b>1,197.77</b>   | <b>(1,663.24)</b> | <b>3,148.20</b>  | <b>2,510.56</b>    | <b>825.15</b>     | <b>(1.00)</b>     | <b>(1.00)</b>     | <b>(1.00)</b>      | <b>9,098.69</b>     | <b>0.00</b>         |
| <b>23 Cost Center 3</b>         |                    |                   |                   |                   |                   |                   |                  |                    |                   |                   |                   |                    |                     |                     |
| CC3 Income - The Tennis C       | (624.00)           | (624.00)          | (624.00)          | (624.00)          | (624.00)          | (624.00)          | (624.00)         | (624.00)           | (624.00)          | (720.00)          | (720.00)          | (720.00)           | (7,776.00)          | (8,640.00)          |
| CC3 Electricity                 | 0.00               | 0.00              | 0.00              | 0.00              | 0.00              | 0.00              | 0.00             | 0.00               | 0.00              | 20.00             | 20.00             | 20.00              | 60.00               | 240.00              |
| CC3 Water                       | 0.00               | 0.00              | 0.00              | 0.00              | 0.00              | 0.00              | 0.00             | 0.00               | 0.00              | 60.00             | 60.00             | 60.00              | 180.00              | 720.00              |
| CC3 Landscaping                 | 0.00               | 0.00              | 0.00              | 0.00              | 0.00              | 0.00              | 0.00             | 0.00               | 0.00              | 300.00            | 300.00            | 300.00             | 900.00              | 3,600.00            |
| CC3 Management Fee              | 100.00             | 100.00            | 100.00            | 100.00            | 100.00            | 100.00            | 100.00           | 100.00             | 100.00            | 100.00            | 100.00            | 100.00             | 1,200.00            | 1,200.00            |
| CC3R Gen Replacement            | 240.00             | 240.00            | 240.00            | 240.00            | 240.00            | 240.00            | 240.00           | 240.00             | 240.00            | 240.00            | 240.00            | 240.00             | 2,880.00            | 2,880.00            |
| <b>TOTAL 23 Cost Center 3</b>   | <b>(284.00)</b>    | <b>(284.00)</b>   | <b>(284.00)</b>   | <b>(284.00)</b>   | <b>(284.00)</b>   | <b>(284.00)</b>   | <b>(284.00)</b>  | <b>(284.00)</b>    | <b>(284.00)</b>   | <b>0.00</b>       | <b>0.00</b>       | <b>0.00</b>        | <b>(2,556.00)</b>   | <b>0.00</b>         |
| <b>50 Reserve Contributions</b> |                    |                   |                   |                   |                   |                   |                  |                    |                   |                   |                   |                    |                     |                     |
| General Replacement             | 6,689.00           | 6,694.00          | 6,694.00          | 6,694.00          | 6,694.00          | 6,694.00          | 6,694.00         | 6,694.00           | 6,694.00          | 6,694.00          | 6,694.00          | 6,694.00           | 80,323.00           | 80,323.00           |
| <b>TOTAL 50 Reserve Contrib</b> | <b>6,689.00</b>    | <b>6,694.00</b>   | <b>6,694.00</b>   | <b>6,694.00</b>   | <b>6,694.00</b>   | <b>6,694.00</b>   | <b>6,694.00</b>  | <b>6,694.00</b>    | <b>6,694.00</b>   | <b>6,694.00</b>   | <b>6,694.00</b>   | <b>6,694.00</b>    | <b>80,323.00</b>    | <b>80,323.00</b>    |
| <b>TOTAL EXPENSES</b>           | <b>166,236.22</b>  | <b>120,610.16</b> | <b>109,580.67</b> | <b>116,773.55</b> | <b>117,800.04</b> | <b>126,324.86</b> | <b>97,288.86</b> | <b>165,883.03</b>  | <b>133,435.62</b> | <b>114,062.00</b> | <b>114,062.00</b> | <b>212,902.12</b>  | <b>1,594,959.13</b> | <b>1,500,960.00</b> |
| <b>Net Revenue / Expense</b>    | <b>(40,905.18)</b> | <b>5,085.87</b>   | <b>15,550.26</b>  | <b>9,282.49</b>   | <b>7,360.96</b>   | <b>(1,078.82)</b> | <b>27,772.13</b> | <b>(40,794.19)</b> | <b>(8,260.11)</b> | <b>11,018.00</b>  | <b>11,018.00</b>  | <b>(87,822.12)</b> | <b>(91,772.71)</b>  | <b>0.00</b>         |

# Statement of Cash Flow

Wednesday, October 19, 2022

10:34

Posted 8/26/2022 To 9/25/2022 11:59:00 PM

## Bridges Comm Assoc

---

### Cash Flows from Operating Activities

|   |                    |
|---|--------------------|
| Current Year Net Income/(Loss)                              | (8,260.11)         |
| <b>Add(Deduct) to reconcile Net Income to Net Cash Flow</b> |                    |
| <b>Changes in Current Assets</b>                            |                    |
| Accounts Receivable   | (562.00)           |
| <b>Subtotal Changes in Current Assets</b>                   | <b>(562.00)</b>    |
| <b>Changes in Current Liabilities</b>                       |                    |
| Prepaid Assessments   | (4,897.00)         |
| Collection Costs Due Mgmt                                   | 25.00              |
| <b>Subtotal Changes in Current Liabilities</b>              | <b>(4,872.00)</b>  |
| <b>Net Increase (Decrease) in Cash</b>                      | <b>(13,694.11)</b> |
| <b>Cash, Beginning of Month</b>                             | <b>185,138.77</b>  |
| <b>Cash, End of Month</b>                                   | <b>171,444.66</b>  |



Posted Date 09/25/2022

**Bridges Comm Assoc**

| Acct #        | Type  | Status                  | Resident Contact             | Current  | 30 - 59 Days | 60 - 89 Days | >90 Days | Balance  |
|---------------|-------|-------------------------|------------------------------|----------|--------------|--------------|----------|----------|
| 223171        | Owner | 30 Day Right To Dispute | Pure,Pamela J                | 893.00   | 893.00       | 0.00         | 0.00     | 1,786.00 |
| 178035        | Owner | 30 Day Right To Dispute | Chambers,Trust               | 565.00   | 0.00         | 0.00         | 0.00     | 565.00   |
| 219343        | Owner |                         | Ostlund,Trust                | 135.00   | 0.00         | 0.00         | 0.00     | 135.00   |
| 235067        | Owner |                         | Harris,Ronald J              | 135.00   | 0.00         | 0.00         | 0.00     | 135.00   |
| 153591        | Owner |                         | L & S Holdings,Trust         | 135.00   | 0.00         | 0.00         | 0.00     | 135.00   |
| 164980        | Owner |                         | Stockmal,Craig H             | 0.00     | 0.00         | 0.00         | 42.00    | 42.00    |
| 210362        | Owner |                         | Meyers,Trust                 | 35.00    | 0.00         | 0.00         | 0.00     | 35.00    |
| 141996        | Owner |                         | Brewer III,Oliver G          | 35.00    | 0.00         | 0.00         | 0.00     | 35.00    |
| 107790        | Owner |                         | Tanguay Declaration of Trust | 0.00     | 0.00         | 35.00        | 0.00     | 35.00    |
| 107680        | Owner |                         | Tamsen,Trust                 | 0.00     | 35.00        | 0.00         | 0.00     | 35.00    |
| 233990        | Owner |                         | Hoffman,Trust                | 30.00    | 0.00         | 0.00         | 0.00     | 30.00    |
| 107673        | Owner |                         | Gordon,Michael               | 20.00    | 0.00         | 0.00         | 0.00     | 20.00    |
| 223165        | Owner |                         | Santoro ,Trust               | 10.00    | 0.00         | 0.00         | 0.00     | 10.00    |
| <b>Count:</b> | 13    |                         |                              | 1,993.00 | 928.00       | 35.00        | 42.00    | 2,998.00 |

**Property Totals**

| # Units | # Builder | # Resident | # Owners | # Offsite | Owner Ratio |
|---------|-----------|------------|----------|-----------|-------------|
| 239     | 0         | 238        | 151      | 87        | 63.45%      |

**Charge Code Summary**

| Description              | G/L Acct # | Amount          |
|--------------------------|------------|-----------------|
| 30 Day Right To Dispute  | 110000     | 25.00           |
| Assessment               | 110000     | 2,057.00        |
| Bank Returned Item Fee   | 110000     | 10.00           |
| Cost Center 1 Assessment | 110000     | 686.00          |
| Cost Center 3 Assessment | 110000     | 35.00           |
| Courtesy Late Notice     | 110000     | 100.00          |
| Late Fee                 | 110000     | 60.00           |
| Returned Item Fee        | 110000     | 25.00           |
|                          |            | <u>2,998.00</u> |

# Aging Prepaid

Wednesday, October 19, 2022

10:34

Posted Date 09/25/2022

## Bridges Comm Assoc

| Acct # | Type  | Status | Resident Contact              | Current   | 30 - 59 Days | 60 - 89 Days | >90 Days  | Balance   |
|--------|-------|--------|-------------------------------|-----------|--------------|--------------|-----------|-----------|
| 233906 | Owner |        | Murphy,William H              | 0.00      | -15.00       | 0.00         | 0.00      | -15.00    |
| 204464 | Owner |        | Drawdy,Susan A                | -36.00    | 0.00         | 0.00         | 0.00      | -36.00    |
| 195530 | Owner |        | Kil III,Hary Skip             | 0.00      | -45.00       | 0.00         | 0.00      | -45.00    |
| 233624 | Owner |        | Jaybird (Russell),Trust       | 0.00      | -380.00      | 0.00         | 0.00      | -380.00   |
| 230614 | Owner |        | Kelly,Scott                   | -380.00   | 0.00         | 0.00         | 0.00      | -380.00   |
| 235219 | Owner |        | O'Brien,Trust                 | -515.00   | 0.00         | 0.00         | 0.00      | -515.00   |
| 225581 | Owner |        | Alamos Americas LLC,          | 0.00      | 0.00         | -520.00      | 0.00      | -520.00   |
| 230238 | Owner |        | Howerton,Trust                | 0.00      | 0.00         | 0.00         | -530.00   | -530.00   |
| 234324 | Owner |        | Rose,Trust                    | -530.00   | 0.00         | 0.00         | 0.00      | -530.00   |
| 184732 | Owner |        | The Kim Family Trust,         | -530.00   | 0.00         | 0.00         | 0.00      | -530.00   |
| 238326 | Owner |        | Glover,Trust                  | -530.00   | 0.00         | 0.00         | 0.00      | -530.00   |
| 241224 | Owner |        | Wyatt,Ryan Christopher        | -530.00   | 0.00         | 0.00         | 0.00      | -530.00   |
| 138087 | Owner |        | Bates Living Trust,           | -530.00   | 0.00         | 0.00         | 0.00      | -530.00   |
| 107832 | Owner |        | Walderman California Trus,Ben | 0.00      | 0.00         | 0.00         | -530.00   | -530.00   |
| 210160 | Owner |        | Roeglin,Gene                  | -485.00   | -75.00       | 0.00         | 0.00      | -560.00   |
| 222982 | Owner |        | Delongchamp,Trust             | -686.00   | 0.00         | 0.00         | 0.00      | -686.00   |
| 210189 | Owner |        | All Channels Media Holdings   | -438.00   | -346.00      | 0.00         | 0.00      | -784.00   |
| 167031 | Owner |        | Hoss,Trust                    | 0.00      | 0.00         | 0.00         | -814.34   | -814.34   |
| 210188 | Owner |        | Williams ,Dennis B            | -525.00   | -305.00      | 0.00         | 0.00      | -830.00   |
| 139866 | Owner |        | Alhamrani,Ann M               | -835.00   | 0.00         | 0.00         | 0.00      | -835.00   |
| 107664 | Owner |        | Graff,Joel M.                 | -858.00   | 0.00         | 0.00         | 0.00      | -858.00   |
| 107685 | Owner |        | Stamper Trustee,Jerry L       | 0.00      | -858.00      | 0.00         | 0.00      | -858.00   |
| 238373 | Owner |        | Lyles,Robert A                | -858.00   | 0.00         | 0.00         | 0.00      | -858.00   |
| 231081 | Owner |        | Pearl,Joel                    | -893.00   | 0.00         | 0.00         | 0.00      | -893.00   |
| 216081 | Owner |        | Kombluth,Richard              | -530.00   | -530.00      | 0.00         | 0.00      | -1,060.00 |
| 192729 | Owner |        | Weiskopf,Richard B            | -1,060.00 | 0.00         | 0.00         | 0.00      | -1,060.00 |
| 208414 | Owner |        | Mardikian,John                | 0.00      | 0.00         | -696.00      | -676.00   | -1,372.00 |
| 206754 | Owner |        | Phillips,Trust                | 0.00      | 0.00         | 0.00         | -1,590.00 | -1,590.00 |
| 225412 | Owner |        | Lunaria,Trust                 | 0.00      | 0.00         | -1,590.00    | 0.00      | -1,590.00 |
| 200091 | Owner |        | Robros LLC,                   | 0.00      | 0.00         | -515.00      | -1,105.00 | -1,620.00 |
| 235480 | Owner |        | Holland,Trust                 | -858.00   | 0.00         | -858.00      | 0.00      | -1,716.00 |
| 135138 | Owner |        | Watanabe Consulting LLC,      | 0.00      | 0.00         | 0.00         | -1,721.00 | -1,721.00 |
| 231747 | Owner |        | Webster,Trust                 | 0.00      | 0.00         | -2,120.00    | 0.00      | -2,120.00 |
| 211774 | Owner |        | Glomsrud,Trust                | 0.00      | 0.00         | 0.00         | -2,574.00 | -2,574.00 |
| 201110 | Owner |        | Millar,Trust                  | -2,574.00 | 0.00         | 0.00         | 0.00      | -2,574.00 |
| 150271 | Owner |        | Leavitt,William D             | 0.00      | 0.00         | 0.00         | -2,574.00 | -2,574.00 |
| 231412 | Owner |        | Adkinson,Trust                | -530.00   | -2,386.69    | 0.00         | 0.00      | -2,916.69 |
| 107782 | Owner |        | Abrams,Kenneth Lee            | 0.00      | 0.00         | -3,820.25    | 0.00      | -3,820.25 |
| 107757 | Owner |        | Shane Ryan Properties LLC,    | -515.00   | -910.00      | -395.00      | -2,148.00 | -3,968.00 |
| 158912 | Owner |        | Randall E Woods               | 0.00      | 0.00         | -4,149.25    | -8.26     | -4,157.51 |

# Aging Prepaid

Wednesday, October 19, 2022 10:34

Posted Date 09/25/2022

## Bridges Comm Assoc

| Acct #           | Type | Status | Resident Contact | Current    | 30 - 59 Days | 60 - 89 Days | >90 Days   | Balance    |
|------------------|------|--------|------------------|------------|--------------|--------------|------------|------------|
| <b>Count:</b> 40 |      |        |                  | -15,226.00 | -5,850.69    | -14,663.50   | -14,270.60 | -50,010.79 |

### Property Totals

| # Units | # Builder | # Resident | # Owners | # Offsite | Owner Ratio |
|---------|-----------|------------|----------|-----------|-------------|
| 239     | 0         | 238        | 151      | 87        | 63.45%      |

## Charge Code Summary

| Description | G/L Acct # | Amount     |
|-------------|------------|------------|
| Payment     | 100000     | -50,010.79 |
|             |            | -50,010.79 |

# Bridges Comm Assoc

## Bank Reconciliation

Bank: CIT Checking Account: \*\*\*\*\*5808

Statement Date: 9/25/2022

G/L Balance: 49,622.45  
Statement Balance: 180,067.14

| Item                                 | Date      | Check #              | Amount             | Balance    |
|--------------------------------------|-----------|----------------------|--------------------|------------|
|                                      |           |                      | Previous Balance:  | 217,481.69 |
| The Bridges                          | 8/23/2022 | 31432                | -9,082.00          | 208,399.69 |
| The Bridges Club                     | 8/24/2022 | 31437                | -1,301.57          | 207,098.12 |
| The Bridges Club                     | 8/24/2022 | 31434                | -1,360.11          | 205,738.01 |
| The Bridges Club                     | 8/24/2022 | 31439                | -395.00            | 205,343.01 |
| PURCOR Pest Solutions                | 8/24/2022 | 31440                | -1,400.00          | 203,943.01 |
| The Bridges Club                     | 8/24/2022 | 31433                | -1,400.00          | 202,543.01 |
| Cleanlot Maintenance Svcs            | 8/24/2022 | 31436                | -1,974.50          | 200,568.51 |
| The Bridges Club                     | 8/24/2022 | 31438                | -1,880.00          | 198,688.51 |
| The Bridges Club                     | 8/25/2022 | 31447                | -2,326.57          | 196,361.94 |
| The Bridges Club                     | 8/25/2022 | 31441                | -2,141.19          | 194,220.75 |
| MC Comprehensive Construction        | 8/25/2022 | 31444                | -2,500.00          | 191,720.75 |
| Rockey Murata Landscape Maint Inc    | 8/25/2022 | 31450                | -4,600.00          | 187,120.75 |
| Walters Management                   | 8/25/2022 | Auto                 | -45.00             | 187,075.75 |
| The Bridges Club                     | 8/25/2022 | 31448                | -3,440.00          | 183,635.75 |
| The Bridges Club                     | 8/25/2022 | 31449                | -2,141.19          | 181,494.56 |
| C. Casey Landscape Construction Inc. | 8/25/2022 | 31443                | -13,850.00         | 167,644.56 |
| C. Casey Landscape Construction Inc. | 8/25/2022 | 31445                | -17,450.00         | 150,194.56 |
| Rockey Murata Landscape Maint Inc    | 8/25/2022 | 31446                | -15,000.00         | 135,194.56 |
| Ridgewood Tree Care                  | 8/25/2022 | 31451                | -3,977.00          | 131,217.56 |
| The Bridges Club                     | 8/25/2022 | 31442                | -67,885.49         | 63,332.07  |
| Walters Management                   | 9/7/2022  | Auto                 | -4,270.00          | 59,062.07  |
| Olivenhain Municipal Water District  | 9/15/2022 | Auto                 | -2,695.15          | 56,366.92  |
| Farmers Insurance Exchange           | 9/21/2022 | Auto                 | -637.91            | 55,729.01  |
| Olivenhain Municipal Water District  | 9/22/2022 | Auto                 | -17,834.87         | 37,894.14  |
| UgMO Technologies                    | 9/23/2022 | 31454                | -1,280.00          | 36,614.14  |
|                                      |           | <b>Total Checks:</b> | <b>-180,867.55</b> |            |
| Lockbox                              | 8/26/2022 |                      | 5,222.00           | 41,836.14  |
| Lockbox                              | 8/29/2022 |                      | 7,807.00           | 49,643.14  |
| Lockbox                              | 8/30/2022 |                      | 4,931.00           | 54,574.14  |
| Lockbox                              | 8/31/2022 |                      | 4,176.00           | 58,750.14  |
| Lockbox                              | 9/1/2022  |                      | 17,354.00          | 76,104.14  |
| Lockbox                              | 9/2/2022  |                      | 30,068.00          | 106,172.14 |
| Lockbox                              | 9/6/2022  |                      | 7,829.00           | 114,001.14 |
| Adjustment Batch                     | 9/7/2022  |                      | -530.00            | 113,471.14 |
| Lockbox                              | 9/7/2022  |                      | 42,347.00          | 155,818.14 |
| Lockbox                              | 9/8/2022  |                      | 5,083.00           | 160,901.14 |
| Lockbox                              | 9/9/2022  |                      | 3,478.00           | 164,379.14 |
| Lockbox                              | 9/12/2022 |                      | 5,022.00           | 169,401.14 |
| Lockbox                              | 9/13/2022 |                      | 3,975.00           | 173,376.14 |
| Lockbox                              | 9/14/2022 |                      | 1,383.00           | 174,759.14 |
| Lockbox                              | 9/15/2022 |                      | 1,746.00           | 176,505.14 |

\* voided check

10/19/2022 10:34:56 AM

## Bridges Comm Assoc

### Bank Reconciliation

|                                      |           |                   |                                      |
|--------------------------------------|-----------|-------------------|--------------------------------------|
| Lockbox                              | 9/16/2022 | 686.00            | 177,191.14                           |
| Lockbox                              | 9/19/2022 | 1,498.00          | 178,689.14                           |
| Lockbox                              | 9/23/2022 | 1,388.00          | 180,077.14                           |
| Bank Reconcile: Service Fee Charge   | 9/25/2022 | -10.00            | 180,067.14                           |
| <b>Total Deposits / Adjustments:</b> |           | <b>143,453.00</b> |                                      |
|                                      |           |                   | <b>Statement Balance: 180,067.14</b> |

#### Outstanding Items:

| Check # | Date      | Reference                            | Uncleared Checks |
|---------|-----------|--------------------------------------|------------------|
| 31452   | 9/21/2022 | The Bridges                          | 9,082.00         |
| 31453   | 9/23/2022 | The Bridges Club                     | 67,885.49        |
| 31455   | 9/23/2022 | KJA Consulting                       | 2,600.00         |
| 31456   | 9/23/2022 | Cleanlot Maintenance Svcs            | 1,974.50         |
| 31457   | 9/23/2022 | The Bridges Club                     | 1,400.00         |
| 31458   | 9/23/2022 | The Bridges Club                     | 1,689.66         |
| 31459   | 9/23/2022 | The Bridges Club                     | 3,440.00         |
| 31460   | 9/23/2022 | C. Casey Landscape Construction Inc. | 17,345.00        |
| 31461   | 9/23/2022 | Rockey Murata Landscape Maint Inc    | 4,600.00         |
| 31462   | 9/23/2022 | DiNino Insurance Agency              | 1,994.00         |
| 31463   | 9/25/2022 | C. Casey Landscape Construction Inc. | 17,450.00        |
| Auto    | 9/15/2022 | Walters Management                   | 777.54           |
| Auto    | 9/23/2022 | San Diego Gas & Electric             | 125.24           |
| Auto    | 9/23/2022 | San Diego Gas & Electric             | 54.29            |
| Auto    | 9/23/2022 | San Diego Gas & Electric             | 26.97            |
|         |           |                                      | 130,444.69       |

#### Bank Reconciliation Summary: CIT Checking Account: \*\*\*\*\*5808

|                             |                |
|-----------------------------|----------------|
| G/L Balance:                | 49,622.45      |
| Uncleared Checks, Credits:  | 130,444.69     |
| Uncleared Deposits, Debits: | 0.00           |
| G/L Difference:             | 180,067.14     |
| <br>Statement Balance:      | <br>180,067.14 |
| G/L and Balance Difference: | 0.00           |



PO Box 64084  
 Phoenix, AZ 85082  
 866.800.4656 (toll free)

Primary Account Number Ending In  
 Statement Date

5808  
 Sep 25, 2022  
 Page 1 of 6

999-00000-000000

THE BRIDGES COMMUNITY ASSOCIATION  
 C/O WALTERS MANAGEMENT COMPANY  
 9665 CHESAPEAKE DR STE 300  
 SAN DIEGO CA 92123-1364

**\*\*\*\*\*5808 - CAB CHECKING**

|                   |              |                                |              |
|-------------------|--------------|--------------------------------|--------------|
| Beginning Balance | \$217,481.69 | Average Daily Balance          | \$232,045.13 |
| Total Deposits    | \$143,993.00 | Year-To-Date Interest Paid     | \$0.00       |
| Total Withdrawals | \$181,407.55 | Days in Statement Period       | 31           |
| Interest Paid     | \$0.00       | Annual Percentage Yield Earned | 0.00%        |
| Ending Balance    | \$180,067.14 |                                |              |

**TRANSACTION DETAIL**

**DEPOSITS/CREDITS**

| <b>Date</b> | <b>Description</b>   | <b>Amount</b> |
|-------------|--|---------------|
| 08/26       | LOCKBOX DEPOSIT  | \$5,222.00    |
| 08/29       | LOCKBOX DEPOSIT  | \$7,807.00    |
| 08/30       | LOCKBOX DEPOSIT  | \$4,931.00    |
| 08/31       | LOCKBOX DEPOSIT  | \$4,176.00    |
| 09/01       | LOCKBOX DEPOSIT  | \$17,354.00   |
| 09/02       | LOCKBOX DEPOSIT  | \$30,068.00   |
| 09/06       | LOCKBOX DEPOSIT  | \$7,829.00    |
| 09/07       | THE BRIDGES COMM ASSOC PMT<br>330848277<br>-SETT-A228SFTP5 | \$38,498.00   |
| 09/07       | LOCKBOX DEPOSIT  | \$3,849.00    |
| 09/08       | LOCKBOX DEPOSIT  | \$5,083.00    |
| 09/09       | LOCKBOX DEPOSIT  | \$3,478.00    |
| 09/12       | LOCKBOX DEPOSIT  | \$5,022.00    |
| 09/13       | LOCKBOX DEPOSIT  | \$3,975.00    |
| 09/14       | LOCKBOX DEPOSIT  | \$1,383.00    |
| 09/15       | LOCKBOX DEPOSIT  | \$1,216.00    |
| 09/15       | THE BRIDGES COMM ASSOC PMT<br>330848277<br>-SETT-A228SFTP5 | \$530.00      |
| 09/16       | LOCKBOX DEPOSIT  | \$686.00      |



**DEPOSITS/CREDITS**

| Date  | Description     | Amount     |
|-------|-----------------|------------|
| 09/19 | LOCKBOX DEPOSIT | \$1,498.00 |
| 09/23 | LOCKBOX DEPOSIT | \$1,388.00 |

**WITHDRAWALS/DEBITS**

| Date  | Description  | Amount     |
|-------|--|------------|
| 09/02 | THE WALTERS MANA EOM<br>THE BRIDGES RSF<br>258                         | \$45.00    |
| 09/08 | THE WALTERS MANA MGMT FEE<br>THE BRIDGES RSF<br>258                    | \$4,270.00 |
| 09/09 | BREWER III R01 NSF<br>003260951159<br>141996                           | \$530.00   |
| 09/12 | ACHRET 141996 BREWER III   | \$10.00    |
| 09/15 | OLIVENHAIN WATER WATER BILL<br>THE BRIDGES AT RSF COM<br>120510        | \$2,695.15 |
| 09/22 | FARMERS INS EXCH INSPAYMENT<br>THE BRIDGES COMMUNITY<br>#####778001000 | \$637.91   |
| 09/22 | OLIVENHAIN WATER WATER BILL<br>THE BRIDGES AT RSF COM<br>121265        | \$926.01   |
| 09/22 | OLIVENHAIN WATER WATER BILL<br>THE BRIDGES AT RSF COM<br>122490        | \$1,001.44 |
| 09/22 | OLIVENHAIN WATER WATER BILL<br>THE BRIDGES AT RSF COM<br>120995        | \$2,113.85 |
| 09/22 | OLIVENHAIN WATER WATER BILL<br>THE BRIDGES AT RSF COM<br>122480        | \$2,388.51 |
| 09/22 | OLIVENHAIN WATER WATER BILL<br>THE BRIDGES AT RSF COM<br>122215        | \$2,567.64 |
| 09/22 | OLIVENHAIN WATER WATER BILL<br>THE BRIDGES AT RSF COM<br>122365        | \$2,603.47 |
| 09/22 | OLIVENHAIN WATER WATER BILL<br>THE BRIDGES AT RSF COM<br>122300        | \$2,985.61 |
| 09/22 | OLIVENHAIN WATER WATER BILL<br>THE BRIDGES AT RSF COM<br>122615        | \$3,248.34 |
| 09/23 | 888C287255316682 24441<br>UGMO TECHNOLOGIE<br>V31454                   | \$1,280.00 |



**CHECKS (IN NUMERIC ORDER)**

| <u>Date</u> | <u>Check #</u> | <u>Amount</u> | <u>Date</u> | <u>Check #</u> | <u>Amount</u> |
|-------------|----------------|---------------|-------------|----------------|---------------|
| 08/31       | 31432          | \$9,082.00    | 09/08       | 31443          | \$13,850.00   |
| 09/02       | 31433          | \$1,400.00    | 09/12       | 31444          | \$2,500.00    |
| 09/02       | 31434          | \$1,360.11    | 09/08       | 31445          | \$17,450.00   |
| 09/02       | 31436 *        | \$1,974.50    | 09/15       | 31446          | \$15,000.00   |
| 09/02       | 31437          | \$1,301.57    | 09/12       | 31447          | \$2,326.57    |
| 09/02       | 31438          | \$1,880.00    | 09/12       | 31448          | \$3,440.00    |
| 09/02       | 31439          | \$395.00      | 09/12       | 31449          | \$2,141.19    |
| 09/02       | 31440          | \$1,400.00    | 09/15       | 31450          | \$4,600.00    |
| 09/12       | 31441          | \$2,141.19    | 09/15       | 31451          | \$3,977.00    |
| 09/12       | 31442          | \$67,885.49   |             |                |               |

\* Skip in check sequence

0000031432  
THE BRIDGES COMMUNITY ASSOCIATION  
5665 CHESTERFIELD DR. 300  
SAN DIEGO, CA 92123-1384  
CIT BANK, N.A.  
PO BOX 20065  
PHOENIX, AZ 85028-0065  
31432  
DATE 2022-08-24  
PAY \*\*\*\*\*THOUSAND EIGHTY TWO DOLLARS AND 50/100 CENTS TO THE ORDER OF  
\$ 9,082.00  
TO THE ORDER OF  
The Bridges - Reserve  
1515 Prospect St Ste 200  
LA JOLLA, CA 92037  
Signature on File  
MEMO: JULIEN'S EMBURSE  
#0000031432# 10104002894# 278805808#

Ck #: 31432 08/31/2022 Amt: \$9,082.00

0000031433  
THE BRIDGES COMMUNITY ASSOCIATION  
5665 CHESTERFIELD DR. 300  
SAN DIEGO, CA 92123-1384  
CIT BANK, N.A.  
PASADENA, CA 91103  
27-2891040  
31433  
DATE 2022-08-24  
PAY One Thousand Four Hundred Dollars and 00/100 Cents  
\$ \*\*\*\*\*1400.00  
TO THE ORDER OF  
THE BRIDGES CLUB  
PO BOX 1322  
RANCHO SANTA FE, CA 92087-1322  
Signature on File  
MEMO: JUL GROVES LANDSCAPE  
#0000031433# 10104002894# 278805808#

Ck #: 31433 09/02/2022 Amt: \$1,400.00

0000031434  
THE BRIDGES COMMUNITY ASSOCIATION  
5665 CHESTERFIELD DR. 300  
SAN DIEGO, CA 92123-1384  
CIT BANK, N.A.  
PASADENA, CA 91103  
27-2891040  
31434  
DATE 2022-08-24  
PAY One Thousand Three Hundred Sixty Dollars and 11/100 Cents  
\$ \*\*\*\*\*1360.11  
TO THE ORDER OF  
THE BRIDGES CLUB  
PO BOX 1322  
RANCHO SANTA FE, CA 92087-1322  
Signature on File  
MEMO: JULIEN'S EMBURSE  
#0000031434# 10104002894# 278805808#

Ck #: 31434 09/02/2022 Amt: \$1,360.11

0000031436  
THE BRIDGES COMMUNITY ASSOCIATION  
5665 CHESTERFIELD DR. 300  
SAN DIEGO, CA 92123-1384  
CIT BANK, N.A.  
PASADENA, CA 91103  
27-2891040  
31436  
DATE 2022-08-24  
PAY One Thousand Nine Hundred Seventy Four Dollars and 50/100 Cents  
\$ \*\*\*\*\*1974.50  
TO THE ORDER OF  
CLEAN-IT MAINTENANCE SVCS  
14554 CENTER CITY PKY STE 400  
ESCONDIDO, CA 92022-4841  
Signature on File  
MEMO: JUL SVC  
#0000031436# 10104002894# 278805808#

Ck #: 31436 09/02/2022 Amt: \$1,974.50

0000031437  
THE BRIDGES COMMUNITY ASSOCIATION  
5665 CHESTERFIELD DR. 300  
SAN DIEGO, CA 92123-1384  
CIT BANK, N.A.  
PASADENA, CA 91103  
27-2891040  
31437  
DATE 2022-08-24  
PAY One Thousand Three Hundred One Dollars and 57/100 Cents  
\$ \*\*\*\*\*1301.57  
TO THE ORDER OF  
THE BRIDGES CLUB  
PO BOX 1322  
RANCHO SANTA FE, CA 92087-1322  
Signature on File  
MEMO: TREE AND PLANT REPLACEMENTS  
#0000031437# 10104002894# 278805808#

Ck #: 31437 09/02/2022 Amt: \$1,301.57

0000031438  
THE BRIDGES COMMUNITY ASSOCIATION  
5665 CHESTERFIELD DR. 300  
SAN DIEGO, CA 92123-1384  
CIT BANK, N.A.  
PASADENA, CA 91103  
27-2891040  
31438  
DATE 2022-08-24  
PAY One Thousand Eight Hundred Eighty Dollars and 00/100 Cents  
\$ \*\*\*\*\*1880.00  
TO THE ORDER OF  
THE BRIDGES CLUB  
PO BOX 1322  
RANCHO SANTA FE, CA 92087-1322  
Signature on File  
MEMO: AVACADO TREE PRUNING  
#0000031438# 10104002894# 278805808#

Ck #: 31438 09/02/2022 Amt: \$1,880.00

0000031439  
THE BRIDGES COMMUNITY ASSOCIATION  
5665 CHESTERFIELD DR. 300  
SAN DIEGO, CA 92123-1384  
CIT BANK, N.A.  
PASADENA, CA 91103  
27-2891040  
31439  
DATE 2022-08-24  
PAY Three Hundred Ninety Five Dollars and 00/100 Cents  
\$ \*\*\*\*\*395.00  
TO THE ORDER OF  
THE BRIDGES CLUB  
PO BOX 1322  
RANCHO SANTA FE, CA 92087-1322  
Signature on File  
MEMO: TREE REMOVAL  
#0000031439# 10104002894# 278805808#

Ck #: 31439 09/02/2022 Amt: \$395.00

0000031440  
THE BRIDGES COMMUNITY ASSOCIATION  
5665 CHESTERFIELD DR. 300  
SAN DIEGO, CA 92123-1384  
CIT BANK, N.A.  
PASADENA, CA 91103  
27-2891040  
31440  
DATE 2022-08-24  
PAY One Thousand Four Hundred Dollars and 00/100 Cents  
\$ \*\*\*\*\*1400.00  
TO THE ORDER OF  
PURCOR PEST SOLUTIONS  
PO BOX 3016  
SEATTLE, WA 98124-3416  
Signature on File  
MEMO: CONTINUOUS TRAPPING AND REMOVALS OF BEHINDS  
#0000031440# 10104002894# 278805808#

Ck #: 31440 09/02/2022 Amt: \$1,400.00

0000031441  
THE BRIDGES COMMUNITY ASSOCIATION  
5665 CHESTERFIELD DR. 300  
SAN DIEGO, CA 92123-1384  
CIT BANK, N.A.  
PASADENA, CA 91103  
27-2891040  
31441  
DATE 2022-08-25  
PAY Two Thousand One Hundred Forty One Dollars and 19/100 Cents  
\$ \*\*\*\*\*2141.19  
TO THE ORDER OF  
THE BRIDGES CLUB  
PO BOX 1322  
RANCHO SANTA FE, CA 92087-1322  
Signature on File  
MEMO: JUL SHARED USE RESERVE  
#0000031441# 10104002894# 278805808#

Ck #: 31441 09/12/2022 Amt: \$2,141.19

0000031442  
THE BRIDGES COMMUNITY ASSOCIATION  
5665 CHESTERFIELD DR. 300  
SAN DIEGO, CA 92123-1384  
CIT BANK, N.A.  
PASADENA, CA 91103  
27-2891040  
31442  
DATE 2022-08-25  
PAY Sixty Seven Thousand Eight Hundred Eighty Five Dollars and 49/100 Cents  
\$ \*\*\*\*\*7885.49  
TO THE ORDER OF  
THE BRIDGES CLUB  
PO BOX 1322  
RANCHO SANTA FE, CA 92087-1322  
Signature on File  
MEMO: JUL SHARED USE  
#0000031442# 10104002894# 278805808#

Ck #: 31442 09/12/2022 Amt: \$67,885.49

0000031443  
THE BRIDGES COMMUNITY ASSOCIATION  
5665 CHESTERFIELD DR. 300  
SAN DIEGO, CA 92123-1384  
CIT BANK, N.A.  
PASADENA, CA 91103  
27-2891040  
31443  
DATE 2022-08-26  
PAY Thirteen Thousand Eight Hundred Fifty Dollars and 00/100 Cents  
\$ \*\*\*\*\*13850.00  
TO THE ORDER OF  
C. CARRY LANDSCAPE CONSTRUCTION INC.  
14000 CANTON  
SAN MARINO, CA 91766-7955  
Signature on File  
MEMO: REPLACE COLOR NEW MULCH THROUGHOUT VILLAS  
#0000031443# 10104002894# 278805808#

Ck #: 31443 09/08/2022 Amt: \$13,850.00

0000031444  
THE BRIDGES COMMUNITY ASSOCIATION  
5665 CHESTERFIELD DR. 300  
SAN DIEGO, CA 92123-1384  
CIT BANK, N.A.  
PASADENA, CA 91103  
27-2891040  
31444  
DATE 2022-08-26  
PAY Two Thousand Five Hundred Dollars and 00/100 Cents  
\$ \*\*\*\*\*2500.00  
TO THE ORDER OF  
LUC CONSTRUCTION INC  
PO BOX 105  
SAN MARINO, CA 91766-0105  
Signature on File  
MEMO: REMOVED CONCRETE  
#0000031444# 10104002894# 278805808#

Ck #: 31444 09/12/2022 Amt: \$2,500.00

MEMO LINE  
THE BRIDGES COMMUNITY ASSOCIATION  
860 CHESTER AVE DR. 300  
SAN DIEGO, CA 92123-1364  
658-495-0900

CIT BANK, N.A.  
PASADENA, CA 91103  
27-2891040

0000031445

DATE 2022-08-25

PAY Seventeen Thousand Four Hundred Fifty Dollars and 00/100 Cents \$ \*\*\*\*\*17450.00

TO THE ORDER OF

D. CABBY LANDSCAPE CONSTRUCTION INC.  
140 CORTEZ AVE.  
SAN MARCOS, CA 92069-7353

VOID AFTER THIS  
ALTERNATIVE SIGNATURE

Signature on File

MEMO: JULY SERVICE

#0000031445# #104002894# 278805808#

Ck #: 31445 09/08/2022 Amt: \$17,450.00

MEMO LINE  
THE BRIDGES COMMUNITY ASSOCIATION  
860 CHESTER AVE DR. 300  
SAN DIEGO, CA 92123-1364  
658-495-0900

CIT BANK, N.A.  
PASADENA, CA 91103  
27-2891040

0000031446

DATE 2022-08-25

PAY Fifteen Thousand Dollars and 00/100 Cents \$ \*\*\*\*\*15000.00

TO THE ORDER OF

ROCKY MURATA LANDSCAPE MAINT INC  
PO BOX 4017  
CERRITOS, CA 90703-4017

VOID AFTER THIS  
ALTERNATIVE SIGNATURE

Signature on File

MEMO: BRUSH CONTROL

#0000031446# #104002894# 278805808#

Ck #: 31446 09/15/2022 Amt: \$15,000.00

MEMO LINE  
THE BRIDGES COMMUNITY ASSOCIATION  
860 CHESTER AVE DR. 300  
SAN DIEGO, CA 92123-1364  
658-495-0900

CIT BANK, N.A.  
PASADENA, CA 91103  
27-2891040

0000031447

DATE 2022-08-25

PAY Two Thousand Three Hundred Twenty Six Dollars and 57/100 Cents \$ \*\*\*\*\*2326.57

TO THE ORDER OF

THE BRIDGES CLUB  
PO BOX 1322  
RANCHO SANTA FE, CA 92087-1322

VOID AFTER THIS  
ALTERNATIVE SIGNATURE

Signature on File

MEMO: GRABVE TREE TREATMENT

#0000031447# #104002894# 278805808#

Ck #: 31447 09/12/2022 Amt: \$2,326.57

MEMO LINE  
THE BRIDGES COMMUNITY ASSOCIATION  
860 CHESTER AVE DR. 300  
SAN DIEGO, CA 92123-1364  
658-495-0900

CIT BANK, N.A.  
PASADENA, CA 91103  
27-2891040

0000031448

DATE 2022-08-25

PAY Three Thousand Four Hundred Forty Dollars and 00/100 Cents \$ \*\*\*\*\*3440.00

TO THE ORDER OF

THE BRIDGES CLUB  
PO BOX 1322  
RANCHO SANTA FE, CA 92087-1322

VOID AFTER THIS  
ALTERNATIVE SIGNATURE

Signature on File

MEMO: JAIL ENTRY NODES

#0000031448# #104002894# 278805808#

Ck #: 31448 09/12/2022 Amt: \$3,440.00

MEMO LINE  
THE BRIDGES COMMUNITY ASSOCIATION  
860 CHESTER AVE DR. 300  
SAN DIEGO, CA 92123-1364  
658-495-0900

CIT BANK, N.A.  
PASADENA, CA 91103  
27-2891040

0000031449

DATE 2022-08-25

PAY Two Thousand One Hundred Forty One Dollars and 19/100 Cents \$ \*\*\*\*\*2141.19

TO THE ORDER OF

THE BRIDGES CLUB  
PO BOX 1322  
RANCHO SANTA FE, CA 92087-1322

VOID AFTER THIS  
ALTERNATIVE SIGNATURE

Signature on File

MEMO: SHARED USE RESERVE

#0000031449# #104002894# 278805808#

Ck #: 31449 09/12/2022 Amt: \$2,141.19

MEMO LINE  
THE BRIDGES COMMUNITY ASSOCIATION  
860 CHESTER AVE DR. 300  
SAN DIEGO, CA 92123-1364  
658-495-0900

CIT BANK, N.A.  
PASADENA, CA 91103  
27-2891040

0000031450

DATE 2022-08-25

PAY Four Thousand Six Hundred Dollars and 00/100 Cents \$ \*\*\*\*\*4600.00

TO THE ORDER OF

ROCKY MURATA LANDSCAPE MAINT INC  
PO BOX 4017  
CERRITOS, CA 90703-4017

VOID AFTER THIS  
ALTERNATIVE SIGNATURE

Signature on File

MEMO: JAIL BYS

#0000031450# #104002894# 278805808#

Ck #: 31450 09/15/2022 Amt: \$4,600.00

MEMO LINE  
THE BRIDGES COMMUNITY ASSOCIATION  
860 CHESTER AVE DR. 300  
SAN DIEGO, CA 92123-1364  
658-495-0900

CIT BANK, N.A.  
PASADENA, CA 91103  
27-2891040

0000031451

DATE 2022-08-25

PAY Three Thousand Nine Hundred Seventy Seven Dollars and 00/100 Cents \$ \*\*\*\*\*3977.00

TO THE ORDER OF

RODWOOD TREE CARE  
318 SOUTH COAST HWY 101  
SUITE 200  
ENCINITAS, CA 92036-3643

VOID AFTER THIS  
ALTERNATIVE SIGNATURE

Signature on File

MEMO: TREE TREATMENT

#0000031451# #104002894# 278805808#

Ck #: 31451 09/15/2022 Amt: \$3,977.00

## Bridges Comm Assoc

### Bank Reconciliation

Bank: Morgan Stanley Excess Op Cash Account: \*\*\*\*\*9141

Statement Date: 9/25/2022

G/L Balance: 121,822.21  
Statement Balance: 121,822.21

| Item                            | Date      | Check # | Amount                               | Balance           |
|---------------------------------|-----------|---------|--------------------------------------|-------------------|
|                                 |           |         | Previous Balance:                    | 121,806.70        |
| Bank Reconcile: Interest Earned | 8/31/2022 |         | 15.51                                | 121,822.21        |
|                                 |           |         | <b>Total Deposits / Adjustments:</b> | <b>15.51</b>      |
|                                 |           |         | <b>Statement Balance:</b>            | <b>121,822.21</b> |

**Outstanding Items:**

| Check # | Date | Reference | Uncleared Checks |
|---------|------|-----------|------------------|
|---------|------|-----------|------------------|

**Bank Reconciliation Summary: Morgan Stanley Excess Op Cash Account: \*\*\*\*\*9141**

|                             |            |
|-----------------------------|------------|
| G/L Balance:                | 121,822.21 |
| Uncleared Checks, Credits:  | 0.00       |
| Uncleared Deposits, Debits: | 0.00       |
| G/L Difference:             | 121,822.21 |
| Statement Balance:          | 121,822.21 |
| G/L and Balance Difference: | 0.00       |

## Bridges Comm Assoc

### Bank Reconciliation

Bank: Morgan Stanley Reserve Cash Account: \*\*\*\*\*9125

Statement Date: 9/25/2022

G/L Balance: 1,382,589.06  
Statement Balance: 1,373,507.06

| Item                            | Date      | Check #                              | Amount                    | Balance             |
|---------------------------------|-----------|--------------------------------------|---------------------------|---------------------|
|                                 |           |                                      | Previous Balance:         | 1,364,251.30        |
| Monthly Reserve Contribution    | 8/23/2022 |                                      | 9,082.00                  | 1,373,333.30        |
| Bank Reconcile: Interest Earned | 9/25/2022 |                                      | 173.76                    | 1,373,507.06        |
|                                 |           | <b>Total Deposits / Adjustments:</b> | <b>9,255.76</b>           |                     |
|                                 |           |                                      | <b>Statement Balance:</b> | <b>1,373,507.06</b> |

**Outstanding Items:**

| Date      | Reference                    | Uncleared Deposits |
|-----------|------------------------------|--------------------|
| 9/21/2022 | Monthly Reserve Contribution | 9,082.00           |
|           |                              | <u>9,082.00</u>    |

**Bank Reconciliation Summary: Morgan Stanley Reserve Cash Account: \*\*\*\*\*9125**

|                             |              |
|-----------------------------|--------------|
| G/L Balance:                | 1,382,589.06 |
| Uncleared Checks, Credits:  | 0.00         |
| Uncleared Deposits, Debits: | 9,082.00     |
| G/L Difference:             | 1,373,507.06 |
| Statement Balance:          | 1,373,507.06 |
| G/L and Balance Difference: | 0.00         |

# Bridges Comm Assoc

## Bank Reconciliation

Bank: Morgan Stanley Reserve Investments Account: 9

Statement Date: 9/25/2022


G/L Balance: 0.00  
Statement Balance: 0.00

| Item        | Date      | Check #                              | Amount                    | Balance     |
|-------------|-----------|--------------------------------------|---------------------------|-------------|
|             |           |                                      | Previous Balance:         | 125,000.00  |
| CD Redemmed | 8/25/2022 |                                      | -125,000.00               | 0.00        |
|             |           | <b>Total Deposits / Adjustments:</b> | <b>-125,000.00</b>        |             |
|             |           |                                      | <b>Statement Balance:</b> | <b>0.00</b> |

### Outstanding Items:

#### Bank Reconciliation Summary: Morgan Stanley Reserve Investments Account: 9

G/L Balance: 0.00  
Uncleared Checks, Credits: 0.00  
Uncleared Deposits, Debits: 0.00  
G/L Difference: 0.00  
  
Statement Balance: 0.00  
G/L and Balance Difference: 0.00



008372 1/7

# Morgan Stanley

**CLIENT STATEMENT** | For the Period August 1-31, 2022

**STATEMENT PACKAGE FOR:**  
THE BRIDGES COMMUNITY ASSOC  
RESERVE ACCOUNT

**TOTAL VALUE OF YOUR ACCOUNTS** (as of 8/31/22)

**\$1,495,329.27**

*Includes Accrued Interest*

*Excludes Bank Loan Balances (See detail on Overview page)*

**Your Financial Advisor Team**  
The Lenox Group

**Your Financial Advisors**

Frank De Flora  
Richard Priore  
Kyle Medeiros  
Eugene Desoiza  
Gilbert Levine  
Michael Lysenko  
Ronald Oleet

**Your Branch**

1290 AVENUE OF THE AMERICAS FL 12  
NEW YORK, NY 10104

Telephone: 212-692-2800; Alt. Phone: 800-627-0608; Fax: 212-692-2990

Morgan Stanley Smith Barney LLC. Member SIPC.

#BWNJGWM

000000  
AB 02 008372 44860 H 39 A

THE BRIDGES COMMUNITY ASSOC  
RESERVE ACCOUNT  
C/O WALTERS MANAGEMENT  
9665 CHESAPEAKE DR STE 300  
SAN DIEGO CA 92123-1364

Client Service Center (24 Hours a Day; 7 Days a Week): 800-869-3326

Access Your Accounts Online: [www.morganstanley.com/online](http://www.morganstanley.com/online)

INVESTMENTS AND INSURANCE PRODUCTS: NOT FDIC INSURED • NOT A BANK DEPOSIT •  
NOT INSURED BY ANY FEDERAL GOVERNMENT AGENCY • NOT BANK GUARANTEED •  
MAY LOSE VALUE • UNLESS SPECIFICALLY NOTED, ALL VALUES ARE DISPLAYED IN USD



## Standard Disclosures

The following Disclosures are applicable to the enclosed statement(s). Expanded Disclosures are attached to your most recent June and December statement (or your first Statement if you have not received a statement for those months). The Expanded Disclosures are also available by selecting Account Documents when you log on to [www.morganstanley.com/online](http://www.morganstanley.com/online) or, call 800-869-3326.

### Questions?

Questions regarding your account may be directed to us by using the contact information on the statement cover page, or the Client Service Center at (800) 869-3326.

### Errors and Inquiries

Be sure to review your statement promptly, and immediately address any concerns regarding entries that you do not understand or believe were made in error by contacting the Branch Manager of the office where you maintain your account. Oral communications regarding any inaccuracy or discrepancy in this statement should be re-confirmed in writing to further protect your rights, including rights under the Securities Investor Protection Act (SIPA). Your statement will be deemed correct unless we receive a written inquiry of a suspected error. See your account documentation for special rules regarding your rights and responsibilities with respect to erroneous electronic fund transfers, including a description of the transfers covered. For concerns or complaints, contact our Client Relations Department at (866) 227-2256.

### Senior Investor Helpline

In order to provide Morgan Stanley's senior investor clients a convenient way to communicate with us, we offer a Senior Investor Helpline. Senior investors or those acting on their behalf may call (800) 280-4534, Monday-Friday 9am-7pm Eastern Time.

### Availability of Free Credit Balances and Financial Statements

Under the customer protection rules of the SEC [17 CFR §240.15c3-3], we may use funds comprising free credit balances carried for customer accounts here, provided that these funds are payable to customers on demand (i.e., are free of a lien or right of set-off in our favor or on behalf of some third party to whom you have given control). A financial statement of this organization is available for your personal inspection at its offices, or a copy will be mailed to you upon your written request.

### Listed Options

Information with respect to commissions and other charges related to the execution of options transactions has been included in confirmations of such transactions previously furnished to you and such information will be made available to you promptly at your request. Promptly advise us of any material change in your investment objectives or financial situation.

**Important Information if you are a Margin Customer** (not available for certain retirement accounts)

If you have margin privileges, you may borrow money from us in exchange for pledging assets in your accounts as collateral for any outstanding margin loan. The amount you may borrow is based on the value of the eligible securities in your margin accounts. If a security has eligible shares, the number of shares pledged as collateral will be indicated below the position.

### Margin Interest Charges

We calculate interest charges on margin loans as follows: (1) multiply the applicable margin interest rate by the daily close of business net settled debit balance, and (2) divide by 360 (days). Margin interest accrues daily throughout the month and is added to your debit balance at month-end. The month-end interest charge is the sum of the daily accrued interest calculations for the month. We add the accrued interest to your debit balance and start a new calculation each time the applicable interest rate changes and at the close of every statement month. For interest rate information, log into your Morgan Stanley account at [www.morganstanley.com/online](http://www.morganstanley.com/online). Select your account with a Margin agreement and click Interest Rates for more information.

### Information regarding Special Memorandum Account

If you have a Margin Account, this is a combined statement of your Margin Account and Special Memorandum Account maintained for you under Section 220.5 of Regulation T issued by the Board of Governors of the Federal Reserve System. The permanent record of the Special Memorandum Account as required by Regulation T is available for your inspection at your request.

### Important Information About Auction Rate Securities

For certain Auction Rate Securities there is no or limited liquidity. Therefore, the price(s) for these Auction Rate Securities are indicated by N/A (not available). There can be no assurance that a successful auction will occur or that a secondary market exists or will develop for a particular security.

### Structured Investments Risks and Considerations

Structured Investments (Structured Products) are complex products and may be subject to special risks. Investors should consider the concentration risk of owning the related security and their total exposure to any underlying asset. Structured Investments, which may appear in various statement product categories and are identified on the Position Description Details line as "Asset Class: Struct Inv," may not perform in a manner consistent with the statement product category where they appear and therefore may not satisfy portfolio asset allocation needs for that category. For information on the risks and conflicts of interest related to Structured Investments generally, log in to Morgan Stanley Online and go to

[www.morganstanley.com/structuredproductsrisksandconflicts](http://www.morganstanley.com/structuredproductsrisksandconflicts).

### Security Measures

This statement features several embedded security elements to safeguard its authenticity. One is a unique blue security rectangle, printed in heat-sensitive ink on the back of every page. When exposed to warmth, the color will disappear, and then reappear.

### SIPC Protection

We are a member of Securities Investor Protection Corporation (SIPC), which protects securities of its customers up to \$500,000 (including \$250,000 for claims for cash). An explanatory brochure is available upon request or at [www.sipc.org](http://www.sipc.org). Losses due to market fluctuation are not protected by SIPC and assets not held with us may not be covered by SIPC protection. To obtain information about SIPC, including an explanatory SIPC brochure, contact SIPC at 1-202-371-8300 or visit [www.sipc.org](http://www.sipc.org).

### Transaction Dates and Conditions

Upon written request, we will furnish the date and time of a transaction and the name of the other party to a transaction. We and/or our affiliates may accept benefits that constitute payment for order flow. Details regarding these benefits and the source and amount of any other remuneration received or to be received by us in connection with any transaction will be furnished upon written request.

### Equity Research Ratings Definitions and Global Investment Manager Analysis Status

Some equity securities may have research ratings from Morgan Stanley & Co. LLC or Morningstar, Inc. Research ratings are the research providers' opinions and not representations or guarantees of performance. For more information about each research provider's rating system, see the Research Ratings on your most recent June or December statement (or your first statement if you have not received a statement for those months), go to [www.morganstanley.com/online](http://www.morganstanley.com/online) or refer to the research provider's research report. Research reports contain more complete information concerning the analyst's views and you should read the entire research report and not infer its contents from the rating alone. If your account contains an advisory component or is an advisory account, a GIMA status will apply.

**Credit Ratings from Moody's Investors Service and Standard & Poor's**  
The credit rating from Moody's Investors Service and Standard & Poor's may be shown for certain securities. All credit ratings represent the opinions of the provider and are not representations or guarantees of performance. Please contact us if you need further information or assistance in interpreting these credit ratings.

Revised 05/2021



## Consolidated Summary

OVERVIEW OF YOUR ACCOUNTS (includes accrued interest)

Although only whole dollar amounts are displayed below, both dollars and cents are used to calculate all totals. Manually summing the individual line items may not equal the actual total displayed. Refer to Account Statements for details. Excludes Bank Loan Balances (including Liquidity Access Lines, Tailored Lending Loans and Mortgage Balances).

| Account Number  | Beginning Value<br>(8/1/22) | Funds<br>Credited/(Debitied) | Security/Currency<br>Transfers<br>Rcvd/(Divd) | Change in Value | Ending Value<br>(8/31/22) | Income/Dist<br>This Period/YTD | YTD Realized<br>Gain/(Loss)<br>(Total ST/LT) | Unrealized<br>Gain/(Loss)<br>(Total ST/LT) | Page   |    |
|---|-----------------------------|------------------------------|---|-----------------|---------------------------|--------------------------------|--|--|--------|----|
| <b>TOTAL FOR ALL ACCOUNTS</b>   | <b>\$1,486,058</b>          | <b>\$9,082</b>               | <b>—</b>                                      | <b>\$189</b>    | <b>\$1,495,329</b>        | <b>\$189</b><br><b>\$4,391</b> | <b>—</b><br><b>—</b>                         | <b>—</b><br><b>—</b>                       |        |    |
| <b>Business Accounts</b>  |                             |                              |   |                 |                           |                                |  |  |        |    |
| THE BRIDGES COMMUNITY ASSOC<br>RESERVE ACCOUNT<br>Nickname: Reserve Account                   | 478-064895-108              | 1,364,251                    | 9,082   | —               | 173                       | 1,373,507                      | 173<br>4,365                                 | —<br>—                                     | —<br>— | 7  |
| THE BRIDGES COMMUNITY ASSOC<br>EXCESS OPERATING ACCOUNT<br>Nickname: Excess Operating Account | 478-064896-108              | 121,806                      | —   | —               | 15                        | 121,822                        | 15<br>25                                     | —<br>—                                     | —<br>— | 11 |
| <b>Total Business Accounts</b>  | <b>\$1,486,058</b>          | <b>\$9,082</b>               | <b>—</b>                                      | <b>\$189</b>    | <b>\$1,495,329</b>        | <b>\$189</b><br><b>\$4,391</b> | <b>—</b><br><b>—</b>                         | <b>—</b><br><b>—</b>                       |        |    |

This summary may include assets held in either brokerage and/or advisory accounts. Visit <https://www.morganstanley.com/wealth-relationshipwithms/pdfs/understandingyourrelationship.pdf> to understand the differences between brokerage and advisory accounts. Refer to individual Account Gain/(Loss) Summary and Expanded Disclosures for additional information. Accounts with no balances, holdings or activity year-to-date are not displayed on this page.

## Consolidated Summary

### CHANGE IN VALUE OF YOUR ACCOUNTS (includes accrued interest)

|                                     | This Period<br>(8/1/22-8/31/22) | This Year<br>(1/1/22-8/31/22) |
|-------------------------------------|---------------------------------|-------------------------------|
| <b>TOTAL BEGINNING VALUE</b>        | <b>\$1,486,058.00</b>           | <b>\$1,489,829.61</b>         |
| Credits                             | 9,082.00                        | 83,910.00                     |
| Debits                              | —                               | (79,480.47)                   |
| Security Transfers                  | —                               | —                             |
| <b>Net Credits/Debits/Transfers</b> | <b>\$9,082.00</b>               | <b>\$4,429.53</b>             |
| <b>Change in Value</b>              | <b>189.27</b>                   | <b>1,070.13</b>               |
| <b>TOTAL ENDING VALUE</b>           | <b>\$1,495,329.27</b>           | <b>\$1,495,329.27</b>         |

Net Credits / Debits include investment advisory fees as applicable. See Activity section for details.

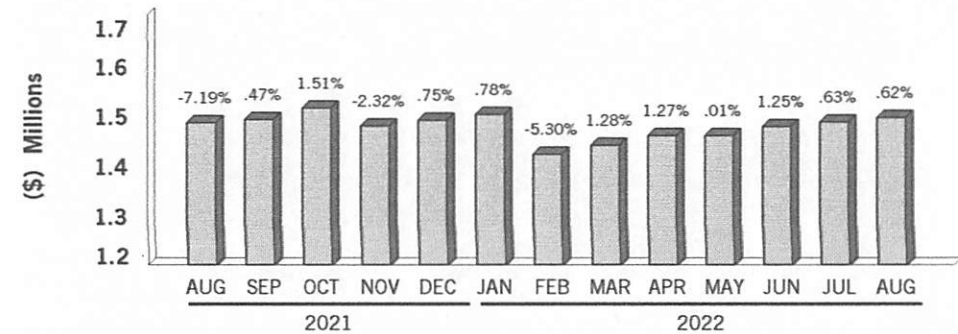
### ASSET ALLOCATION (includes accrued interest)

|                    | Market Value          | Percentage     |
|--------------------|-----------------------|----------------|
| Cash               | \$1,495,329.27        | 100.00         |
| <b>TOTAL VALUE</b> | <b>\$1,495,329.27</b> | <b>100.00%</b> |

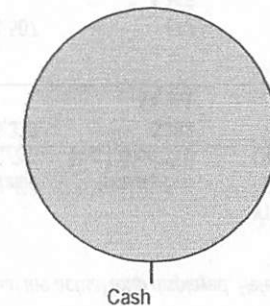
FDIC rules apply and Bank Deposits are eligible for FDIC insurance but are not covered by SIPC. Cash and securities (including MMFs) are eligible for SIPC coverage. See Expanded Disclosures. Values may include assets externally held, as a courtesy, and may not be covered by SIPC. Foreign Exchange (FX) is neither FDIC nor SIPC insured. For additional information, refer to the corresponding section of this statement.

### MARKET VALUE OVER TIME

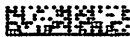
The below chart displays the most recent thirteen months of Market Value.



The percentages above represent the change in dollar value from the prior period. They do not represent account investment performance, as they do not consider the impact of contributions and withdrawals, nor other factors that may have affected performance calculations.



This asset allocation represents holdings on a trade date basis, and projected settled Cash/BDP and MMF balances. These classifications do not constitute a recommendation and may differ from the classification of instruments for regulatory or tax purposes.



## Consolidated Summary

## BALANCE SHEET (\* includes accrued interest)

|  | Last Period<br>(as of 7/31/22) | This Period<br>(as of 8/31/22) |
|--|--------------------------------|--------------------------------|
| Cash, BDP, MMFs                                | \$1,486,058.00                 | \$1,495,329.27                 |
| <b>Total Assets</b>                            | <b>\$1,486,058.00</b>          | <b>\$1,495,329.27</b>          |
| <b>Total Liabilities (outstanding balance)</b> | <b>—</b>                       | <b>—</b>                       |
| <b>TOTAL VALUE</b>                             | <b>\$1,486,058.00</b>          | <b>\$1,495,329.27</b>          |

*Total liabilities excludes Bank Loan Balances (including Liquidity Access Lines, Tailored Lending Loans and Mortgage Balances).*

## CASH FLOW

|  | This Period<br>(8/1/22-8/31/22) | This Year<br>(1/1/22-8/31/22) |
|--|---------------------------------|-------------------------------|
| <b>OPENING CASH, BDP, MMFs</b>           | <b>\$1,486,058.00</b>           | <b>\$736,508.58</b>           |
| Sales and Redemptions                    | —                               | 750,000.00                    |
| Income and Distributions                 | 189.27                          | 4,391.16                      |
| <b>Total Investment Related Activity</b> | <b>\$189.27</b>                 | <b>\$754,391.16</b>           |
| Checks Deposited                         | 9,082.00                        | 83,910.00                     |
| <b>Total Cash Related Activity</b>       | <b>\$9,082.00</b>               | <b>\$83,910.00</b>            |
| Checks Written                           | —                               | (79,480.47)                   |
| <b>Total Card/Check Activity</b>         | <b>—</b>                        | <b>\$(79,480.47)</b>          |
| <b>CLOSING CASH, BDP, MMFs</b>           | <b>\$1,495,329.27</b>           | <b>\$1,495,329.27</b>         |

**This page intentionally left blank**

## Account Summary

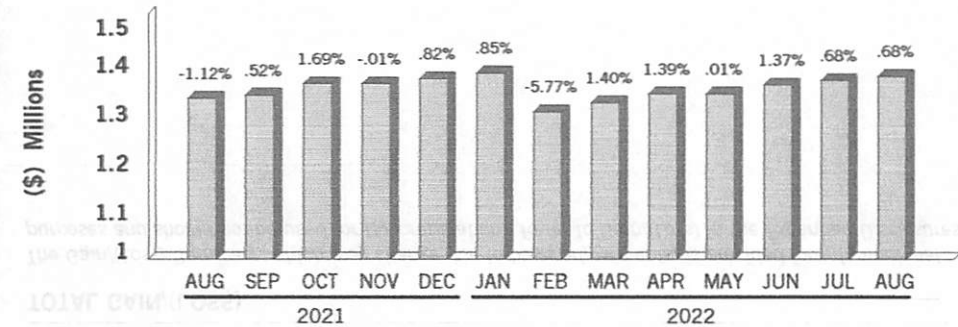
Active Assets Account  
478-064895-108THE BRIDGES COMMUNITY ASSOC  
RESERVE ACCOUNT  
Nickname: Reserve Account

## CHANGE IN VALUE OF YOUR ACCOUNT (includes accrued interest)

|                                     | This Period<br>(8/1/22-8/31/22) | This Year<br>(1/1/22-8/31/22) |
|-------------------------------------|---------------------------------|-------------------------------|
| <b>TOTAL BEGINNING VALUE</b>        | <b>\$1,364,251.30</b>           | <b>\$1,368,032.78</b>         |
| Credits                             | 9,082.00                        | 83,910.00                     |
| Debits                              | —                               | (79,480.47)                   |
| Security Transfers                  | —                               | —                             |
| <b>Net Credits/Debits/Transfers</b> | <b>\$9,082.00</b>               | <b>\$4,429.53</b>             |
| <b>Change in Value</b>              | <b>173.76</b>                   | <b>1,044.75</b>               |
| <b>TOTAL ENDING VALUE</b>           | <b>\$1,373,507.06</b>           | <b>\$1,373,507.06</b>         |

## MARKET VALUE OVER TIME

The below chart displays the most recent thirteen months of Market Value.

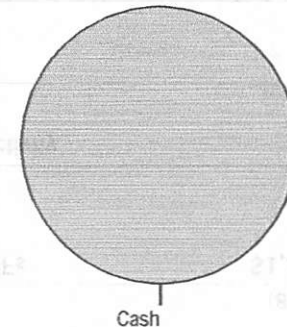


The percentages above represent the change in dollar value from the prior period. They do not represent account investment performance, as they do not consider the impact of contributions and withdrawals, nor other factors that may have affected performance calculations.

## ASSET ALLOCATION (includes accrued interest)

|                    | Market Value          | Percentage     |
|--------------------|-----------------------|----------------|
| Cash               | \$1,373,507.06        | 100.00         |
| <b>TOTAL VALUE</b> | <b>\$1,373,507.06</b> | <b>100.00%</b> |

FDIC rules apply and Bank Deposits are eligible for FDIC insurance but are not covered by SIPC. Cash and securities (including MMFs) are eligible for SIPC coverage. See Expanded Disclosures. Values may include assets externally held, as a courtesy, and may not be covered by SIPC. Foreign Exchange (FX) is neither FDIC nor SIPC insured. For additional information, refer to the corresponding section of this statement.



This asset allocation represents holdings on a trade date basis, and projected settled Cash/BDP and MMF balances. These classifications do not constitute a recommendation and may differ from the classification of instruments for regulatory or tax purposes.

Account Summary

Active Assets Account  
478-064895-108

THE BRIDGES COMMUNITY ASSOC  
RESERVE ACCOUNT  
Nickname: Reserve Account

BALANCE SHEET (^ includes accrued interest)

|  | Last Period<br>(as of 7/31/22) | This Period<br>(as of 8/31/22) |
|--|--------------------------------|--------------------------------|
| Cash, BDP, MMFs                                | \$1,364,251.30                 | \$1,373,507.06                 |
| <b>Total Assets</b>                            | <b>\$1,364,251.30</b>          | <b>\$1,373,507.06</b>          |
| <b>Total Liabilities</b> (outstanding balance) | —                              | —                              |
| <b>TOTAL VALUE</b>                             | <b>\$1,364,251.30</b>          | <b>\$1,373,507.06</b>          |

CASH FLOW

|  | This Period<br>(8/1/22-8/31/22) | This Year<br>(1/1/22-8/31/22) |
|--|---------------------------------|-------------------------------|
| <b>OPENING CASH, BDP, MMFs</b>           | <b>\$1,364,251.30</b>           | <b>\$614,711.75</b>           |
| Sales and Redemptions                    | —                               | 750,000.00                    |
| Income and Distributions                 | 173.76                          | 4,365.78                      |
| <b>Total Investment Related Activity</b> | <b>\$173.76</b>                 | <b>\$754,365.78</b>           |
| Checks Deposited                         | 9,082.00                        | 83,910.00                     |
| <b>Total Cash Related Activity</b>       | <b>\$9,082.00</b>               | <b>\$83,910.00</b>            |
| Checks Written                           | —                               | (79,480.47)                   |
| <b>Total Card/Check Activity</b>         | —                               | <b>\$(79,480.47)</b>          |
| <b>CLOSING CASH, BDP, MMFs</b>           | <b>\$1,373,507.06</b>           | <b>\$1,373,507.06</b>         |

INCOME AND DISTRIBUTION SUMMARY

|                                       | This Period<br>(8/1/22-8/31/22) | This Year<br>(1/1/22-8/31/22) |
|---------------------------------------|---------------------------------|-------------------------------|
| Interest                              | \$173.76                        | \$4,365.78                    |
| <b>Income And Distributions</b>       | <b>\$173.76</b>                 | <b>\$4,365.78</b>             |
| <b>Tax-Exempt Income</b>              | —                               | —                             |
| <b>TOTAL INCOME AND DISTRIBUTIONS</b> | <b>\$173.76</b>                 | <b>\$4,365.78</b>             |

Taxable and tax exempt income classifications are based on the characteristics of the underlying securities and not the taxable status of the account.

GAIN/(LOSS) SUMMARY

|                          | Realized This Period<br>(8/1/22-8/31/22) | Realized This Year<br>(1/1/22-8/31/22) | Unrealized<br>Inception to Date<br>(as of 8/31/22) |
|--------------------------|--|--|--|
| <b>TOTAL GAIN/(LOSS)</b> | —  | —                                      | —  |

The Gain/(Loss) Summary, which may change due to basis adjustments, is provided for informational purposes and should not be used for tax preparation. Refer to Gain/(Loss) in the Expanded Disclosures.

## Account Detail

Active Assets Account  
478-064895-108THE BRIDGES COMMUNITY ASSOC  
RESERVE ACCOUNT  
Nickname: Reserve Account

Brokerage Account

Investment Objectives (in order of priority): Income

Inform us if your investment objectives, as defined in the Expanded Disclosures, change.

## HOLDINGS

This section reflects positions purchased/sold on a trade date basis. "Market Value" and "Unrealized Gain/(Loss)" may not reflect the value that could be obtained in the market. Your actual investment return may differ from the unrealized gain/(loss) displayed. Fixed Income securities are sorted by maturity or pre-refunding date, and alphabetically within date. Estimated Annual Income a) is calculated on a pre-tax basis, b) does not include any reduction for applicable non-US withholding taxes, c) may include return of principal or capital gains which could overstate such estimates, and d) for holdings that have a defined maturity date within the next 12 months, is reflected only through maturity date. Actual income or yield may be lower or higher than the estimates. Current Yield reflects the income generated by an investment, and is calculated by dividing the total estimated annual income by the current market value of the entire position. It does not reflect changes in its price. Structured Investments, identified on the Position Description Details line as "Asset Class: Struct Inv," may appear in various statement product categories. When displayed, the accrued interest, annual income and current yield for those with a contingent income feature (e.g., Range Accrual Notes or Contingent Income Notes) are estimates and assume specified accrual conditions are met during the relevant period and payment in full of all contingent interest. For Floating Rate Securities, the accrued interest, annual income and current yield are estimates based on the current floating coupon rate and may not reflect historic rates within the accrual period.

## CASH, BANK DEPOSIT PROGRAM AND MONEY MARKET FUNDS

Cash, Bank Deposit Program, and Money Market Funds are generally displayed on a settlement date basis. You have the right to instruct us to liquidate your bank deposit balance(s) or shares of any money market fund balance(s) at any time and have the proceeds of such liquidation remitted to you. Estimated Annual Income, Accrued Interest, and APY% will only be displayed for fully settled positions.

| Description                      | Market Value          | 7-Day<br>Current Yield % | Est Ann Income    | APY % |
|----------------------------------|-----------------------|--------------------------|-------------------|-------|
| MORGAN STANLEY BANK N.A. #       | \$245,031.19          | —                        | \$368.00          | 0.150 |
| MORGAN STANLEY PRIVATE BANK NA # | 1,128,475.87          | —                        | 1,693.00          | 0.150 |
| <b>BANK DEPOSITS</b>             | <b>\$1,373,507.06</b> |                          | <b>\$2,061.00</b> |       |

|                            | Percentage<br>of Holdings | Market Value          | Est Ann Income    |
|----------------------------|---------------------------|-----------------------|-------------------|
| <b>CASH, BDP, AND MMFs</b> | <b>100.00%</b>            | <b>\$1,373,507.06</b> | <b>\$2,061.00</b> |

# Bank Deposits are held at Morgan Stanley Bank, N.A. and/or Morgan Stanley Private Bank, National Association, affiliates of Morgan Stanley Smith Barney LLC and each a national bank and FDIC member.

|                    | Percentage<br>of Holdings | Total Cost | Market Value          | Unrealized<br>Gain/(Loss) | Est Ann Income<br>Accrued Interest | Current<br>Yield % |
|--------------------|---------------------------|------------|-----------------------|---------------------------|------------------------------------|--------------------|
| <b>TOTAL VALUE</b> | <b>100.00%</b>            | —          | <b>\$1,373,507.06</b> | <b>N/A</b>                | <b>\$2,061.00</b>                  | <b>0.15%</b>       |

Unrealized Gain/(Loss) totals only reflect positions that have both cost basis and market value information available. Cash, MMF, Deposits and positions stating 'Please Provide' or 'Pending Corporate Actions' are not included.

## Account Detail

Active Assets Account  
478-064895-108

THE BRIDGES COMMUNITY ASSOC  
RESERVE ACCOUNT  
Nickname: Reserve Account

## ALLOCATION OF ASSETS

|                                   | Cash                  | Equities | Fixed Income & Preferred Securities | Alternatives | Structured Investments | Other    |
|-----------------------------------|-----------------------|----------|-------------------------------------|--------------|------------------------|----------|
| Cash, BDP, MMFs                   | \$1,373,507.06        | —        | —                                   | —            | —                      | —        |
| <b>TOTAL ALLOCATION OF ASSETS</b> | <b>\$1,373,507.06</b> | <b>—</b> | <b>—</b>                            | <b>—</b>     | <b>—</b>               | <b>—</b> |

## ACTIVITY

### CASH FLOW ACTIVITY BY DATE

| Activity Date               | Settlement Date | Activity Type   | Description                    | Comments                  | Quantity | Price | Credits/(Debits)  |
|-----------------------------|-----------------|-----------------|--------------------------------|---------------------------|----------|-------|-------------------|
| 8/30                        |                 | Check Deposit   | FUNDS RECEIVED                 | CONFIRM#22083020320100019 |          |       | \$9,082.00        |
| 8/31                        |                 | Interest Income | MORGAN STANLEY PRIVATE BANK NA | (Period 08/01-08/31)      |          |       | 142.57            |
| 8/31                        |                 | Interest Income | MORGAN STANLEY BANK N.A.       | (Period 08/01-08/31)      |          |       | 31.19             |
| <b>NET CREDITS/(DEBITS)</b> |                 |                 |                                |                           |          |       | <b>\$9,255.76</b> |

### MONEY MARKET FUND (MMF) AND BANK DEPOSIT PROGRAM ACTIVITY

| Activity Date                  | Activity Type        | Description          | Credits/(Debits)  |
|--------------------------------|----------------------|----------------------|-------------------|
| 8/30                           | Automatic Investment | BANK DEPOSIT PROGRAM | \$9,082.00        |
| 8/31                           | Automatic Investment | BANK DEPOSIT PROGRAM | 142.57            |
| 8/31                           | Automatic Investment | BANK DEPOSIT PROGRAM | 31.19             |
| <b>NET ACTIVITY FOR PERIOD</b> |                      |                      | <b>\$9,255.76</b> |

## MESSAGES

### FINRA BrokerCheck

FINRA has established the public disclosure program, known as BrokerCheck, to provide certain information regarding the disciplinary history of FINRA members and their associated persons. The BrokerCheck Hotline Number is 1-800-289-9999. The FINRA web site address is [www.finra.org](http://www.finra.org). An investor brochure that includes information describing FINRA BrokerCheck may be obtained from FINRA.

### Tips on Protecting Yourself from Fraudulent Account Activity

The safety of our clients is of utmost importance to Morgan Stanley. We are taking this opportunity to alert our clients of the following scams that have been identified by a number of organizations. Please be reminded that you should never provide your account numbers, passwords, or personal information, including your social security number, to anyone you do not know. Example of scams to be aware of:

Treatment scams; Supply scams; Provider scams; Charity scams; Phishing scams; App scams; Investment scams; Tech Support scams; Home Sanitation scams; and Government Assistance scams. If you have any questions regarding these scams, please immediately contact us.

### Senior Investor Helpline

For any inquiries or potential concerns, senior investors or someone acting on their behalf may contact our Firm by calling (800) 280-4534.

### Notice of Updates to your Trade Confirmation

Effective late September or early October 2022, your Morgan Stanley Trade Confirmation(s) will have a new - and easier to read - look. All the same information will be there with an improved, more modern, presentation.



## Account Summary

Active Assets Account  
478-064896-108

THE BRIDGES COMMUNITY ASSOC  
EXCESS OPERATING ACCOUNT  
Nickname: Excess Operating Account

### CHANGE IN VALUE OF YOUR ACCOUNT (includes accrued interest)

|                                     | This Period<br>(8/1/22-8/31/22) | This Year<br>(1/1/22-8/31/22) |
|-------------------------------------|---------------------------------|-------------------------------|
| <b>TOTAL BEGINNING VALUE</b>        | <b>\$121,806.70</b>             | <b>\$121,796.83</b>           |
| Credits                             | —                               | —                             |
| Debits                              | —                               | —                             |
| Security Transfers                  | —                               | —                             |
| <b>Net Credits/Debits/Transfers</b> | <b>—</b>                        | <b>—</b>                      |
| <b>Change in Value</b>              | <b>15.51</b>                    | <b>25.38</b>                  |
| <b>TOTAL ENDING VALUE</b>           | <b>\$121,822.21</b>             | <b>\$121,822.21</b>           |

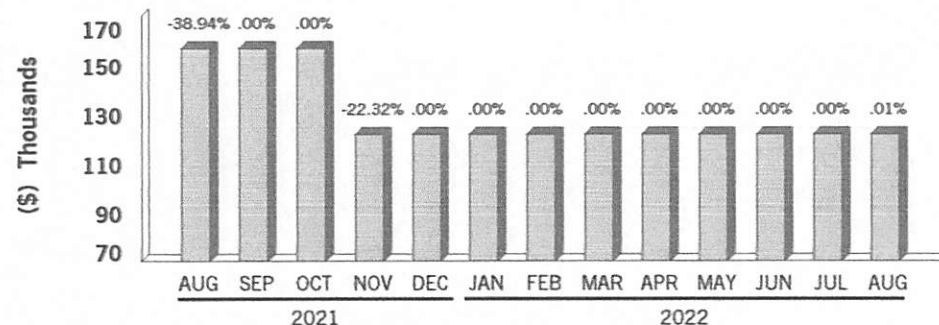
### ASSET ALLOCATION (includes accrued interest)

|                    | Market Value        | Percentage     |
|--------------------|---------------------|----------------|
| Cash               | \$121,822.21        | 100.00         |
| <b>TOTAL VALUE</b> | <b>\$121,822.21</b> | <b>100.00%</b> |

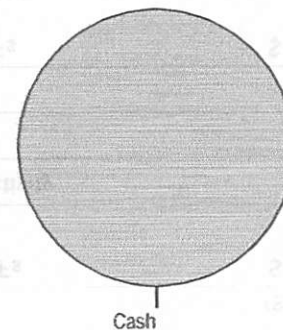
FDIC rules apply and Bank Deposits are eligible for FDIC insurance but are not covered by SIPC. Cash and securities (including MMFs) are eligible for SIPC coverage. See Expanded Disclosures. Values may include assets externally held, as a courtesy, and may not be covered by SIPC. Foreign Exchange (FX) is neither FDIC nor SIPC insured. For additional information, refer to the corresponding section of this statement.

### MARKET VALUE OVER TIME

The below chart displays the most recent thirteen months of Market Value.



The percentages above represent the change in dollar value from the prior period. They do not represent account investment performance, as they do not consider the impact of contributions and withdrawals, nor other factors that may have affected performance calculations.



This asset allocation represents holdings on a trade date basis, and projected settled Cash/BDP and MMF balances. These classifications do not constitute a recommendation and may differ from the classification of instruments for regulatory or tax purposes.

Account Summary

Active Assets Account  
478-064896-108

THE BRIDGES COMMUNITY ASSOC  
EXCESS OPERATING ACCOUNT  
Nickname: Excess Operating Account

BALANCE SHEET <sup>(^ includes accrued interest)</sup>

|  | Last Period<br>(as of 7/31/22) | This Period<br>(as of 8/31/22) |
|--|--------------------------------|--------------------------------|
| Cash, BDP, MMFs                                | \$121,806.70                   | \$121,822.21                   |
| <b>Total Assets</b>                            | <b>\$121,806.70</b>            | <b>\$121,822.21</b>            |
| <b>Total Liabilities</b> (outstanding balance) | —                              | —                              |
| <b>TOTAL VALUE</b>                             | <b>\$121,806.70</b>            | <b>\$121,822.21</b>            |

INCOME AND DISTRIBUTION SUMMARY

|                                       | This Period<br>(8/1/22-8/31/22) | This Year<br>(1/1/22-8/31/22) |
|---------------------------------------|---------------------------------|-------------------------------|
| Interest                              | \$15.51                         | \$25.38                       |
| <b>Income And Distributions</b>       | <b>\$15.51</b>                  | <b>\$25.38</b>                |
| <b>Tax-Exempt Income</b>              | —                               | —                             |
| <b>TOTAL INCOME AND DISTRIBUTIONS</b> | <b>\$15.51</b>                  | <b>\$25.38</b>                |

*Taxable and tax exempt income classifications are based on the characteristics of the underlying securities and not the taxable status of the account.*

CASH FLOW

|  | This Period<br>(8/1/22-8/31/22) | This Year<br>(1/1/22-8/31/22) |
|--|---------------------------------|-------------------------------|
| <b>OPENING CASH, BDP, MMFs</b>           | <b>\$121,806.70</b>             | <b>\$121,796.83</b>           |
| Income and Distributions                 | 15.51                           | 25.38                         |
| <b>Total Investment Related Activity</b> | <b>\$15.51</b>                  | <b>\$25.38</b>                |
| <b>Total Cash Related Activity</b>       | —                               | —                             |
| <b>Total Card/Check Activity</b>         | —                               | —                             |
| <b>CLOSING CASH, BDP, MMFs</b>           | <b>\$121,822.21</b>             | <b>\$121,822.21</b>           |

GAIN/(LOSS) SUMMARY

|                          | Realized This Period<br>(8/1/22-8/31/22) | Realized This Year<br>(1/1/22-8/31/22) | Unrealized<br>Inception to Date<br>(as of 8/31/22) |
|--------------------------|--|--|--|
| <b>TOTAL GAIN/(LOSS)</b> | —  | —                                      | —  |

*The Gain/(Loss) Summary, which may change due to basis adjustments, is provided for informational purposes and should not be used for tax preparation. Refer to Gain/(Loss) in the Expanded Disclosures.*

CLIENT STATEMENT | For the Period August 1-31, 2022

Page 13 of 14

## Account Detail

Active Assets Account  
478-064896-108THE BRIDGES COMMUNITY ASSOC  
EXCESS OPERATING ACCOUNT  
Nickname: Excess Operating Account

Brokerage Account

Investment Objectives (in order of priority): Income

Inform us if your investment objectives, as defined in the Expanded Disclosures, change.

## HOLDINGS

This section reflects positions purchased/sold on a trade date basis. "Market Value" and "Unrealized Gain/(Loss)" may not reflect the value that could be obtained in the market. Your actual investment return may differ from the unrealized gain/(loss) displayed. Fixed Income securities are sorted by maturity or pre-refunding date, and alphabetically within date. Estimated Annual Income a) is calculated on a pre-tax basis, b) does not include any reduction for applicable non-US withholding taxes, c) may include return of principal or capital gains which could overstate such estimates, and d) for holdings that have a defined maturity date within the next 12 months, is reflected only through maturity date. Actual income or yield may be lower or higher than the estimates. Current Yield reflects the income generated by an investment, and is calculated by dividing the total estimated annual income by the current market value of the entire position. It does not reflect changes in its price. Structured Investments, identified on the Position Description Details line as "Asset Class: Struct Inv," may appear in various statement product categories. When displayed, the accrued interest, annual income and current yield for those with a contingent income feature (e.g., Range Accrual Notes or Contingent Income Notes) are estimates and assume specified accrual conditions are met during the relevant period and payment in full of all contingent interest. For Floating Rate Securities, the accrued interest, annual income and current yield are estimates based on the current floating coupon rate and may not reflect historic rates within the accrual period.

## CASH, BANK DEPOSIT PROGRAM AND MONEY MARKET FUNDS

Cash, Bank Deposit Program, and Money Market Funds are generally displayed on a settlement date basis. You have the right to instruct us to liquidate your bank deposit balance(s) or shares of any money market fund balance(s) at any time and have the proceeds of such liquidation remitted to you. Estimated Annual Income, Accrued Interest, and APY% will only be displayed for fully settled positions.

| Description                      | Market Value | 7-Day<br>Current Yield % | Est Ann Income | APY % |
|----------------------------------|--------------|--------------------------|----------------|-------|
| MORGAN STANLEY PRIVATE BANK NA # | \$121,822.21 | —                        | \$183.00       | 0.150 |

|                     | Percentage<br>of Holdings | Market Value | Est Ann Income |
|---------------------|---------------------------|--------------|----------------|
| CASH, BDP, AND MMFs | 100.00%                   | \$121,822.21 | \$183.00       |

# Bank Deposits are held at Morgan Stanley Bank, N.A. and/or Morgan Stanley Private Bank, National Association, affiliates of Morgan Stanley Smith Barney LLC and each a national bank and FDIC member.

|             | Percentage<br>of Holdings | Total Cost | Market Value | Unrealized<br>Gain/(Loss) | Est Ann Income<br>Accrued Interest | Current<br>Yield % |
|-------------|---------------------------|------------|--------------|---------------------------|------------------------------------|--------------------|
| TOTAL VALUE | 100.00%                   | —          | \$121,822.21 | N/A                       | \$183.00                           | 0.15%              |

Unrealized Gain/(Loss) totals only reflect positions that have both cost basis and market value information available. Cash, MMF, Deposits and positions stating 'Please Provide' or 'Pending Corporate Actions' are not included.

## ALLOCATION OF ASSETS

|                            | Cash         | Equities | Fixed Income &<br>Preferred Securities | Alternatives | Structured<br>Investments | Other |
|----------------------------|--------------|----------|--|--------------|---------------------------|-------|
| Cash, BDP, MMFs            | \$121,822.21 | —        | —                                      | —            | —                         | —     |
| TOTAL ALLOCATION OF ASSETS | \$121,822.21 | —        | —                                      | —            | —                         | —     |

Account Detail

Active Assets Account  
478-064896-108

THE BRIDGES COMMUNITY ASSOC  
EXCESS OPERATING ACCOUNT  
Nickname: Excess Operating Account

ACTIVITY

CASH FLOW ACTIVITY BY DATE

| Activity Date               | Settlement Date | Activity Type   | Description                    | Comments             | Quantity | Price | Credits/(Debits) |
|-----------------------------|-----------------|-----------------|--------------------------------|----------------------|----------|-------|------------------|
| 8/31                        |                 | Interest Income | MORGAN STANLEY PRIVATE BANK NA | (Period 08/01-08/31) |          |       | \$15.51          |
| <b>NET CREDITS/(DEBITS)</b> |                 |                 |                                |                      |          |       | <b>\$15.51</b>   |

MONEY MARKET FUND (MMF) AND BANK DEPOSIT PROGRAM ACTIVITY

| Activity Date | Activity Type        | Description          | Credits/(Debits) |
|---------------|----------------------|----------------------|------------------|
| 8/31          | Automatic Investment | BANK DEPOSIT PROGRAM | \$15.51          |

MESSAGES

FINRA BrokerCheck

FINRA has established the public disclosure program, known as BrokerCheck, to provide certain information regarding the disciplinary history of FINRA members and their associated persons. The BrokerCheck Hotline Number is 1-800-289-9999. The FINRA web site address is [www.finra.org](http://www.finra.org). An investor brochure that includes information describing FINRA BrokerCheck may be obtained from FINRA.

Tips on Protecting Yourself from Fraudulent Account Activity

The safety of our clients is of utmost importance to Morgan Stanley. We are taking this opportunity to alert our clients of the following scams that have been identified by a number of organizations. Please be reminded that you should never provide your account numbers, passwords, or personal information, including your social security number, to anyone you do not know. Example of scams to be aware of:

Treatment scams; Supply scams; Provider scams; Charity scams; Phishing scams; App scams; Investment scams; Tech Support scams; Home Sanitation scams; and Government Assistance scams. If you have any questions regarding these scams, please immediately contact us.

Senior Investor Helpline

For any inquiries or potential concerns, senior investors or someone acting on their behalf may contact our Firm by calling (800) 280-4534.

Notice of Updates to your Trade Confirmation

Effective late September or early October 2022, your Morgan Stanley Trade Confirmation(s) will have a new - and easier to read - look. All the same information will be there with an improved, more modern, presentation.



# Check Register with Detail

Check Date 8/26/2022 To 9/25/2022 11:59:00 PM

## Bridges Comm Assoc

| Check #                       | Check Date | Ctrl #       | Vendor  | Department | Amount    | Status    |
|-------------------------------|------------|--------------|---|------------|-----------|-----------|
| Invoice #                     |            | Expense Memo |   |            |           |           |
| <b>CIT Checking</b>           |            |              |   |            |           | <b>13</b> |
| Auto                          | 9/7/2022   | 805986       | <b>Walters Management</b>   |            | 4,270.00  | PAID      |
| Inv. # MGMT1810545            |            | 661000       | Property Management<br>BASE MTHLY MGMT FEE                          | Operating  | 2,850.00  |           |
| Inv. # MGMT1810545            |            | 810340       | CC1 Management Fee<br>CC I MTHLY MGMT FEE                           | Operating  | 400.00    |           |
| Inv. # MGMT1810545            |            | 820260       | CC2 Management Fee<br>CC II MTHLY MGMT FEE                          | Operating  | 300.00    |           |
| Inv. # MGMT1810545            |            | 830210       | CC3 Management Fee<br>CC III MTHLY MGMT FEE                         | Operating  | 100.00    |           |
| Inv. # MGMT1810545            |            | 650000       | Administrative Expenses<br>MTHLY WEB SITE MAINT                     | Operating  | 120.00    |           |
| Inv. # MGMT1810545            |            | 661030       | Arch Maintenance Fee<br>MTHLY ARCH MAINT FEE                        | Operating  | 500.00    |           |
| Auto                          | 9/15/2022  | 800533       | <b>Olivenhain Municipal Water District</b>                          |            | 2,695.15  | PAID      |
| Inv. # 09221052953120510      |            | 820050       | CC2 Water<br>1052953-120510 07/11-08/10/22                          | Operating  | 2,695.15  |           |
| Auto                          | 9/15/2022  | 807833       | <b>Walters Management</b>   |            | 777.54    | PAID      |
| Inv. # 202209258CB            |            | 650000       | Administrative Expenses<br>SEP CHARGEBACKS                          | Operating  | 777.54    |           |
| Auto                          | 9/21/2022  | 810766       | <b>Farmers Insurance Exchange</b>                                   |            | 637.91    | PAID      |
| Inv. # 0922F00777477800100001 |            | 654000       | Insurance<br>F007774778-001-00001 WC & HABITATIONAL SEP INSTALLMENT | Operating  | 637.91    |           |
| Auto                          | 9/22/2022  | 805896       | <b>Olivenhain Municipal Water District</b>                          |            | 17,834.87 | PAID      |
| Inv. # 09221052953999999      |            | 810180       | CC1 Water<br>1052953-999999 07/11-08/10/22                          | Operating  | 5,135.29  |           |
| Inv. # 09221052953999999      |            | 621100       | Water Irrigation<br>1052953-999999 07/11-08/10/22                   | Operating  | 12,699.58 |           |
| Auto                          | 9/23/2022  | 806086       | <b>San Diego Gas &amp; Electric</b>                                 |            | 125.24    | PAID      |
| Inv. # 09220002925587331      |            | 620000       | Electricity<br>0002 9255 8733 1 08/09-09/07/22                      | Operating  | 125.24    |           |
| Auto                          | 9/23/2022  | 806087       | <b>San Diego Gas &amp; Electric</b>                                 |            | 26.97     | PAID      |
| Inv. # 09220002966134134      |            | 620000       | Electricity<br>0002 9661 3413 4 08/09-09/07/22                      | Operating  | 26.97     |           |
| Auto                          | 9/23/2022  | 806088       | <b>San Diego Gas &amp; Electric</b>                                 |            | 54.29     | PAID      |
| Inv. # 09220032799137665      |            | 620000       | Electricity<br>0032799137665 - 08/09-09/07/22                       | Operating  | 54.29     |           |
| 31452                         | 9/21/2022  | 806166       | <b>The Bridges</b>  |            | 9,082.00  | PAID      |
|                               |            | 901110       | General Replacement<br>Reserve Contribution                         | Operating  | 6,694.00  |           |
|                               |            | 910060       | CC1R Gen Replacement<br>Reserve Contribution                        | Operating  | 1,967.00  |           |
|                               |            | 920060       | CC2R Gen Replacement<br>Reserve Contribution                        | Operating  | 181.00    |           |

# Check Register with Detail

Check Date 8/26/2022 To 9/25/2022 11:59:00 PM

## Bridges Comm Assoc

| Check #             | Check Date | Ctrl #       | Vendor   | Department | Amount    | Status |
|---------------------|------------|--------------|--|------------|-----------|--------|
| Invoice #           |            | Expense Memo |  |            |           |        |
|                     |            | 930020       | CC3R Gen Replacement Reserve Contribution                    | Operating  | 240.00    |        |
| 31453               | 9/23/2022  | 80676        | <b>The Bridges Club</b>                                      |            | 67,885.49 | PAID   |
| Inv. # 130208012022 |            | 634550       | Shared Use Expense AUG SHARED USE                            | Operating  | 67,885.49 |        |
| 31454               | 9/23/2022  | 80679        | <b>UgMO Technologies</b>                                     |            | 1,280.00  | PAID   |
| Inv. # 8513         |            | 639000       | Landscaping AUG SVC  | Operating  | 1,280.00  |        |
| 31455               | 9/23/2022  | 80681        | <b>KJA Consulting</b>  |            | 2,600.00  | PAID   |
| Inv. # KJA168       |            | 651000       | Professional Fees Onsite Consulting - AUG                    | Operating  | 2,600.00  |        |
| 31456               | 9/23/2022  | 80686        | <b>Cleanlot Maintenance Svcs</b>                             |            | 1,974.50  | PAID   |
| Inv. # 225584       |            | 634052       | Private Streets & Driveways AUG SVC                          | Operating  | 1,974.50  |        |
| 31457               | 9/23/2022  | 80687        | <b>The Bridges Club</b>                                      |            | 1,400.00  | PAID   |
| Inv. # 1300083022   |            | 820210       | CC2 Landscaping AUG GROVES LANDSCAPE                         | Operating  | 1,400.00  |        |
| 31458               | 9/23/2022  | 80687        | <b>The Bridges Club</b>                                      |            | 1,689.66  | PAID   |
| Inv. # 1301083022   |            | 621100       | Water Irrigation AUG WATR REIMBURSE                          | Operating  | 1,689.66  |        |
| 31459               | 9/23/2022  | 80687        | <b>The Bridges Club</b>                                      |            | 3,440.00  | PAID   |
| Inv. # 1303083022   |            | 639000       | Landscaping AUG ENTRY NODES                                  | Operating  | 3,440.00  |        |
| 31460               | 9/23/2022  | 80690        | <b>C. Casey Landscape Construction Inc.</b>                  |            | 17,345.00 | PAID   |
| Inv. # BE222        |            | 810110       | CC1 Lndscp Supplies August EXTRAS                            | Operating  | 11,705.00 |        |
| Inv. # BE222        |            | 810110       | CC1 Lndscp Supplies JULY SERVICE                             | Operating  | 5,640.00  |        |
| 31461               | 9/23/2022  | 80690        | <b>Rockey Murata Landscaping Inc</b>                         |            | 4,600.00  | PAID   |
| Inv. # 082296L      |            | 639000       | Landscaping AUG SVC  | Operating  | 4,600.00  |        |
| 31462               | 9/23/2022  | 80706        | <b>DiNino Insurance Agency</b>                               |            | 1,994.00  | PAID   |
| Inv. # 2429         |            | 654000       | Insurance UMBRELLA POLICY                                    | Operating  | 1,994.00  |        |
| 31463               | 9/25/2022  | 80725        | <b>C. Casey Landscape Construction Inc.</b>                  |            | 17,450.00 | PAID   |
| Inv. # B121         |            | 810280       | CC1 Landscaping JULY SERVICE                                 | Operating  | 8,800.00  |        |
| Inv. # B121         |            | 639000       | Landscaping JULY SERVICE                                     | Operating  | 7,800.00  |        |
| Inv. # B121         |            | 634000       | Repairs & Maintenance Equip vehicle and storage for C. Casey | Operating  | 850.00    |        |

# Check Register with Detail

Check Date 8/26/2022 To 9/25/2022 11:59:00 PM

## Bridges Comm Assoc

| Check #   | Check Date | Ctrl #  | Vendor |            |        |        |
|-----------|------------|---------|--------|------------|--------|--------|
| Invoice # |            | Expense |        | Department | Amount | Status |
|           |            | Memo    |        |            |        |        |

|  |                              |                   |
|--|------------------------------|-------------------|
|  | <b>Total</b>                 | <b>157,162.62</b> |
|  | <b>Voided</b>                | <b>0.00</b>       |
|  | <b>CIT Checking TOTAL \$</b> | <b>157,162.62</b> |

Bridges Comm Assoc  
General Ledger Summary

Posted 8/26/2022 To 9/25/2022 11:59:00 PM

| Posted  | Transaction | Source | Note   | Debit      | Credit     | Balance             |
|---|-------------|--------|--|------------|------------|---------------------|
| <b>Operating</b>                                      |             |        |  |            |            |                     |
| <b>100000 CIT Checking *****5808</b>                  |             |        |  |            |            | <b>63,332.07</b>    |
| 8/26/2022   | 8/26/2022   | A/R    | Lockbox  | 5,222.00   |            | 68,554.07           |
| 8/29/2022   | 8/29/2022   | A/R    | Lockbox  | 7,807.00   |            | 76,361.07           |
| 8/30/2022   | 8/30/2022   | A/R    | Lockbox  | 4,931.00   |            | 81,292.07           |
| 8/31/2022   | 8/31/2022   | A/R    | Lockbox  | 4,176.00   |            | 85,468.07           |
| 9/1/2022  | 9/1/2022    | A/R    | Lockbox  | 17,354.00  |            | 102,822.07          |
| 9/2/2022  | 9/2/2022    | A/R    | Lockbox  | 30,068.00  |            | 132,890.07          |
| 9/6/2022  | 9/6/2022    | A/R    | Lockbox  | 7,829.00   |            | 140,719.07          |
| 9/7/2022  | 9/7/2022    | A/R    | Lockbox  | 38,498.00  |            | 179,217.07          |
| 9/7/2022  | 9/7/2022    | A/R    | Lockbox  | 3,849.00   |            | 183,066.07          |
| 9/7/2022  | 9/7/2022    | A/R    | Adjustment Batch                                     |            | 530.00     | 182,536.07          |
| 9/7/2022  | 9/7/2022    | A/P    | A/P Voucher Post: Chk# Auto: Walters Management      |            | 4,270.00   | 178,266.07          |
| 9/8/2022  | 9/8/2022    | A/R    | Lockbox  | 5,083.00   |            | 183,349.07          |
| 9/9/2022  | 9/9/2022    | A/R    | Lockbox  | 3,478.00   |            | 186,827.07          |
| 9/12/2022   | 9/12/2022   | A/R    | Lockbox  | 5,022.00   |            | 191,849.07          |
| 9/13/2022   | 9/13/2022   | A/R    | Lockbox  | 3,975.00   |            | 195,824.07          |
| 9/14/2022   | 9/14/2022   | A/R    | Lockbox  | 1,383.00   |            | 197,207.07          |
| 9/15/2022   | 9/15/2022   | A/P    | A/P Voucher Post: Chk# Auto: Olivenhain Municipal W: |            | 2,695.15   | 194,511.92          |
| 9/15/2022   | 9/15/2022   | A/R    | Lockbox  | 530.00     |            | 195,041.92          |
| 9/15/2022   | 9/15/2022   | A/R    | Lockbox  | 1,216.00   |            | 196,257.92          |
| 9/15/2022   | 9/15/2022   | A/P    | A/P Voucher Post: Chk# Auto: Walters Management      |            | 777.54     | 195,480.38          |
| 9/16/2022   | 9/16/2022   | A/R    | Lockbox  | 686.00     |            | 196,166.38          |
| 9/19/2022   | 9/19/2022   | A/R    | Lockbox  | 1,498.00   |            | 197,664.38          |
| 9/21/2022   | 9/21/2022   | A/P    | A/P Voucher Post: Chk# 31452: The Bridges            |            | 9,082.00   | 188,582.38          |
| 9/21/2022   | 9/21/2022   | A/P    | A/P Voucher Post: Chk# Auto: Farmers Insurance Exc   |            | 637.91     | 187,944.47          |
| 9/22/2022   | 9/22/2022   | A/P    | A/P Voucher Post: Chk# Auto: Olivenhain Municipal W: |            | 17,834.87  | 170,109.60          |
| 9/23/2022   | 9/23/2022   | A/P    | A/P Voucher Post: Chk# Auto: San Diego Gas & Electr  |            | 125.24     | 169,984.36          |
| 9/23/2022   | 9/23/2022   | A/P    | A/P Voucher Post: Chk# Auto: San Diego Gas & Electr  |            | 26.97      | 169,957.39          |
| 9/23/2022   | 9/23/2022   | A/P    | A/P Voucher Post: Chk# Auto: San Diego Gas & Electr  |            | 54.29      | 169,903.10          |
| 9/23/2022   | 9/23/2022   | A/P    | A/P Voucher Post: Chk# 31453: The Bridges Club       |            | 67,885.49  | 102,017.61          |
| 9/23/2022   | 9/23/2022   | A/P    | A/P Voucher Post: Chk# 31454: UgMO Technologies      |            | 1,280.00   | 100,737.61          |
| 9/23/2022   | 9/23/2022   | A/P    | A/P Voucher Post: Chk# 31455: KJA Consulting         |            | 2,600.00   | 98,137.61           |
| 9/23/2022   | 9/23/2022   | A/P    | A/P Voucher Post: Chk# 31456: Cleanlot Maintenance   |            | 1,974.50   | 96,163.11           |
| 9/23/2022   | 9/23/2022   | A/P    | A/P Voucher Post: Chk# 31457: The Bridges Club       |            | 1,400.00   | 94,763.11           |
| 9/23/2022   | 9/23/2022   | A/P    | A/P Voucher Post: Chk# 31458: The Bridges Club       |            | 1,689.66   | 93,073.45           |
| 9/23/2022   | 9/23/2022   | A/P    | A/P Voucher Post: Chk# 31459: The Bridges Club       |            | 3,440.00   | 89,633.45           |
| 9/23/2022   | 9/23/2022   | A/P    | A/P Voucher Post: Chk# 31460: C. Casey Landscape     |            | 17,345.00  | 72,288.45           |
| 9/23/2022   | 9/23/2022   | A/P    | A/P Voucher Post: Chk# 31461: Rockey Murata Lands    |            | 4,600.00   | 67,688.45           |
| 9/23/2022   | 9/23/2022   | A/P    | A/P Voucher Post: Chk# 31462: DiNino Insurance Age   |            | 1,994.00   | 65,694.45           |
| 9/23/2022   | 9/23/2022   | A/R    | Lockbox  | 1,388.00   |            | 67,082.45           |
| 9/25/2022   | 9/25/2022   | A/P    | A/P Voucher Post: Chk# 31463: C. Casey Landscape     |            | 17,450.00  | 49,632.45           |
| 9/25/2022   | 9/25/2022   | G/L    | Bank Reconcile: Service Fee Charge                   |            | 10.00      | 49,622.45           |
|   |             |        | Net Change: (13,709.62)                              | 143,993.00 | 157,702.62 | 49,622.45           |
| <b>100130 Morgan Stanley Excess Op Cash *****9141</b> |             |        |  |            |            | <b>121,806.70</b>   |
| 8/31/2022   | 8/31/2022   | G/L    | Bank Reconcile: Interest Earned                      | 15.51      |            | 121,822.21          |
|   |             |        | Net Change: 15.51                                    | 15.51      | 0.00       | 121,822.21          |
| <b>102350 Morgan Stanley Reserve Cash *****9125</b>   |             |        |  |            |            | <b>1,373,333.30</b> |
| 9/21/2022   | 9/21/2022   | G/L    | Monthly Reserve Contribution                         | 9,082.00   |            | 1,382,415.30        |
| 9/25/2022   | 9/25/2022   | G/L    | Bank Reconcile: Interest Earned                      | 173.76     |            | 1,382,589.06        |
|   |             |        | Net Change: 9,255.76                                 | 9,255.76   | 0.00       | 1,382,589.06        |



Bridges Comm Assoc  
General Ledger Summary

Posted 8/26/2022 To 9/25/2022 11:59:00 PM

| Posted                            | Transaction | Source | Note                           | Debit      | Credit     | Balance         |
|-----------------------------------|-------------|--------|--------------------------------|------------|------------|-----------------|
| <b>110000 Accounts Receivable</b> |             |        |                                |            |            | <b>2,436.00</b> |
| 9/1/2022                          | 9/1/2022    | A/R    | Billing                        | 148,807.00 |            | 151,243.00      |
| 9/9/2022                          | 9/1/2022    | A/R    | New Resident: Void Transaction | 530.00     | 530.00     | 151,243.00      |
| 9/7/2022                          | 9/7/2022    | A/R    | Apply Credit                   | 35.00      | 91,701.00  | 59,577.00       |
| 9/7/2022                          | 9/7/2022    | A/R    | Apply Credit                   |            | 38,498.00  | 21,079.00       |
| 9/7/2022                          | 9/7/2022    | A/R    | Apply Credit                   |            | 3,849.00   | 17,230.00       |
| 9/7/2022                          | 9/7/2022    | A/R    | Adjustment Batch               | 565.00     |            | 17,795.00       |
| 9/8/2022                          | 9/8/2022    | A/R    | Apply Credit                   |            | 4,568.00   | 13,227.00       |
| 9/9/2022                          | 9/9/2022    | A/R    | Apply Credit                   |            | 2,433.00   | 10,794.00       |
| 9/12/2022                         | 9/12/2022   | A/R    | Apply Credit                   |            | 2,448.00   | 8,346.00        |
| 9/16/2022                         | 9/12/2022   | A/R    | Late Fee                       | 25.00      |            | 8,371.00        |
| 9/13/2022                         | 9/13/2022   | A/R    | Apply Credit                   |            | 1,729.00   | 6,642.00        |
| 9/14/2022                         | 9/14/2022   | A/R    | Apply Credit                   |            | 858.00     | 5,784.00        |
| 9/15/2022                         | 9/15/2022   | A/R    | Apply Credit                   |            | 530.00     | 5,254.00        |
| 9/15/2022                         | 9/15/2022   | A/R    | Apply Credit                   |            | 1,216.00   | 4,038.00        |
| 9/16/2022                         | 9/16/2022   | A/R    | Late Fee                       | 30.00      |            | 4,068.00        |
| 9/19/2022                         | 9/19/2022   | A/R    | Apply Credit                   |            | 1,060.00   | 3,008.00        |
| 9/23/2022                         | 9/20/2022   | A/R    | Late Fee                       | 25.00      |            | 3,033.00        |
| 9/25/2022                         | 9/25/2022   | G/L    | A/R Adjustment                 |            | 35.00      | 2,998.00        |
| Net Change: 562.00                |             |        |                                | 150,017.00 | 149,455.00 | 2,998.00        |

**210000 Prepaid Assessments**

|           |           |     |                |           |           |                    |
|-----------|-----------|-----|----------------|-----------|-----------|--------------------|
|           |           |     |                |           |           | <b>(54,907.79)</b> |
| 8/26/2022 | 8/26/2022 | A/R | Lockbox        |           | 5,222.00  | (60,129.79)        |
| 8/29/2022 | 8/29/2022 | A/R | Lockbox        |           | 7,807.00  | (67,936.79)        |
| 8/30/2022 | 8/30/2022 | A/R | Lockbox        |           | 4,931.00  | (72,867.79)        |
| 8/31/2022 | 8/31/2022 | A/R | Lockbox        |           | 4,176.00  | (77,043.79)        |
| 9/1/2022  | 9/1/2022  | A/R | Lockbox        |           | 17,354.00 | (94,397.79)        |
| 9/2/2022  | 9/2/2022  | A/R | Lockbox        |           | 30,068.00 | (124,465.79)       |
| 9/6/2022  | 9/6/2022  | A/R | Lockbox        |           | 7,829.00  | (132,294.79)       |
| 9/7/2022  | 9/7/2022  | A/R | Apply Credit   | 91,666.00 |           | (40,628.79)        |
| 9/7/2022  | 9/7/2022  | A/R | Lockbox        |           | 38,498.00 | (79,126.79)        |
| 9/7/2022  | 9/7/2022  | A/R | Apply Credit   | 38,498.00 |           | (40,628.79)        |
| 9/7/2022  | 9/7/2022  | A/R | Lockbox        |           | 3,849.00  | (44,477.79)        |
| 9/7/2022  | 9/7/2022  | A/R | Apply Credit   | 3,849.00  |           | (40,628.79)        |
| 9/8/2022  | 9/8/2022  | A/R | Lockbox        |           | 5,083.00  | (45,711.79)        |
| 9/8/2022  | 9/8/2022  | A/R | Apply Credit   | 4,568.00  |           | (41,143.79)        |
| 9/9/2022  | 9/9/2022  | A/R | Lockbox        |           | 3,478.00  | (44,621.79)        |
| 9/9/2022  | 9/9/2022  | A/R | Apply Credit   | 2,433.00  |           | (42,188.79)        |
| 9/12/2022 | 9/12/2022 | A/R | Lockbox        |           | 5,022.00  | (47,210.79)        |
| 9/12/2022 | 9/12/2022 | A/R | Apply Credit   | 2,448.00  |           | (44,762.79)        |
| 9/13/2022 | 9/13/2022 | A/R | Lockbox        |           | 3,975.00  | (48,737.79)        |
| 9/13/2022 | 9/13/2022 | A/R | Apply Credit   | 1,729.00  |           | (47,008.79)        |
| 9/14/2022 | 9/14/2022 | A/R | Lockbox        |           | 1,383.00  | (48,391.79)        |
| 9/14/2022 | 9/14/2022 | A/R | Apply Credit   | 858.00    |           | (47,533.79)        |
| 9/15/2022 | 9/15/2022 | A/R | Lockbox        |           | 530.00    | (48,063.79)        |
| 9/15/2022 | 9/15/2022 | A/R | Apply Credit   | 530.00    |           | (47,533.79)        |
| 9/15/2022 | 9/15/2022 | A/R | Lockbox        |           | 1,216.00  | (48,749.79)        |
| 9/15/2022 | 9/15/2022 | A/R | Apply Credit   | 1,216.00  |           | (47,533.79)        |
| 9/16/2022 | 9/16/2022 | A/R | Lockbox        |           | 686.00    | (48,219.79)        |
| 9/19/2022 | 9/19/2022 | A/R | Lockbox        |           | 1,498.00  | (49,717.79)        |
| 9/19/2022 | 9/19/2022 | A/R | Apply Credit   | 1,060.00  |           | (48,657.79)        |
| 9/23/2022 | 9/23/2022 | A/R | Lockbox        |           | 1,388.00  | (50,045.79)        |
| 9/25/2022 | 9/25/2022 | G/L | A/R Adjustment | 35.00     |           | (50,010.79)        |

Bridges Comm Assoc  
General Ledger Summary

Posted 8/26/2022 To 9/25/2022 11:59:00 PM

| Posted    | Transaction | Source | Note                            | Debit      | Credit     | Balance                                 |
|-----------|-------------|--------|---------------------------------|------------|------------|---|
|           |             |        | Net Change: 4,897.00            | 148,890.00 | 143,993.00 | (50,010.79)                             |
|           |             |        |                                 |            |            | <b>0.00</b>                             |
|           |             |        |                                 |            |            | <b>210025 Collection Costs Due Mgmt</b> |
| 9/7/2022  | 9/7/2022    | A/R    | Adjustment Batch                |            | 25.00      | (25.00)                                 |
|           |             |        | Net Change: (25.00)             | 0.00       | 25.00      | (25.00)                                 |
|           |             |        |                                 |            |            | <b>301110 General Replacement</b>       |
|           |             |        |                                 |            |            | <b>(1,116,895.63)</b>                   |
| 9/21/2022 | 9/21/2022   | G/L    | Monthly Reserve Contribution    |            | 6,694.00   | (1,123,589.63)                          |
|           |             |        | Net Change: (6,694.00)          | 0.00       | 6,694.00   | (1,123,589.63)                          |
|           |             |        |                                 |            |            | <b>301290 Interest</b>                  |
|           |             |        |                                 |            |            | <b>(4,415.05)</b>                       |
| 8/31/2022 | 8/31/2022   | G/L    | Bank Reconcile: Interest Earned |            | 15.51      | (4,430.56)                              |
| 9/25/2022 | 9/25/2022   | G/L    | Bank Reconcile: Interest Earned |            | 173.76     | (4,604.32)                              |
| 9/25/2022 | 9/25/2022   | G/L    | Interest Income                 | 15.51      |            | (4,588.81)                              |
|           |             |        | Net Change: (173.76)            | 15.51      | 189.27     | (4,588.81)                              |
|           |             |        |                                 |            |            | <b>310060 CC1R Gen Replacement</b>      |
|           |             |        |                                 |            |            | <b>(209,564.72)</b>                     |
| 9/21/2022 | 9/21/2022   | G/L    | Monthly Reserve Contribution    |            | 1,967.00   | (211,531.72)                            |
|           |             |        | Net Change: (1,967.00)          | 0.00       | 1,967.00   | (211,531.72)                            |
|           |             |        |                                 |            |            | <b>320060 CC2R Gen Replacement</b>      |
|           |             |        |                                 |            |            | <b>(25,386.70)</b>                      |
| 9/21/2022 | 9/21/2022   | G/L    | Monthly Reserve Contribution    |            | 181.00     | (25,567.70)                             |
|           |             |        | Net Change: (181.00)            | 0.00       | 181.00     | (25,567.70)                             |
|           |             |        |                                 |            |            | <b>330020 CC3R Gen Replacement</b>      |
|           |             |        |                                 |            |            | <b>(17,071.20)</b>                      |
| 9/21/2022 | 9/21/2022   | G/L    | Monthly Reserve Contribution    |            | 240.00     | (17,311.20)                             |
|           |             |        | Net Change: (240.00)            | 0.00       | 240.00     | (17,311.20)                             |
|           |             |        |                                 |            |            | <b>399990 Retained Earnings</b>         |
|           |             |        |                                 |            |            | <b>(150,393.46)</b>                     |
|           |             |        |                                 |            |            | <b>502000 Assessment Income</b>         |
|           |             |        |                                 |            |            | <b>(1,000,640.00)</b>                   |
| 9/1/2022  | 9/1/2022    | A/R    | Billing                         |            | 125,080.00 | (1,125,720.00)                          |
| 9/9/2022  | 9/1/2022    | A/R    | New Resident: Void Transaction  | 530.00     | 530.00     | (1,125,720.00)                          |
|           |             |        | Net Change: (125,080.00)        | 530.00     | 125,610.00 | (1,125,720.00)                          |
|           |             |        |                                 |            |            | <b>502200 Unrefundable</b>              |
|           |             |        |                                 |            |            | <b>(1,545.00)</b>                       |
|           |             |        |                                 |            |            | <b>502720 Late Charges</b>              |
|           |             |        |                                 |            |            | <b>0.00</b>                             |
| 9/16/2022 | 9/16/2022   | A/R    | Late Fee                        |            | 30.00      | (30.00)                                 |
|           |             |        | Net Change: (30.00)             | 0.00       | 30.00      | (30.00)                                 |
|           |             |        |                                 |            |            | <b>502980 Collection Reimbursement</b>  |
|           |             |        |                                 |            |            | <b>(575.00)</b>                         |
| 9/16/2022 | 9/12/2022   | A/R    | Late Fee                        |            | 25.00      | (600.00)                                |
| 9/23/2022 | 9/20/2022   | A/R    | Late Fee                        |            | 25.00      | (625.00)                                |
|           |             |        | Net Change: (50.00)             | 0.00       | 50.00      | (625.00)                                |
|           |             |        |                                 |            |            | <b>511000 Interest Income</b>           |
|           |             |        |                                 |            |            | <b>(10.91)</b>                          |
| 9/25/2022 | 9/25/2022   | G/L    | Interest Income                 |            | 15.51      | (26.42)                                 |
|           |             |        | Net Change: (15.51)             | 0.00       | 15.51      | (26.42)                                 |
|           |             |        |                                 |            |            | <b>620000 Electricity</b>               |
|           |             |        |                                 |            |            | <b>3,039.73</b>                         |

# Bridges Comm Assoc General Ledger Summary

Posted 8/26/2022 To 9/25/2022 11:59:00 PM

| Posted  | Transaction | Source | Note   | Debit     | Credit | Balance           |
|---|-------------|--------|--|-----------|--------|-------------------|
| 9/23/2022                                     | 9/23/2022   | A/P    | A/P Voucher Post: Chk# Auto: San Diego Gas & Electr  | 125.24    |        | 3,164.97          |
| 9/23/2022                                     | 9/23/2022   | A/P    | A/P Voucher Post: Chk# Auto: San Diego Gas & Electr  | 26.97     |        | 3,191.94          |
| 9/23/2022                                     | 9/23/2022   | A/P    | A/P Voucher Post: Chk# Auto: San Diego Gas & Electr  | 54.29     |        | 3,246.23          |
|   |             |        | Net Change: 206.50                                   | 206.50    | 0.00   | 3,246.23          |
| <b>621100 Water Irrigation</b>                |             |        |  |           |        | <b>75,113.99</b>  |
| 9/22/2022                                     | 9/22/2022   | A/P    | A/P Voucher Post: Chk# Auto: Olivenhain Municipal W: | 12,699.58 |        | 87,813.57         |
| 9/23/2022                                     | 9/23/2022   | A/P    | A/P Voucher Post: Chk# 31458: The Bridges Club       | 1,689.66  |        | 89,503.23         |
|   |             |        | Net Change: 14,389.24                                | 14,389.24 | 0.00   | 89,503.23         |
| <b>634000 Repairs &amp; Maintenance</b>       |             |        |  |           |        | <b>16,566.11</b>  |
| 9/25/2022                                     | 9/25/2022   | A/P    | A/P Voucher Post: Chk# 31463: C. Casey Landscape     | 850.00    |        | 17,416.11         |
|   |             |        | Net Change: 850.00                                   | 850.00    | 0.00   | 17,416.11         |
| <b>634052 Private Streets &amp; Driveways</b> |             |        |  |           |        | <b>15,437.01</b>  |
| 9/23/2022                                     | 9/23/2022   | A/P    | A/P Voucher Post: Chk# 31456: Cleanlot Maintenance   | 1,974.50  |        | 17,411.51         |
|   |             |        | Net Change: 1,974.50                                 | 1,974.50  | 0.00   | 17,411.51         |
| <b>634550 Shared Use Expense</b>              |             |        |  |           |        | <b>494,874.67</b> |
| 9/23/2022                                     | 9/23/2022   | A/P    | A/P Voucher Post: Chk# 31453: The Bridges Club       | 67,885.49 |        | 562,760.16        |
|   |             |        | Net Change: 67,885.49                                | 67,885.49 | 0.00   | 562,760.16        |
| <b>637000 Pest Control</b>                    |             |        |  |           |        | <b>7,684.80</b>   |
| <b>639000 Landscaping</b>                     |             |        |  |           |        | <b>132,070.70</b> |
| 9/23/2022                                     | 9/23/2022   | A/P    | A/P Voucher Post: Chk# 31454: UgMO Technologies      | 1,280.00  |        | 133,350.70        |
| 9/23/2022                                     | 9/23/2022   | A/P    | A/P Voucher Post: Chk# 31459: The Bridges Club       | 3,440.00  |        | 136,790.70        |
| 9/23/2022                                     | 9/23/2022   | A/P    | A/P Voucher Post: Chk# 31461: Rockey Murata Lands    | 4,600.00  |        | 141,390.70        |
| 9/25/2022                                     | 9/25/2022   | A/P    | A/P Voucher Post: Chk# 31463: C. Casey Landscape     | 7,800.00  |        | 149,190.70        |
|   |             |        | Net Change: 17,120.00                                | 17,120.00 | 0.00   | 149,190.70        |
| <b>639070 Landscape Supplies</b>              |             |        |  |           |        | <b>19,340.00</b>  |
| <b>639200 Tree Service</b>                    |             |        |  |           |        | <b>3,315.98</b>   |
| <b>639255 Tree Spraying</b>                   |             |        |  |           |        | <b>11,040.00</b>  |
| <b>639350 Brush Control</b>                   |             |        |  |           |        | <b>35,000.00</b>  |
| <b>650000 Administrative Expenses</b>         |             |        |  |           |        | <b>8,089.78</b>   |
| 9/7/2022                                      | 9/7/2022    | A/P    | A/P Voucher Post: Chk# Auto: Walters Management      | 120.00    |        | 8,209.78          |
| 9/15/2022                                     | 9/15/2022   | A/P    | A/P Voucher Post: Chk# Auto: Walters Management      | 777.54    |        | 8,987.32          |
|   |             |        | Net Change: 897.54                                   | 897.54    | 0.00   | 8,987.32          |
| <b>651000 Professional Fees</b>               |             |        |  |           |        | <b>18,200.00</b>  |
| 9/23/2022                                     | 9/23/2022   | A/P    | A/P Voucher Post: Chk# 31455: KJA Consulting         | 2,600.00  |        | 20,800.00         |
|   |             |        | Net Change: 2,600.00                                 | 2,600.00  | 0.00   | 20,800.00         |
| <b>651525 Bank Charges</b>                    |             |        |  |           |        | <b>0.00</b>       |
| 9/7/2022                                      | 9/7/2022    | A/R    | Adjustment Batch                                     |           | 10.00  | (10.00)           |
| 9/25/2022                                     | 9/25/2022   | G/L    | Bank Reconcile: Service Fee Charge                   | 10.00     |        | 0.00              |
|   |             |        | Net Change: 0.00                                     | 10.00     | 10.00  | 0.00              |
| <b>651550 Review/Audit Fee</b>                |             |        |  |           |        | <b>950.00</b>     |

Bridges Comm Assoc  
General Ledger Summary

Posted 8/26/2022 To 9/25/2022 11:59:00 PM

| Posted                                      | Transaction | Source | Note   | Debit     | Credit    | Balance             |
|---|-------------|--------|--|-----------|-----------|---------------------|
| <b>651800 Collection Expense</b>            |             |        |  |           |           | <b>575.00</b>       |
| <b>651850 Reserve Study</b>                 |             |        |  |           |           | <b>825.00</b>       |
| <b>654000 Insurance</b>                     |             |        |  |           |           | <b>4,968.87</b>     |
| 9/21/2022                                   | 9/21/2022   | A/P    | A/P Voucher Post: Chk# Auto: Farmers Insurance Exc   | 637.91    |           | 5,606.78            |
| 9/23/2022                                   | 9/23/2022   | A/P    | A/P Voucher Post: Chk# 31462: DiNino Insurance Age   | 1,994.00  |           | 7,600.78            |
|   |             |        | Net Change: 2,631.91                                 | 2,631.91  | 0.00      | 7,600.78            |
| <b>658500 Income Taxes</b>                  |             |        |  |           |           | <b>1,600.00</b>     |
| <b>661000 Property Management</b>           |             |        |  |           |           | <b>22,797.00</b>    |
| 9/7/2022                                    | 9/7/2022    | A/P    | A/P Voucher Post: Chk# Auto: Walters Management      | 2,850.00  |           | 25,647.00           |
|   |             |        | Net Change: 2,850.00                                 | 2,850.00  | 0.00      | 25,647.00           |
| <b>661030 Arch Maintenance Fee</b>          |             |        |  |           |           | <b>4,000.00</b>     |
| 9/7/2022                                    | 9/7/2022    | A/P    | A/P Voucher Post: Chk# Auto: Walters Management      | 500.00    |           | 4,500.00            |
|   |             |        | Net Change: 500.00                                   | 500.00    | 0.00      | 4,500.00            |
| <b>810000 CC1 Income - The Villas</b>       |             |        |  |           |           | <b>(154,816.00)</b> |
| 9/1/2022                                    | 9/1/2022    | A/R    | Billing  |           | 19,352.00 | (174,168.00)        |
|   |             |        | Net Change: (19,352.00)                              | 0.00      | 19,352.00 | (174,168.00)        |
| <b>810080 CC1 Electricity</b>               |             |        |  |           |           | <b>165.13</b>       |
| <b>810110 CC1 Lndscp Supplies</b>           |             |        |  |           |           | <b>64,659.42</b>    |
| 9/23/2022                                   | 9/23/2022   | A/P    | A/P Voucher Post: Chk# 31460: C. Casey Landscape     | 17,345.00 |           | 82,004.42           |
|   |             |        | Net Change: 17,345.00                                | 17,345.00 | 0.00      | 82,004.42           |
| <b>810180 CC1 Water</b>                     |             |        |  |           |           | <b>29,452.44</b>    |
| 9/22/2022                                   | 9/22/2022   | A/P    | A/P Voucher Post: Chk# Auto: Olivenhain Municipal W: | 5,135.29  |           | 34,587.73           |
|   |             |        | Net Change: 5,135.29                                 | 5,135.29  | 0.00      | 34,587.73           |
| <b>810280 CC1 Landscaping</b>               |             |        |  |           |           | <b>72,093.00</b>    |
| 9/25/2022                                   | 9/25/2022   | A/P    | A/P Voucher Post: Chk# 31463: C. Casey Landscape     | 8,800.00  |           | 80,893.00           |
|   |             |        | Net Change: 8,800.00                                 | 8,800.00  | 0.00      | 80,893.00           |
| <b>810340 CC1 Management Fee</b>            |             |        |  |           |           | <b>3,200.00</b>     |
| 9/7/2022                                    | 9/7/2022    | A/P    | A/P Voucher Post: Chk# Auto: Walters Management      | 400.00    |           | 3,600.00            |
|   |             |        | Net Change: 400.00                                   | 400.00    | 0.00      | 3,600.00            |
| <b>810370 CC1 Repairs &amp; Maintenance</b> |             |        |  |           |           | <b>8,751.78</b>     |
| <b>810420 CC1 Tree Trimming</b>             |             |        |  |           |           | <b>46,215.44</b>    |
| <b>820000 CC2 Income - The Groves</b>       |             |        |  |           |           | <b>(30,008.00)</b>  |
| 9/1/2022                                    | 9/1/2022    | A/R    | Billing  |           | 3,751.00  | (33,759.00)         |
|   |             |        | Net Change: (3,751.00)                               | 0.00      | 3,751.00  | (33,759.00)         |
| <b>820050 CC2 Water</b>                     |             |        |  |           |           | <b>14,036.51</b>    |
| 9/15/2022                                   | 9/15/2022   | A/P    | A/P Voucher Post: Chk# Auto: Olivenhain Municipal W: | 2,695.15  |           | 16,731.66           |
|   |             |        | Net Change: 2,695.15                                 | 2,695.15  | 0.00      | 16,731.66           |
| <b>820070 CC2 Electricity</b>               |             |        |  |           |           | <b>85.18</b>        |

Bridges Comm Assoc  
General Ledger Summary

Posted 8/26/2022 To 9/25/2022 11:59:00 PM

| Posted                                       | Transaction | Source | Note  | Debit    | Credit | Balance           |
|--|-------------|--------|---|----------|--------|-------------------|
| <b>820210 CC2 Landscaping</b>                |             |        |   |          |        | <b>20,309.85</b>  |
| 9/23/2022                                    | 9/23/2022   | A/P    | A/P Voucher Post: Chk# 31457: The Bridges Club  | 1,400.00 |        | 21,709.85         |
|  |             |        | Net Change: 1,400.00                            | 1,400.00 | 0.00   | 21,709.85         |
| <b>820260 CC2 Management Fee</b>             |             |        |   |          |        | <b>2,400.00</b>   |
| 9/7/2022                                     | 9/7/2022    | A/P    | A/P Voucher Post: Chk# Auto: Walters Management | 300.00   |        | 2,700.00          |
|  |             |        | Net Change: 300.00                              | 300.00   | 0.00   | 2,700.00          |
| <b>830000 CC3 Income - The Tennis Center</b> |             |        |   |          |        | <b>(4,992.00)</b> |
| 9/1/2022                                     | 9/1/2022    | A/R    | Billing   |          | 624.00 | (5,616.00)        |
|  |             |        | Net Change: (624.00)                            | 0.00     | 624.00 | (5,616.00)        |
| <b>830210 CC3 Management Fee</b>             |             |        |   |          |        | <b>800.00</b>     |
| 9/7/2022                                     | 9/7/2022    | A/P    | A/P Voucher Post: Chk# Auto: Walters Management | 100.00   |        | 900.00            |
|  |             |        | Net Change: 100.00                              | 100.00   | 0.00   | 900.00            |
| <b>901110 General Replacement</b>            |             |        |   |          |        | <b>53,547.00</b>  |
| 9/21/2022                                    | 9/21/2022   | A/P    | A/P Voucher Post: Chk# 31452: The Bridges       | 6,694.00 |        | 60,241.00         |
|  |             |        | Net Change: 6,694.00                            | 6,694.00 | 0.00   | 60,241.00         |
| <b>910060 CC1R Gen Replacement</b>           |             |        |   |          |        | <b>15,736.00</b>  |
| 9/21/2022                                    | 9/21/2022   | A/P    | A/P Voucher Post: Chk# 31452: The Bridges       | 1,967.00 |        | 17,703.00         |
|  |             |        | Net Change: 1,967.00                            | 1,967.00 | 0.00   | 17,703.00         |
| <b>920060 CC2R Gen Replacement</b>           |             |        |   |          |        | <b>1,453.00</b>   |
| 9/21/2022                                    | 9/21/2022   | A/P    | A/P Voucher Post: Chk# 31452: The Bridges       | 181.00   |        | 1,634.00          |
|  |             |        | Net Change: 181.00                              | 181.00   | 0.00   | 1,634.00          |
| <b>930020 CC3R Gen Replacement</b>           |             |        |   |          |        | <b>1,920.00</b>   |
| 9/21/2022                                    | 9/21/2022   | A/P    | A/P Voucher Post: Chk# 31452: The Bridges       | 240.00   |        | 2,160.00          |
|  |             |        | Net Change: 240.00                              | 240.00   | 0.00   | 2,160.00          |