

Bridges Comm Assoc

Balance Sheet

Period 11/25/2022

	11/2022	10/2022	Net Change
Assets			
<u>Cash - Operating</u>			
100000 CIT Checking	15,459.62	9,702.11	5,757.51
100130 Morgan Stanley Excess Op Cash	121,852.73	121,837.22	15.51
<u>Total Cash - Operating</u>	<u>137,312.35</u>	<u>131,539.33</u>	<u>5,773.02</u>
<u>Cash - Reserves</u>			
102350 Morgan Stanley Reserve Cash	1,399,108.57	1,389,850.31	9,258.26
<u>Total Cash - Reserves</u>	<u>1,399,108.57</u>	<u>1,389,850.31</u>	<u>9,258.26</u>
<u>Accounts Receivable</u>			
110000 Accounts Receivable	8,111.00	4,480.00	3,631.00
<u>Total Accounts Receivable</u>	<u>8,111.00</u>	<u>4,480.00</u>	<u>3,631.00</u>
<i>Total Assets</i>	<u><u>1,544,531.92</u></u>	<u><u>1,525,869.64</u></u>	<u><u>18,662.28</u></u>
Liabilities & Equity			
<u>Current Liabilities</u>			
210000 Prepaid Assessments	43,864.45	47,402.79	(3,538.34)
<u>Total Current Liabilities</u>	<u>43,864.45</u>	<u>47,402.79</u>	<u>(3,538.34)</u>
<u>Operating Equity</u>			
399990 Retained Earnings	150,393.46	150,393.46	0.00
Current Year Net Income/(Loss)	(48,834.56)	(61,776.92)	12,942.36
<u>Total Operating Equity</u>	<u>101,558.90</u>	<u>88,616.54</u>	<u>12,942.36</u>
<u>Reserve Equity</u>			
301110 General Replacement	1,136,977.63	1,130,283.63	6,694.00
301290 Interest	4,934.32	4,758.06	176.26
302820 Tree Replacement	(1,990.00)	(1,990.00)	0.00
310060 CC1R Gen Replacement	215,465.72	213,498.72	1,967.00
320060 CC2R Gen Replacement	25,929.70	25,748.70	181.00
330020 CC3R Gen Replacement	17,791.20	17,551.20	240.00
<u>Total Reserve Equity</u>	<u>1,399,108.57</u>	<u>1,389,850.31</u>	<u>9,258.26</u>
<i>Total Liabilities & Equity</i>	<u><u>1,544,531.92</u></u>	<u><u>1,525,869.64</u></u>	<u><u>18,662.28</u></u>

Bridges Comm Assoc Budget Comparison

Period 10/26/2022 To 11/25/2022 11:59:00 PM

Current Month Operating			Year to Date Operating				
Actual	Budget	\$ Var	Actual	Budget	\$ Var	Annual	
Income							
<u>Assessments</u>							
125,080.00	125,080.00	0.00					
			502000 Assessment Income	1,375,880.00	1,375,880.00	0.00	1,500,960.00
125,080.00	125,080.00	0.00	TOTAL Assessments	1,375,880.00	1,375,880.00	0.00	1,500,960.00
<u>Other Income</u>							
0.00	0.00	0.00					
			502200 Unrefundable	1,545.00	0.00	1,545.00	0.00
(30.00)	0.00	(30.00)	502720 Late Charges	30.00	0.00	30.00	0.00
275.00	0.00	275.00	502980 Collection Reimbursement	950.00	0.00	950.00	0.00
15.51	0.00	15.51	511000 Interest Income	56.94	0.00	56.94	0.00
260.51	0.00	260.51	TOTAL Other Income	2,581.94	0.00	2,581.94	0.00
125,340.51	125,080.00	260.51	TOTAL Income	1,378,461.94	1,375,880.00	2,581.94	1,500,960.00
Expense							
<u>03 Utilities</u>							
500.00	363.00	(137.00)					
			620000 Electricity	4,045.07	3,987.00	(58.07)	4,350.00
17,614.29	9,773.00	(7,841.29)	621100 Water Irrigation	122,135.72	107,497.00	(14,638.72)	117,270.00
18,114.29	10,136.00	(7,978.29)	TOTAL 03 Utilities	126,180.79	111,484.00	(14,696.79)	121,620.00
<u>04 Common Area Maintenance</u>							
872.62	1,833.00	960.38					
			634000 Repairs & Maintenance	23,405.21	20,167.00	(3,238.21)	22,000.00
1,974.50	1,792.00	(182.50)	634052 Private Streets & Driveways	21,360.51	19,708.00	(1,652.51)	21,500.00
70,026.68	70,027.00	0.32	634550 Shared Use Expense	702,813.52	770,293.00	67,479.48	840,320.00
7,000.00	125.00	(6,875.00)	637000 Pest Control	15,299.70	1,375.00	(13,924.70)	1,500.00
79,873.80	73,777.00	(6,096.80)	TOTAL 04 Common Area Maintenance	762,878.94	811,543.00	48,664.06	885,320.00
<u>05 Landscaping</u>							
9,320.00	16,667.00	7,347.00					
			639000 Landscaping	167,830.70	183,333.00	15,502.30	200,000.00
0.00	1,708.00	1,708.00	639070 Landscape Supplies	19,340.00	18,792.00	(548.00)	20,500.00
1,742.12	0.00	(1,742.12)	639200 Tree Service	5,058.10	1,436.31	(3,621.79)	20,000.00

Bridges Comm Assoc Budget Comparison

Period 10/26/2022 To 11/25/2022 11:59:00 PM

Current Month Operating			Year to Date Operating				
Actual	Budget	\$ Var		Actual	Budget	\$ Var	Annual
0.00	0.00	0.00	639255 Tree Spraying	11,040.00	3,555.00	(7,485.00)	13,000.00
0.00	0.00	0.00	639350 Brush Control	35,000.00	0.00	(35,000.00)	34,000.00
11,062.12	18,375.00	7,312.88	TOTAL 05 Landscaping	238,268.80	207,116.31	(31,152.49)	287,500.00
<u>11 Administration</u>							
3,011.69	1,333.00	(1,678.69)	650000 Administrative Expenses	12,626.17	14,667.00	2,040.83	16,000.00
68.40	0.00	(68.40)	650360 Copies, Printing & Postage	68.40	0.00	(68.40)	0.00
0.00	0.00	0.00	650825 Annual Meeting	0.00	0.00	0.00	2,000.00
2,600.00	1,667.00	(933.00)	651000 Professional Fees	26,000.00	30,493.00	4,493.00	32,160.00
0.00	0.00	0.00	651550 Review /Audit Fee	950.00	1,000.00	50.00	1,000.00
0.00	292.00	292.00	651750 Legal Fees	0.00	3,208.00	3,208.00	3,500.00
300.00	75.00	(225.00)	651800 Collection Expense	875.00	825.00	(50.00)	900.00
0.00	0.00	0.00	651850 Reserve Study	1,650.00	800.00	(850.00)	800.00
637.91	845.00	207.09	654000 Insurance	8,876.60	9,295.00	418.40	10,140.00
0.00	0.00	0.00	657000 Social Fund	9,377.99	0.00	(9,377.99)	19,500.00
0.00	0.00	0.00	658500 Income Taxes	1,600.00	0.00	(1,600.00)	0.00
2,850.00	2,850.00	0.00	661000 Property Management	31,347.00	31,347.00	0.00	34,197.00
500.00	500.00	0.00	661030 Arch Maintenance Fee	5,500.00	5,500.00	0.00	6,000.00
9,968.00	7,562.00	(2,406.00)	TOTAL 11 Administration	98,871.16	97,135.00	(1,736.16)	126,197.00
<u>21 Cost Center 1</u>							
(19,352.00)	(19,352.00)	0.00	810000 CC1 Income - The Villas	(212,872.00)	(212,872.00)	0.00	(232,224.00)
0.00	83.00	83.00	810080 CC1 Electricity	165.13	917.00	751.87	1,000.00
0.00	1,750.00	1,750.00	810110 CC1 Lndscp Supplies	100,389.42	19,250.00	(81,139.42)	21,000.00
5,824.94	3,065.00	(2,759.94)	810180 CC1 Water	45,586.77	33,717.00	(11,869.77)	36,782.00
0.00	9,064.00	9,064.00	810280 CC1 Landscaping	97,493.00	99,704.00	2,211.00	108,768.00
400.00	400.00	0.00	810340 CC1 Management Fee	4,400.00	4,400.00	0.00	4,800.00
0.00	542.00	542.00	810370 CC1 Repairs & Maintenance	10,701.78	5,958.00	(4,743.78)	6,500.00
0.00	0.00	0.00	810420 CC1 Tree Trimming	54,875.44	14,438.57	(40,436.87)	29,770.00
1,967.00	1,967.00	0.00	910060 CC1R Gen Replacement	21,637.00	21,637.00	0.00	23,604.00

Bridges Comm Assoc Budget Comparison

Period 10/26/2022 To 11/25/2022 11:59:00 PM

Current Month Operating			Year to Date Operating				
Actual	Budget	\$ Var		Actual	Budget	\$ Var	Annual
(11,160.06)	(2,481.00)	8,679.06	TOTAL 21 Cost Center 1	122,376.54	(12,850.43)	(135,226.97)	0.00
			<u>22 Cost Center 2</u>				
(3,751.00)	(3,751.00)	0.00	820000 CC2 Income - The Groves	(41,261.00)	(41,261.00)	0.00	(45,012.00)
0.00	1,958.00	1,958.00	820050 CC2 Water	19,585.24	21,542.00	1,956.76	23,500.00
0.00	11.00	11.00	820070 CC2 Electricity	85.18	124.00	38.82	135.00
1,400.00	1,300.00	(100.00)	820210 CC2 Landscaping	24,509.85	14,300.00	(10,209.85)	15,600.00
300.00	300.00	0.00	820260 CC2 Management Fee	3,300.00	3,300.00	0.00	3,600.00
181.00	181.00	0.00	920060 CC2R Gen Replacement	1,996.00	1,996.00	0.00	2,177.00
(1,870.00)	(1.00)	1,869.00	TOTAL 22 Cost Center 2	8,215.27	1.00	(8,214.27)	0.00
			<u>23 Cost Center 3</u>				
(624.00)	(720.00)	(96.00)	830000 CC3 Income - The Tennis Center	(6,864.00)	(7,920.00)	(1,056.00)	(8,640.00)
0.00	20.00	20.00	830030 CC3 Electricity	0.00	220.00	220.00	240.00
0.00	60.00	60.00	830040 CC3 Water	0.00	660.00	660.00	720.00
0.00	300.00	300.00	830080 CC3 Landscaping	0.00	3,300.00	3,300.00	3,600.00
100.00	100.00	0.00	830210 CC3 Management Fee	1,100.00	1,100.00	0.00	1,200.00
240.00	240.00	0.00	930020 CC3R Gen Replacement	2,640.00	2,640.00	0.00	2,880.00
(284.00)	0.00	284.00	TOTAL 23 Cost Center 3	(3,124.00)	0.00	3,124.00	0.00
			<u>50 Reserve Contributions</u>				
6,694.00	6,694.00	0.00	901110 General Replacement	73,629.00	73,629.00	0.00	80,323.00
6,694.00	6,694.00	0.00	TOTAL 50 Reserve Contributions	73,629.00	73,629.00	0.00	80,323.00
112,398.15	114,062.00	1,663.85	TOTAL Expense	1,427,296.50	1,288,057.88	(139,238.62)	1,500,960.00
12,942.36	11,018.00	1,924.36	Net Income/(Loss)	(48,834.56)	87,822.12	(136,656.68)	0.00

Annualized Income Statement Act & Budget
Bridges Comm Assoc

Posted 10/26/2022 To 11/25/2022 11:59:00 PM

Operating

	January	February	March	April	May	June	July	August	September	October	November	December	Total	Budget
INCOME														
<u>Assessments</u>														
Assessment Income	125,080.00	125,080.00	125,080.00	125,080.00	125,080.00	125,080.00	125,080.00	125,080.00	125,080.00	125,080.00	125,080.00	125,080.00	1,500,960.00	1,500,960.00
TOTAL Assessments	125,080.00	125,080.00	125,080.00	125,080.00	125,080.00	125,080.00	125,080.00	125,080.00	125,080.00	125,080.00	125,080.00	125,080.00	1,500,960.00	1,500,960.00
<u>Other Income</u>														
Unrefundable	0.00	515.00	0.00	1,030.00	0.00	0.00	0.00	0.00	0.00	0.00	0.00	0.00	1,545.00	0.00
Late Charges	0.00	0.00	0.00	20.00	(20.00)	90.00	(70.00)	(20.00)	30.00	30.00	(30.00)	0.00	30.00	0.00
Collection Reimbursement	250.00	100.00	50.00	(75.00)	100.00	75.00	50.00	25.00	50.00	50.00	275.00	0.00	950.00	0.00
Interest Income	1.04	1.03	0.93	1.04	1.00	1.04	0.99	3.84	15.51	15.01	15.51	0.00	56.94	0.00
TOTAL Other Income	251.04	616.03	50.93	976.04	81.00	166.04	(19.01)	8.84	95.51	95.01	260.51	0.00	2,581.94	0.00
TOTAL INCOME	125,331.04	125,696.03	125,130.93	126,056.04	125,161.00	125,246.04	125,060.99	125,088.84	125,175.51	125,175.01	125,340.51	125,080.00	1,503,541.94	1,500,960.00
EXPENSES														
<u>03 Utilities</u>														
Electricity	393.87	427.85	458.37	407.44	405.05	379.36	0.00	567.79	206.50	298.84	500.00	363.00	4,408.07	4,350.00
Water Irrigation	11,411.35	2,414.41	6,819.90	9,419.37	9,863.62	10,564.39	11,711.34	12,909.61	14,389.24	15,018.20	17,614.29	9,773.00	131,908.72	117,270.00
TOTAL 03 Utilities	11,805.22	2,842.26	7,278.27	9,826.81	10,268.67	10,943.75	11,711.34	13,477.40	14,595.74	15,317.04	18,114.29	10,136.00	136,316.79	121,620.00
<u>04 Common Area Maintenance</u>														
Repairs & Maintenance	5,055.85	850.00	0.00	850.00	1,525.00	1,294.59	3,640.67	3,350.00	850.00	5,116.48	872.62	1,833.00	25,238.21	22,000.00
Private Streets & Driveway	1,884.75	1,884.75	1,884.75	1,929.63	1,929.63	1,974.50	1,974.50	1,974.50	1,974.50	1,974.50	1,974.50	1,792.00	23,152.51	21,500.00
Shared Use Expense	70,026.68	70,026.68	72,573.40	70,026.68	70,026.68	70,026.68	0.00	72,167.87	67,885.49	70,026.68	70,026.68	70,027.00	772,840.52	840,320.00
Pest Control	2,800.00	0.00	1,609.80	15.10	144.90	(80.00)	1,400.00	1,795.00	0.00	614.90	7,000.00	125.00	15,424.70	1,500.00
TOTAL 04 Common Area Maintenance	79,767.28	72,761.43	76,067.95	72,821.41	73,626.21	73,215.77	7,015.17	79,287.37	70,709.99	77,732.56	79,873.80	73,777.00	836,655.94	885,320.00
<u>05 Landscaping</u>														
Landscaping	15,720.70	23,370.00	7,810.00	15,840.00	17,120.00	17,970.00	17,120.00	17,120.00	17,120.00	9,320.00	9,320.00	16,667.00	184,497.70	200,000.00
Landscape Supplies	6,790.00	5,960.00	4,230.00	1,280.00	0.00	1,080.00	0.00	0.00	0.00	0.00	0.00	1,708.00	21,048.00	20,500.00
Tree Service	748.67	0.00	687.31	0.00	0.00	0.00	0.00	1,880.00	0.00	0.00	1,742.12	18,563.69	23,621.79	20,000.00
Tree Spraying	0.00	0.00	0.00	0.00	3,555.00	7,485.00	0.00	0.00	0.00	0.00	0.00	9,445.00	20,485.00	13,000.00
Brush Control	0.00	0.00	0.00	0.00	0.00	0.00	20,000.00	15,000.00	0.00	0.00	0.00	34,000.00	69,000.00	34,000.00
TOTAL 05 Landscaping	23,259.37	29,330.00	12,727.31	17,120.00	20,675.00	26,535.00	37,120.00	34,000.00	17,120.00	9,320.00	11,062.12	80,383.69	318,652.49	287,500.00
<u>11 Administration</u>														

Annualized Income Statement Act & Budget

Bridges Comm Assoc

Posted 10/26/2022 To 11/25/2022 11:59:00 PM

Operating

	January	February	March	April	May	June	July	August	September	October	November	December	Total	Budget
Administrative Expenses	2,404.38	618.92	769.79	595.50	1,159.35	586.67	1,323.29	631.88	1,002.54	522.16	3,011.69	1,333.00	13,959.17	16,000.00
Copies, Printing & Postage	0.00	0.00	0.00	0.00	0.00	0.00	0.00	0.00	0.00	0.00	68.40	0.00	68.40	0.00
Annual Meeting	0.00	0.00	0.00	0.00	0.00	0.00	0.00	0.00	0.00	0.00	0.00	2,000.00	2,000.00	2,000.00
Professional Fees	0.00	2,600.00	2,600.00	2,600.00	0.00	5,200.00	2,600.00	2,600.00	2,600.00	2,600.00	2,600.00	1,667.00	27,667.00	32,160.00
Bank Charges	0.00	0.00	0.00	0.00	0.00	0.00	0.00	0.00	0.00	0.00	0.00	0.00	0.00	0.00
Review /Audit Fee	0.00	0.00	0.00	950.00	0.00	0.00	0.00	0.00	0.00	0.00	0.00	0.00	950.00	1,000.00
Legal Fees	0.00	0.00	0.00	0.00	0.00	0.00	0.00	0.00	0.00	0.00	0.00	292.00	292.00	3,500.00
Collection Expense	250.00	100.00	50.00	0.00	25.00	0.00	75.00	75.00	0.00	0.00	300.00	75.00	950.00	900.00
Reserve Study	1,650.00	0.00	(1,650.00)	0.00	0.00	0.00	825.00	0.00	0.00	825.00	0.00	0.00	1,650.00	800.00
Insurance	593.08	593.08	593.08	589.25	686.65	637.91	637.91	637.91	2,631.91	637.91	637.91	845.00	9,721.60	10,140.00
Social Fund	0.00	0.00	0.00	0.00	0.00	0.00	0.00	0.00	0.00	9,377.99	0.00	19,500.00	28,877.99	19,500.00
Income Taxes	0.00	0.00	0.00	1,600.00	0.00	0.00	0.00	0.00	0.00	0.00	0.00	0.00	1,600.00	0.00
Property Management	2,850.00	2,850.00	2,847.00	2,850.00	2,850.00	2,850.00	2,850.00	2,850.00	2,850.00	2,850.00	2,850.00	2,850.00	34,197.00	34,197.00
Arch Maintenance Fee	500.00	500.00	500.00	500.00	500.00	500.00	500.00	500.00	500.00	500.00	500.00	500.00	6,000.00	6,000.00
TOTAL 11 Administration	8,247.46	7,262.00	5,709.87	9,684.75	5,221.00	9,774.58	8,811.20	7,294.79	9,584.45	17,313.06	9,968.00	29,062.00	127,933.16	126,197.00
21 Cost Center 1														
CC1 Income - The Villas	(19,352.00)	(19,352.00)	(19,352.00)	(19,352.00)	(19,352.00)	(19,352.00)	(19,352.00)	(19,352.00)	(19,352.00)	(19,352.00)	(19,352.00)	(19,352.00)	(232,224.00)	(232,224.00)
CC1 Electricity	77.56	87.57	0.00	0.00	0.00	0.00	0.00	0.00	0.00	0.00	0.00	83.00	248.13	1,000.00
CC1 Lndscp Supplies	26,960.00	0.00	3,300.00	5,563.85	3,010.00	2,779.00	7,895.00	15,151.57	17,345.00	18,385.00	0.00	1,750.00	102,139.42	21,000.00
CC1 Water	4,336.81	1,205.06	3,460.33	2,529.43	3,883.39	4,355.00	4,353.08	5,329.34	5,135.29	5,174.10	5,824.94	3,065.00	48,651.77	36,782.00
CC1 Landscaping	8,800.00	8,800.00	8,800.00	8,800.00	10,493.00	8,800.00	8,800.00	8,800.00	8,800.00	16,600.00	0.00	9,064.00	106,557.00	108,768.00
CC1 Management Fee	400.00	400.00	400.00	400.00	400.00	400.00	400.00	400.00	400.00	400.00	400.00	400.00	4,800.00	4,800.00
CC1 Repairs & Maintenanc	4,140.00	4,611.78	0.00	0.00	0.00	0.00	0.00	0.00	0.00	1,950.00	0.00	542.00	11,243.78	6,500.00
CC1 Tree Trimming	4,970.95	3,596.67	3,980.95	1,890.00	0.00	2,160.00	19,009.87	10,607.00	0.00	8,660.00	0.00	15,331.43	70,206.87	29,770.00
CC1R Gen Replacement	1,967.00	1,967.00	1,967.00	1,967.00	1,967.00	1,967.00	1,967.00	1,967.00	1,967.00	1,967.00	1,967.00	1,967.00	23,604.00	23,604.00
TOTAL 21 Cost Center 1	32,300.32	1,316.08	2,556.28	1,798.28	401.39	1,109.00	23,072.95	22,902.91	14,295.29	33,784.10	(11,160.06)	12,850.43	135,226.97	0.00
22 Cost Center 2														
CC2 Income - The Groves	(3,751.00)	(3,751.00)	(3,751.00)	(3,751.00)	(3,751.00)	(3,751.00)	(3,751.00)	(3,751.00)	(3,751.00)	(3,751.00)	(3,751.00)	(3,751.00)	(45,012.00)	(45,012.00)
CC2 Water	6,404.54	895.95	688.83	970.14	482.05	194.90	2,358.48	2,041.62	2,695.15	2,853.58	0.00	1,958.00	21,543.24	23,500.00
CC2 Electricity	12.03	12.44	12.16	12.16	12.16	11.86	0.00	12.37	0.00	0.00	0.00	11.00	96.18	135.00

**Annualized Income Statement Act & Budget
Bridges Comm Assoc**

Posted 10/26/2022 To 11/25/2022 11:59:00 PM

Operating	January	February	March	April	May	June	July	August	September	October	November	December	Total	Budget
CC2 Landscaping	1,300.00	3,050.00	1,400.00	1,400.00	3,973.56	1,400.00	4,059.72	3,726.57	1,400.00	1,400.00	1,400.00	1,300.00	25,809.85	15,600.00
CC2 Management Fee	300.00	300.00	300.00	300.00	300.00	300.00	300.00	300.00	300.00	300.00	300.00	300.00	3,600.00	3,600.00
CC2R Gen Replacement	186.00	181.00	181.00	181.00	181.00	181.00	181.00	181.00	181.00	181.00	181.00	181.00	2,177.00	2,177.00
TOTAL 22 Cost Center 2	4,451.57	688.39	(1,169.01)	(887.70)	1,197.77	(1,663.24)	3,148.20	2,510.56	825.15	983.58	(1,870.00)	(1.00)	8,214.27	0.00
<u>23 Cost Center 3</u>														
CC3 Income - The Tennis C	(624.00)	(624.00)	(624.00)	(624.00)	(624.00)	(624.00)	(624.00)	(624.00)	(624.00)	(624.00)	(624.00)	(720.00)	(7,584.00)	(8,640.00)
CC3 Electricity	0.00	0.00	0.00	0.00	0.00	0.00	0.00	0.00	0.00	0.00	0.00	20.00	20.00	240.00
CC3 Water	0.00	0.00	0.00	0.00	0.00	0.00	0.00	0.00	0.00	0.00	0.00	60.00	60.00	720.00
CC3 Landscaping	0.00	0.00	0.00	0.00	0.00	0.00	0.00	0.00	0.00	0.00	0.00	300.00	300.00	3,600.00
CC3 Management Fee	100.00	100.00	100.00	100.00	100.00	100.00	100.00	100.00	100.00	100.00	100.00	100.00	1,200.00	1,200.00
CC3R Gen Replacement	240.00	240.00	240.00	240.00	240.00	240.00	240.00	240.00	240.00	240.00	240.00	240.00	2,880.00	2,880.00
TOTAL 23 Cost Center 3	(284.00)	(284.00)	(284.00)	(284.00)	(284.00)	(284.00)	(284.00)	(284.00)	(284.00)	(284.00)	(284.00)	0.00	(3,124.00)	0.00
<u>50 Reserve Contributions</u>														
General Replacement	6,689.00	6,694.00	6,694.00	6,694.00	6,694.00	6,694.00	6,694.00	6,694.00	6,694.00	6,694.00	6,694.00	6,694.00	80,323.00	80,323.00
TOTAL 50 Reserve Contrib	6,689.00	6,694.00	6,694.00	6,694.00	6,694.00	6,694.00	6,694.00	6,694.00	6,694.00	6,694.00	6,694.00	6,694.00	80,323.00	80,323.00
TOTAL EXPENSES	166,236.22	120,610.16	109,580.67	116,773.55	117,800.04	126,324.86	97,288.86	165,883.03	133,540.62	160,860.34	112,398.15	212,902.12	1,640,198.62	1,500,960.00
Net Revenue / Expense	(40,905.18)	5,085.87	15,550.26	9,282.49	7,360.96	(1,078.82)	27,772.13	(40,794.19)	(8,365.11)	(35,685.33)	12,942.36	(87,822.12)	(136,656.68)	0.00

Statement of Cash Flow

Monday, December 19, 2022

11:46

Posted 10/26/2022 To 11/25/2022 11:59:00 PM

Bridges Comm Assoc

Cash Flows from Operating Activities

Current Year Net Income/(Loss)	12,942.36
Add(Deduct) to reconcile Net Income to Net Cash Flow	
Changes in Current Assets	
Accounts Receivable	<u>(3,631.00)</u>
Subtotal Changes in Current Assets	(3,631.00)
Changes in Current Liabilities	
Prepaid Assessments	<u>(3,538.34)</u>
Subtotal Changes in Current Liabilities	(3,538.34)
Net Increase (Decrease) in Cash	<u>5,773.02</u>
Cash, Beginning of Month	131,539.33
Cash, End of Month	137,312.35

Posted Date 11/25/2022

Bridges Comm Assoc

Acct #	Type	Status	Resident Contact	Current	30 - 59 Days	60 - 89 Days	>90 Days	Balance
223171	Owner	Intent to Lien	Pure,Pamela J	868.00	993.00	893.00	893.00	3,647.00
139866	Owner	30 Day Right To Dispute	Alhamrani,Ann M	906.00	71.00	0.00	0.00	977.00
233624	Owner		Jaybird (Russell),Trust	565.00	150.00	0.00	0.00	715.00
223165	Owner	30 Day Right To Dispute	Santoro ,Trust	565.00	0.00	10.00	0.00	575.00
223163	Owner	30 Day Right To Dispute	Santoro,Trust	565.00	0.00	0.00	0.00	565.00
248339	Owner		Phelps,Trust	565.00	0.00	0.00	0.00	565.00
107745	Owner		McGovern,Harry D	565.00	0.00	0.00	0.00	565.00
235067	Owner		Harris,Ronald J	165.00	0.00	0.00	0.00	165.00
219343	Owner		Ostlund,Trust	165.00	0.00	0.00	0.00	165.00
210362	Owner		Meyers,Trust	65.00	0.00	0.00	0.00	65.00
164980	Owner		Stockmal,Craig H	0.00	0.00	0.00	42.00	42.00
107790	Owner		Tanguay Declaration of	0.00	0.00	0.00	35.00	35.00
107673	Owner		Gordon,Michael	20.00	0.00	0.00	0.00	20.00
234466	Owner		Brizolis,Trust	10.00	0.00	0.00	0.00	10.00
Count:	14			5,024.00	1,214.00	903.00	970.00	8,111.00

Property Totals

# Units	# Builder	# Resident	# Owners	# Offsite	Owner Ratio
239	0	238	152	86	63.87%

Charge Code Summary

Description	G/L Acct #	Amount
30 Day Right To Dispute	110000	25.00
Assessment	110000	5,842.00
Bank Returned Item Fee	110000	10.00
Cost Center 1 Assessment	110000	1,312.00
Cost Center 2 Assessment	110000	377.00
Cost Center 3 Assessment	110000	65.00
Courtesy Late Notice	110000	200.00
Intent To Lien Fee	110000	125.00
Late Fee	110000	130.00
Returned Item Fee	110000	25.00
		<u>8,111.00</u>

Aging Prepaid

Monday, December 19, 2022

11:46

Posted Date 11/25/2022

Bridges Comm Assoc

Acct #	Type	Status	Resident Contact	Current	30 - 59 Days	60 - 89 Days	>90 Days	Balance
135138	Owner		Watanabe Consulting LLC,	0.00	0.00	0.00	-5.00	-5.00
107680	Owner		Tamsen,Trust	-10.00	0.00	0.00	0.00	-10.00
233990	Owner		Hoffman,Trust	-22.00	0.00	0.00	0.00	-22.00
195530	Owner		Kil III,Harry Skip	-45.00	0.00	0.00	0.00	-45.00
210160	Owner		Roeglin,Gene	0.00	-15.00	-30.00	0.00	-45.00
204464	Owner		Drawdy,Susan A	-54.00	0.00	0.00	0.00	-54.00
230614	Owner		Kelly,Scott	-350.00	0.00	0.00	0.00	-350.00
153591	Owner		L & S Holdings,Trust	0.00	-500.00	0.00	0.00	-500.00
235219	Owner		O'Brien,Trust	-515.00	0.00	0.00	0.00	-515.00
234324	Owner		Rose,Trust	-520.00	0.00	0.00	0.00	-520.00
225581	Owner		Alamos Americas LLC,	0.00	0.00	0.00	-520.00	-520.00
107737	Owner		Weissman,Stewart J	-520.00	0.00	0.00	0.00	-520.00
107832	Owner		Waldeman California Trus,Ben	0.00	0.00	0.00	-530.00	-530.00
107709	Owner		Murphy,Trust	-530.00	0.00	0.00	0.00	-530.00
107662	Owner		Stracka,James	-530.00	0.00	0.00	0.00	-530.00
138087	Owner		Bates Living Trust,	0.00	-530.00	0.00	0.00	-530.00
107777	Owner		Matranga,Trust	0.00	-530.00	0.00	0.00	-530.00
178035	Owner		Chambers,Trust	-530.00	0.00	0.00	0.00	-530.00
225412	Owner		Lunaria,Trust	0.00	0.00	0.00	-530.00	-530.00
238326	Owner		Glover,Trust	-530.00	0.00	0.00	0.00	-530.00
233623	Owner		Ting,Trust	-530.00	0.00	0.00	0.00	-530.00
233906	Owner		Murphy,William H	-530.00	0.00	0.00	0.00	-530.00
178225	Owner		Friedman,Stanley F	0.00	-530.00	0.00	0.00	-530.00
184732	Owner		The Kim Family Trust,	-530.00	0.00	0.00	0.00	-530.00
206754	Owner		Phillips,Trust	0.00	0.00	0.00	-530.00	-530.00
241224	Owner		Wyatt,Ryan Christopher	-530.00	0.00	0.00	0.00	-530.00
210189	Owner		All Channels Media Holdings	-438.00	-162.00	0.00	0.00	-600.00
210188	Owner		Williams ,Dennis B	-525.00	0.00	-295.00	0.00	-820.00
211774	Owner		Glomsrud,Trust	0.00	0.00	0.00	-858.00	-858.00
201110	Owner		Millar,Trust	0.00	0.00	-858.00	0.00	-858.00
229721	Owner		Kanter,Trust	-858.00	0.00	0.00	0.00	-858.00
238373	Owner		Lyles,Robert A	-858.00	0.00	0.00	0.00	-858.00
150271	Owner		Leavitt,William D	0.00	0.00	0.00	-858.00	-858.00
107685	Owner		Stamper Trustee,Jerry L	-858.00	0.00	0.00	0.00	-858.00
107786	Owner		Koenig,Miguel	-871.00	0.00	0.00	0.00	-871.00
231747	Owner		Webster,Trust	0.00	0.00	0.00	-1,060.00	-1,060.00
208414	Owner		Mardikian,John	0.00	0.00	0.00	-1,372.00	-1,372.00
200091	Owner		Robros LLC,	0.00	0.00	0.00	-1,620.00	-1,620.00
235480	Owner		Holland,Trust	-858.00	-858.00	0.00	0.00	-1,716.00
206832	Owner		Matranga,Trust	0.00	-2,120.00	0.00	0.00	-2,120.00
158912	Owner		Randall E Woods	0.00	0.00	0.00	-2,441.51	-2,441.51
107782	Owner		Abrams,Kenneth Lee	0.00	0.00	0.00	-2,760.25	-2,760.25
231412	Owner		Adkinson,Trust	-530.00	-530.00	-530.00	-1,326.69	-2,916.69

Aging Prepaid

Monday, December 19, 2022

11:46

Posted Date 11/25/2022

Bridges Comm Assoc

Acct #	Type	Status	Resident Contact	Current	30 - 59 Days	60 - 89 Days	>90 Days	Balance
230238	Owner		Howerton, Trust	-4,770.00	0.00	0.00	0.00	-4,770.00
107757	Owner		Shane Ryan Properties LLC,	-910.00	-395.00	-910.00	-2,908.00	-5,123.00
Count:	45			-17,752.00	-6,170.00	-2,623.00	-17,319.45	-43,864.45

Property Totals

# Units	# Builder	# Resident	# Owners	# Offsite	Owner Ratio
239	0	238	152	86	63.87%

Charge Code Summary

Description	G/L Acct #	Amount
Payment	100000	-43,864.45
		-43,864.45

Bridges Comm Assoc

Bank Reconciliation

Bank: CIT Checking Account: *****5808

Statement Date: 11/25/2022

G/L Balance: 15,459.62
Statement Balance: 111,965.06

Item	Date	Check #	Amount	Balance
			Previous Balance:	156,526.44
San Diego Horse Rentals LLC	10/12/2022	31466	-3,250.00	153,276.44
Home Team Pest Defense	10/12/2022	31465	-64.90	153,211.54
The Bridges	10/19/2022	31468	-9,082.00	144,129.54
PURCOR Pest Solutions	10/20/2022	31473	-275.00	143,854.54
Association Reserves San Diego LLC	10/20/2022	31470	-825.00	143,029.54
Community Press Inc	10/20/2022	31472	-272.16	142,757.38
The Bridges Club	10/20/2022	31477	-1,494.67	141,262.71
PURCOR Pest Solutions	10/20/2022	31474	-275.00	140,987.71
Cleanlot Maintenance Svcs	10/20/2022	31476	-1,974.50	139,013.21
The Bridges Club	10/20/2022	31469	-216.48	138,796.73
Cielo Tree Care	10/20/2022	31475	-985.00	137,811.73
The Bridges Club	10/20/2022	31478	-1,400.00	136,411.73
C. Casey Landscape Construction Inc.	10/21/2022	31487	-19,485.00	116,926.73
Rockey Murata Landscape Maint Inc	10/21/2022	31489	-4,600.00	112,326.73
The Bridges Club	10/21/2022	31483	-2,141.19	110,185.54
The Bridges Club	10/21/2022	31486	-4,900.00	105,285.54
The Bridges Club	10/21/2022	31482	-67,885.49	37,400.05
Ridgewood Tree Care	10/21/2022	31484	-4,100.00	33,300.05
C. Casey Landscape Construction Inc.	10/21/2022	31488	-17,450.00	15,850.05
Ridgewood Tree Care	10/21/2022	31481	-3,575.00	12,275.05
The Bridges Club	10/21/2022	31485	-3,440.00	8,835.05
Walters Management	10/27/2022	Auto	-55.00	8,780.05
San Diego Gas & Electric	11/1/2022	Auto	-82.75	8,697.30
KJA Consulting	11/2/2022	31491	-2,600.00	6,097.30
Walters Management	11/8/2022	Auto	-4,270.00	1,827.30
Walters Management	11/15/2022	Auto	-582.74	1,244.56
Olivenhain Municipal Water District	11/15/2022	Auto	-3,695.25	-2,450.69
PURCOR Pest Solutions	11/18/2022	31496	-1,400.00	-3,850.69
PURCOR Pest Solutions	11/18/2022	31499	-1,400.00	-5,250.69
PURCOR Pest Solutions	11/18/2022	31494	-1,400.00	-6,650.69
UgMO Technologies	11/18/2022	31493	-1,280.00	-7,930.69
PURCOR Pest Solutions	11/18/2022	31495	-1,400.00	-9,330.69
PURCOR Pest Solutions	11/18/2022	31498	-1,400.00	-10,730.69
Olivenhain Municipal Water District	11/22/2022	Auto	-18,261.75	-28,992.44
San Diego Gas & Electric	11/23/2022	Auto	-54.26	-29,046.70
San Diego Gas & Electric	11/23/2022	Auto	-48.15	-29,094.85
San Diego Gas & Electric	11/23/2022	Auto	-188.85	-29,283.70
San Diego Gas & Electric	11/23/2022	Auto	-125.99	-29,409.69
		Total Checks:	-185,936.13	
Lockbox	10/26/2022		3,184.00	-26,225.69
Lockbox	10/27/2022		2,720.00	-23,505.69

* voided check

12/19/2022 11:46:31 AM

Bridges Comm Assoc

Bank Reconciliation

Lockbox	10/28/2022	5,263.00	-18,242.69
Lockbox	10/31/2022	4,469.00	-13,773.69
Lockbox	11/1/2022	20,205.00	6,431.31
Lockbox	11/2/2022	3,508.00	9,939.31
Lockbox	11/3/2022	6,340.66	16,279.97
Lockbox	11/4/2022	23,877.00	40,156.97
Lockbox	11/7/2022	44,028.00	84,184.97
Lockbox	11/8/2022	6,277.00	90,461.97
Lockbox	11/9/2022	3,150.00	93,611.97
Lockbox	11/10/2022	1,918.00	95,529.97
Lockbox	11/14/2022	5,956.00	101,485.97
Lockbox	11/15/2022	1,918.00	103,403.97
Lockbox	11/16/2022	515.00	103,918.97
Lockbox	11/17/2022	530.00	104,448.97
Lockbox	11/18/2022	2,194.00	106,642.97
Lockbox	11/21/2022	1,716.00	108,358.97
Lockbox	11/23/2022	1,388.00	109,746.97
Lockbox	11/25/2022	2,856.00	112,602.97
Total Deposits / Adjustments:		142,012.66	
			Statement Balance: 112,602.97

Voided Checks In Period:

Check #	Date	Reference	Voided Checks
* Auto	10/25/2022	Walters Management	867.06
* Auto	10/25/2022	Walters Management	867.06
			1,734.12

Outstanding Items:

Check #	Date	Reference	Uncleared Checks
31492	11/18/2022	The Bridges Club	872.62
31497	11/18/2022	OnSolve LLC	1,441.89
31500	11/18/2022	Cleanlot Maintenance Svcs	1,974.50
31501	11/18/2022	The Bridges Club	1,742.12
31502	11/18/2022	The Bridges Club	1,400.00
31503	11/18/2022	The Bridges Club	1,482.23
31504	11/18/2022	The Bridges	9,082.00
31505	11/18/2022	Julie Bigelow	68.40
31506	11/23/2022	The Bridges Club	67,885.49
31507	11/23/2022	The Bridges Club	3,440.00
31508	11/23/2022	Rockey Murata Landscape Maint Inc	4,600.00
31509	11/23/2022	The Bridges Club	2,141.19
Auto	11/22/2022	Farmers Insurance Exchange	637.91
Auto	11/25/2022	Walters Management	375.00
			97,143.35

Bridges Comm Assoc

Bank Reconciliation

Bank Reconciliation Summary: CIT Checking Account: *****5808

G/L Balance:	15,459.62
Uncleared Checks, Credits:	97,143.35
Uncleared Deposits, Debits:	0.00
G/L Difference:	112,602.97
Statement Balance:	112,602.97
G/L and Balance Difference:	0.00



PO Box 64084
 Phoenix, AZ 85082
 866.800.4656 (toll free)

Primary Account Number Ending In
 Statement Date

5808
 Nov 27, 2022
 Page 1 of 6

999-00000-000000

THE BRIDGES COMMUNITY ASSOCIATION
 C/O WALTERS MANAGEMENT COMPANY
 9665 CHESAPEAKE DR STE 300
 SAN DIEGO CA 92123-1364

*******5808 - CAB CHECKING**

Beginning Balance	\$156,526.44	Average Daily Balance	\$129,010.94
Total Deposits	\$142,012.66	Year-To-Date Interest Paid	\$0.00
Total Withdrawals	\$186,574.04	Days in Statement Period	33
Interest Paid	\$0.00	Annual Percentage Yield Earned	0.00%
Ending Balance	\$111,965.06		

TRANSACTION DETAIL

DEPOSITS/CREDITS

Date	Description	Amount
10/26	LOCKBOX DEPOSIT	\$3,184.00
10/27	LOCKBOX DEPOSIT	\$2,720.00
10/28	LOCKBOX DEPOSIT	\$5,263.00
10/31	LOCKBOX DEPOSIT	\$4,469.00
11/01	LOCKBOX DEPOSIT	\$20,205.00
11/02	LOCKBOX DEPOSIT	\$3,508.00
11/03	LOCKBOX DEPOSIT	\$6,340.66
11/04	LOCKBOX DEPOSIT	\$23,877.00
11/07	THE BRIDGES COMM ASSOC PMT 330848277 -SETT-A228SFTP5	\$37,968.00
11/07	LOCKBOX DEPOSIT	\$6,060.00
11/08	LOCKBOX DEPOSIT	\$6,277.00
11/09	LOCKBOX DEPOSIT	\$3,150.00
11/10	LOCKBOX DEPOSIT	\$1,918.00
11/14	LOCKBOX DEPOSIT	\$5,956.00
11/15	LOCKBOX DEPOSIT	\$1,918.00
11/16	LOCKBOX DEPOSIT	\$515.00
11/17	LOCKBOX DEPOSIT	\$530.00
11/18	LOCKBOX DEPOSIT	\$2,194.00
11/21	LOCKBOX DEPOSIT	\$1,716.00

DEPOSITS/CREDITS

Date	Description	Amount
11/23	LOCKBOX DEPOSIT	\$1,388.00
11/25	LOCKBOX DEPOSIT	\$2,856.00

WITHDRAWALS/DEBITS

Date	Description	Amount
11/01	THE WALTERS MANA EOM THE BRIDGES RSF 258	\$55.00
11/02	SD GAS & ELEC PAID SDGE OMAHA #####613413	\$82.75
11/09	THE WALTERS MANA MGMT FEE THE BRIDGES RSF 258	\$4,270.00
11/15	OLIVENHAIN WATER WATER BILL THE BRIDGES AT RSF COM 120510	\$3,695.25
11/18	888C398120775810 24441 UGMO TECHNOLOGIE V31493	\$1,280.00
11/18	888C398120775810 24441 PURCOR PEST SOLU V31498	\$1,400.00
11/18	888C398120775810 24441 PURCOR PEST SOLU V31499	\$1,400.00
11/18	888C398120775810 24441 PURCOR PEST SOLU V31495	\$1,400.00
11/18	888C398120775810 24441 PURCOR PEST SOLU V31494	\$1,400.00
11/18	888C398120775810 24441 PURCOR PEST SOLU V31496	\$1,400.00
11/22	THE WALTERS MANA CHARGEBACK THE BRIDGES RSF 258	\$582.74
11/22	FARMERS INS EXCH EFT PYMT . THE BRIDGES COMMUNIT F#####778	\$637.91
11/22	OLIVENHAIN WATER WATER BILL THE BRIDGES AT RSF COM 122490	\$864.11
11/22	OLIVENHAIN WATER WATER BILL THE BRIDGES AT RSF COM 121265	\$1,639.50
11/22	OLIVENHAIN WATER WATER BILL	\$2,024.28

WITHDRAWALS/DEBITS

Date	Description	Amount
	THE BRIDGES AT RSF COM 122480	
11/22	OLIVENHAIN WATER WATER BILL THE BRIDGES AT RSF COM	\$2,083.99
	122615	
11/22	OLIVENHAIN WATER WATER BILL THE BRIDGES AT RSF COM	\$2,430.31
	120995	
11/22	OLIVENHAIN WATER WATER BILL THE BRIDGES AT RSF COM	\$2,896.05
	122365	
11/22	OLIVENHAIN WATER WATER BILL THE BRIDGES AT RSF COM	\$3,116.97
	122215	
11/22	OLIVENHAIN WATER WATER BILL THE BRIDGES AT RSF COM	\$3,206.54
	122300	
11/25	SD GAS & ELEC PAID SDGE OMAHA	\$48.15
	#####476703	
11/25	SD GAS & ELEC PAID SDGE OMAHA	\$54.26
	#####613413	
11/25	SD GAS & ELEC PAID SDGE OMAHA	\$125.99
	#####913766	
11/25	SD GAS & ELEC PAID SDGE OMAHA	\$188.85
	#####558733	

CHECKS (IN NUMERIC ORDER)

Date	Check #	Amount	Date	Check #	Amount
10/26	31465	\$64.90	11/02	31478	\$1,400.00
10/28	31466	\$3,250.00	11/14	31481 *	\$3,575.00
10/27	31468 *	\$9,082.00	11/02	31482	\$67,885.49
11/02	31469	\$216.48	11/02	31483	\$2,141.19
11/15	31470	\$825.00	11/14	31484	\$4,100.00
11/21	31472 *	\$272.16	11/02	31485	\$3,440.00
11/04	31473	\$275.00	11/02	31486	\$4,900.00
11/04	31474	\$275.00	11/02	31487	\$19,485.00
11/02	31475	\$985.00	11/02	31488	\$17,450.00
11/09	31476	\$1,974.50	11/21	31489	\$4,600.00
11/02	31477	\$1,494.67	11/14	31491 *	\$2,600.00

* Skip in check sequence

MEMO: (25) THE BRIDGES COMMUNITY ASSOCIATION
985 CHESTERDALE DR. 300
SAN DIEGO, CA 92123-1364
858-495-0900

CIT BANK, N.A.
PASADENA, CA 91103
27-2891040

DATE 2022-10-12

0000031465

PAY Sixty Four Dollars and 90/100 Cents
TO THE ORDER OF

HOME TEAM PEST DEFENSE
315 STATE PL.
SECONDO, CA 92021-1363

AMOUNT \$ ****64.00

Signature on File

MEMO: PEST CONTROL BVC

#0000031465# #104002894# 27880580B#

Ck #: 31465 10/26/2022 Amt: \$64.90

MEMO: (25) THE BRIDGES COMMUNITY ASSOCIATION
985 CHESTERDALE DR. 300
SAN DIEGO, CA 92123-1364
858-495-0900

CIT BANK, N.A.
PASADENA, CA 91103
27-2891040

DATE 2022-10-12

0000031466

PAY THREE THOUSAND TWO HUNDRED FIFTY DOLLARS AND 00/100 CENTS
TO THE ORDER OF

San Diego Horse Rentals LLC
PO Box 5214
Imperial Beach, CA 91932

AMOUNT \$3,250.00

Signature on File

MEMO: SEP WATERS

#0000031466# #104002894# 27880580B#

Ck #: 31466 10/28/2022 Amt: \$3,250.00

MEMO: (25) THE BRIDGES COMMUNITY ASSOCIATION
985 CHESTERDALE DR. 300
SAN DIEGO, CA 92123-1364
858-495-0900

CIT BANK, N.A.
PASADENA, CA 91103
27-2891040

DATE 2022-10-27

0000031468

PAY THIRTEEN THOUSAND EIGHTY TWO DOLLARS AND 00/100 CENTS
TO THE ORDER OF

The Bridges
Morgan Stanley - Reserve
1111 Folsom St. Box 200
LA JOLLA, CA 92037

AMOUNT \$9,082.00

Signature on File

MEMO: Monthly Reserve

#0000031468# #104002894# 27880580B#

Ck #: 31468 10/27/2022 Amt: \$9,082.00

MEMO: (25) THE BRIDGES COMMUNITY ASSOCIATION
985 CHESTERDALE DR. 300
SAN DIEGO, CA 92123-1364
858-495-0900

CIT BANK, N.A.
PASADENA, CA 91103
27-2891040

DATE 2022-10-20

0000031469

PAY Two Hundred Sixteen Dollars and 48/100 Cents
TO THE ORDER OF

THE BRIDGES CLUB
PO BOX 1322
RANCHO SANTA FE, CA 92087-1322

AMOUNT \$ ****216.48

Signature on File

MEMO: SEP SHARED USE RESERVE

#0000031469# #104002894# 27880580B#

Ck #: 31469 11/02/2022 Amt: \$216.48

MEMO: (25) THE BRIDGES COMMUNITY ASSOCIATION
985 CHESTERDALE DR. 300
SAN DIEGO, CA 92123-1364
858-495-0900

CIT BANK, N.A.
PASADENA, CA 91103
27-2891040

DATE 2022-10-20

0000031470

PAY Eight Hundred Twenty Five Dollars and 00/100 Cents
TO THE ORDER OF

ASSOCIATION RESERVE SAN DIEGO LLC
200 WESTWOOD CANYON RD. STE. 100
SAN DIEGO, CA 92108-4671

AMOUNT \$ ****825.00

Signature on File

MEMO: RESERVE STUDY REPORT # 14591-15

#0000031470# #104002894# 27880580B#

Ck #: 31470 11/15/2022 Amt: \$825.00

MEMO: (25) THE BRIDGES COMMUNITY ASSOCIATION
985 CHESTERDALE DR. 300
SAN DIEGO, CA 92123-1364
858-495-0900

CIT BANK, N.A.
PASADENA, CA 91103
27-2891040

DATE 2022-10-20

0000031472

PAY Two Hundred Seventy Two Dollars and 18/100 Cents
TO THE ORDER OF

COMMUNITY PESTS INC
PO BOX 481979
SAN DIEGO, CA 92148-1979

AMOUNT \$ ****272.18

Signature on File

MEMO: CIVIL CODE SECTION 404 LETTERFORM

#0000031472# #104002894# 27880580B#

Ck #: 31472 11/21/2022 Amt: \$272.18

MEMO: (25) THE BRIDGES COMMUNITY ASSOCIATION
985 CHESTERDALE DR. 300
SAN DIEGO, CA 92123-1364
858-495-0900

CIT BANK, N.A.
PASADENA, CA 91103
27-2891040

DATE 2022-10-20

0000031473

PAY Two Hundred Seventy Five Dollars and 00/100 Cents
TO THE ORDER OF

PURDOR PEST SOLUTIONS
PO BOX 38219
SCOTTLE WA 98124-3419

AMOUNT \$ ****275.00

Signature on File

MEMO: SET TRAPPING, ONE COYOTE CAUGHT, REMOVED FROM TRAPS

#0000031473# #104002894# 27880580B#

Ck #: 31473 11/04/2022 Amt: \$275.00

MEMO: (25) THE BRIDGES COMMUNITY ASSOCIATION
985 CHESTERDALE DR. 300
SAN DIEGO, CA 92123-1364
858-495-0900

CIT BANK, N.A.
PASADENA, CA 91103
27-2891040

DATE 2022-10-20

0000031474

PAY Two Hundred Seventy Five Dollars and 00/100 Cents
TO THE ORDER OF

PURDOR PEST SOLUTIONS
PO BOX 38219
SCOTTLE WA 98124-3419

AMOUNT \$ ****275.00

Signature on File

MEMO: PEST OF COYOTE

#0000031474# #104002894# 27880580B#

Ck #: 31474 11/04/2022 Amt: \$275.00

MEMO: (25) THE BRIDGES COMMUNITY ASSOCIATION
985 CHESTERDALE DR. 300
SAN DIEGO, CA 92123-1364
858-495-0900

CIT BANK, N.A.
PASADENA, CA 91103
27-2891040

DATE 2022-10-20

0000031476

PAY Nine Hundred Eighty Five Dollars and 00/100 Cents
TO THE ORDER OF

CILLO TREE CARE
1800 WILSON RD.
SECONDO, CA 92083-1741

AMOUNT \$ ****985.00

Signature on File

MEMO: VILLA TREE WORK, JULY

#0000031476# #104002894# 27880580B#

Ck #: 31475 11/02/2022 Amt: \$985.00

MEMO: (25) THE BRIDGES COMMUNITY ASSOCIATION
985 CHESTERDALE DR. 300
SAN DIEGO, CA 92123-1364
858-495-0900

CIT BANK, N.A.
PASADENA, CA 91103
27-2891040

DATE 2022-10-20

0000031478

PAY One Thousand Nine Hundred Seventy Four Dollars and 50/100 Cents
TO THE ORDER OF

CLEAN & MAINTENANCE SVCS
1555 R CENTRE CITY PKY STE 420
ESCONDIDO, CA 92029-9889

AMOUNT \$ ****1974.50

Signature on File

MEMO: SEP BVC

#0000031478# #104002894# 27880580B#

Ck #: 31476 11/09/2022 Amt: \$1,974.50

MEMO: (25) THE BRIDGES COMMUNITY ASSOCIATION
985 CHESTERDALE DR. 300
SAN DIEGO, CA 92123-1364
858-495-0900

CIT BANK, N.A.
PASADENA, CA 91103
27-2891040

DATE 2022-10-20

0000031477

PAY One Thousand Four Hundred Ninety Four Dollars and 67/100 Cents
TO THE ORDER OF

THE BRIDGES CLUB
PO BOX 1322
RANCHO SANTA FE, CA 92087-1322

AMOUNT \$ ****1494.67

Signature on File

MEMO: SEP WATER REMBURSE

#0000031477# #104002894# 27880580B#

Ck #: 31477 11/02/2022 Amt: \$1,494.67

MEMO: (25) THE BRIDGES COMMUNITY ASSOCIATION
985 CHESTERDALE DR. 300
SAN DIEGO, CA 92123-1364
858-495-0900

CIT BANK, N.A.
PASADENA, CA 91103
27-2891040

DATE 2022-10-20

0000031479

PAY One Thousand Four Hundred Dollars and 00/100 Cents
TO THE ORDER OF

THE BRIDGES CLUB
PO BOX 1322
RANCHO SANTA FE, CA 92087-1322


AMOUNT \$ ****1400.00

Signature on File


MEMO: SEP GROVES LANDSCAPE

#0000031479# #104002894# 27880580B#


Ck #: 31478 11/02/2022 Amt: \$1,400.00




Ck #: 31481 11/14/2022 Amt: \$3,575.00




Ck #: 31482 11/02/2022 Amt: \$67,885.49




Ck #: 31483 11/02/2022 Amt: \$2,141.19



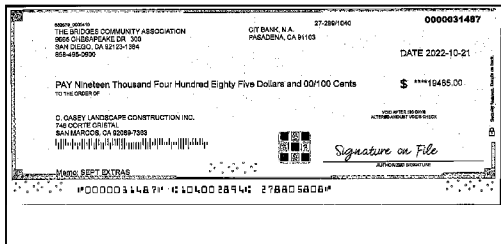
Ck #: 31484 11/14/2022 Amt: \$4,100.00




Ck #: 31485 11/02/2022 Amt: \$3,440.00




Ck #: 31486 11/02/2022 Amt: \$4,900.00




Ck #: 31487 11/02/2022 Amt: \$19,485.00



Ck #: 31488 11/02/2022 Amt: \$17,450.00



Ck #: 31489 11/21/2022 Amt: \$4,600.00



Ck #: 31491 11/14/2022 Amt: \$2,600.00

Bridges Comm Assoc

Bank Reconciliation

Bank: Morgan Stanley Excess Op Cash Account: *****9141

Statement Date: 11/25/2022

G/L Balance: 121,852.73
Statement Balance: 121,852.73

Item	Date	Check #	Amount	Balance
			Previous Balance:	121,837.22
Bank Reconcile: Interest Earned	11/25/2022		15.51	121,852.73
		Total Deposits / Adjustments:	15.51	
			Statement Balance:	121,852.73

Voided Checks In Period:

Check #	Date	Reference	Voided Checks
---------	------	-----------	---------------

Outstanding Items:

Check #	Date	Reference	Uncleared Checks
---------	------	-----------	------------------

Bank Reconciliation Summary: Morgan Stanley Excess Op Cash Account: ***9141**

G/L Balance:	121,852.73
Uncleared Checks, Credits:	0.00
Uncleared Deposits, Debits:	0.00
G/L Difference:	121,852.73
Statement Balance:	121,852.73
G/L and Balance Difference:	0.00

* voided check

Bridges Comm Assoc

Bank Reconciliation

Bank: Morgan Stanley Reserve Cash Account: *****9125

Statement Date: 11/25/2022

G/L Balance: 1,399,108.57
Statement Balance: 1,392,016.57

Item	Date	Check #	Amount	Balance
			Previous Balance:	1,382,758.31
Monthly Reserve Contribution	10/19/2022		9,082.00	1,391,840.31
Bank Reconcile: Interest Earned	11/25/2022		176.26	1,392,016.57
		Total Deposits / Adjustments:	9,258.26	
			Statement Balance:	1,392,016.57

Outstanding Items:

Check #	Date	Reference	Uncleared Checks
20070	10/20/2022	The Bridges Club	1,990.00
			1,990.00

Date	Reference	Uncleared Deposits
11/18/2022	Monthly Reserve Contribution	9,082.00
		9,082.00

Bank Reconciliation Summary: Morgan Stanley Reserve Cash Account: ***9125**

G/L Balance:	1,399,108.57
Uncleared Checks, Credits:	1,990.00
Uncleared Deposits, Debits:	9,082.00
G/L Difference:	1,392,016.57
Statement Balance:	1,392,016.57
G/L and Balance Difference:	0.00

Bridges Comm Assoc

Bank Reconciliation

Bank: Morgan Stanley Reserve Cash Account: *****9125

Statement Date: 10/31/2022

G/L Balance: 1,389,850.31
Statement Balance: 1,382,758.31

Item	Date	Check #	Amount	Balance
			Previous Balance:	1,373,507.06
Monthly Reserve Contribution	9/21/2022		9,082.00	1,382,589.06
Bank Reconcile: Interest Earned	9/30/2022		169.25	1,382,758.31
		Total Deposits / Adjustments:	9,251.25	
			Statement Balance:	1,382,758.31

Outstanding Items:

Check #	Date	Reference	Uncleared Checks
20070	10/20/2022	The Bridges Club	1,990.00
			1,990.00

Date	Reference	Uncleared Deposits
10/19/2022	Monthly Reserve Contribution	9,082.00
		9,082.00

Bank Reconciliation Summary: Morgan Stanley Reserve Cash Account: ***9125**

G/L Balance:	1,389,850.31
Uncleared Checks, Credits:	1,990.00
Uncleared Deposits, Debits:	9,082.00
G/L Difference:	1,382,758.31
Statement Balance:	1,382,758.31
G/L and Balance Difference:	0.00

Check Register with Detail

Check Date 10/26/2022 To 11/25/2022 11:59:00 PM

Bridges Comm Assoc

Check #	Check Date	Ctrl #	Vendor	Department	Amount	Status
Invoice #		Expense Memo				
CIT Checking						20
Auto	10/27/2022	81641	Walters Management		867.06	VOIDED
Inv. # 202210258CB		650000	Administrative Expenses chargeback 10/22	Operating	867.06	
Auto	10/27/2022	81643	Walters Management		55.00	PAID
Inv. # 202210258ME		502720	Late Charges EOM Fees 10/22	Operating	30.00	
Inv. # 202210258ME		651800	Collection Expense EOM Fees 10/22	Operating	25.00	
Auto	11/1/2022	81784	San Diego Gas & Electric		82.75	PAID
Inv. # 11220002966134134		620000	Electricity 0002 9661 3413 4 09/08-10/06/22	Operating	82.75	
Auto	11/8/2022	81945	Walters Management		4,270.00	PAID
Inv. # MGMT1810911		661000	Property Management Management Fee 11/2022	Operating	2,850.00	
Inv. # MGMT1810911		810340	CC1 Management Fee Management Fee 11/2022	Operating	400.00	
Inv. # MGMT1810911		820260	CC2 Management Fee Management Fee 11/2022	Operating	300.00	
Inv. # MGMT1810911		830210	CC3 Management Fee Management Fee 11/2022	Operating	100.00	
Inv. # MGMT1810911		650000	Administrative Expenses Mnthly Web Mntc 11/2022	Operating	120.00	
Inv. # MGMT1810911		661030	Arch Maintenance Fee Mnt Arc Mntce 11/2022	Operating	500.00	
Auto	11/15/2022	81785	Olivenhain Municipal Water District		3,695.25	PAID
Inv. # 221115120510		621100	Water Irrigation 120510 9/8/22 10/11/22	Operating	3,695.25	
Auto	11/15/2022	82349	Walters Management		582.74	PAID
Inv. # 202211258CB		650000	Administrative Expenses Chargeback 11/22	Operating	582.74	
Auto	11/22/2022	82662	Farmers Insurance Exchange		637.91	PAID
Inv. # 1122F007774778001000		654000	Insurance F007774778-001-00001 NOV INSTALLMENT	Operating	637.91	
Auto	11/22/2022	81795	Olivenhain Municipal Water District		18,261.75	PAID
Inv. # 11221052953999999		810180	CC1 Water 1052953-999999 09/08-10/11/22	Operating	5,824.94	
Inv. # 11221052953999999		621100	Water Irrigation 1052953-999999 09/08-10/11/22	Operating	12,436.81	
Auto	11/23/2022	82105	San Diego Gas & Electric		125.99	PAID
Inv. # 11220032799137665		620000	Electricity 0032 7991 3766 5 10/07-11/04/22	Operating	125.99	
Auto	11/23/2022	82105	San Diego Gas & Electric		188.85	PAID

Check Register with Detail

Check Date 10/26/2022 To 11/25/2022 11:59:00 PM

Bridges Comm Assoc

Check #	Check Date	Ctrl #	Vendor	Department	Amount	Status
Invoice #		Expense Memo				
Inv. # 11220002925587331		620000	Electricity 0002 9255 8733 1 10/07-11/04/22	Operating	188.85	
Auto	11/23/2022	821066	San Diego Gas & Electric		48.15	PAID
Inv. # 11220077824767036		620000	Electricity 0077 8247 6703 6 10/07-11/04/22	Operating	48.15	
Auto	11/23/2022	823936	San Diego Gas & Electric		54.26	PAID
Inv. # 11220002966134134A		620000	Electricity 0002 9661 3413 4 10/07-11/04/22	Operating	54.26	
Auto	11/25/2022	823466	Walters Management		375.00	PAID
Inv. # 202211258ME		502720	Late Charges EOM Fees 11/22	Operating	100.00	
Inv. # 202211258ME		651800	Collection Expense EOM Fees 11/22	Operating	275.00	
31491	11/2/2022	817196	KJA Consulting		2,600.00	PAID
Inv. # KJA170		651000	Professional Fees October Service	Operating	2,600.00	
31492	11/18/2022	820866	The Bridges Club		872.62	PAID
Inv. # 1299103122		634000	Repairs & Maintenance lighting and repairs	Operating	872.62	
31493	11/18/2022	820946	UgMO Technologies		1,280.00	PAID
Inv. # 8713		639000	Landscaping OCT SVC	Operating	1,280.00	
31494	11/18/2022	820946	PURCOR Pest Solutions		1,400.00	PAID
Inv. # 9912076		637000	Pest Control OCT SVC	Operating	1,400.00	
31495	11/18/2022	820946	PURCOR Pest Solutions		1,400.00	PAID
Inv. # 9438453		637000	Pest Control JUN SVC	Operating	1,400.00	
31496	11/18/2022	820956	PURCOR Pest Solutions		1,400.00	PAID
Inv. # 9900771		637000	Pest Control SEP SVC	Operating	1,400.00	
31497	11/18/2022	820956	OnSolve LLC		1,441.89	PAID
Inv. # 15257553		650000	Administrative Expenses ADMIN FEE	Operating	1,441.89	
31498	11/18/2022	820956	PURCOR Pest Solutions		1,400.00	PAID
Inv. # 9385013		637000	Pest Control APR SVC	Operating	1,400.00	
31499	11/18/2022	820956	PURCOR Pest Solutions		1,400.00	PAID
Inv. # 9385092		637000	Pest Control MAY SVC	Operating	1,400.00	
31500	11/18/2022	820966	Cleanlot Maintenance Svcs		1,974.50	PAID
Inv. # 225629		634052	Private Streets & Driveways OCT SVC	Operating	1,974.50	

Check Register with Detail

Check Date 10/26/2022 To 11/25/2022 11:59:00 PM

Bridges Comm Assoc

Check #	Check Date	Ctrl #	Vendor	Department	Amount	Status
31501	11/18/2022	82097	The Bridges Club		1,742.12	PAID
Inv. # 1299A103122		639200	Tree Service TREE WORK	Operating	1,742.12	
31502	11/18/2022	82097	The Bridges Club		1,400.00	PAID
Inv. # 1300103122		820210	CC2 Landscaping OCT GROVES LANDSCAPE	Operating	1,400.00	
31503	11/18/2022	82098	The Bridges Club		1,482.23	PAID
Inv. # 1301103122		621100	Water Irrigation OCT WATR REIMBURSE	Operating	1,482.23	
31504	11/18/2022	82108	The Bridges		9,082.00	PAID
		901110	General Replacement Reserve Contribution	Operating	6,694.00	
		910060	CC1R Gen Replacement Reserve Contribution	Operating	1,967.00	
		920060	CC2R Gen Replacement Reserve Contribution	Operating	181.00	
		930020	CC3R Gen Replacement Reserve Contribution	Operating	240.00	
31505	11/18/2022	82108	Julie Bigelow		68.40	PAID
Inv. # 15501112022		650360	Copies, Printing & Postage Hallow een Event	Operating	68.40	
31506	11/23/2022	82248	The Bridges Club		67,885.49	PAID
Inv. # 130210012022		634550	Shared Use Expense OCT SHARED USE	Operating	67,885.49	
31507	11/23/2022	82257	The Bridges Club		3,440.00	PAID
Inv. # 1303103122		639000	Landscaping OCT ENTRY NODES	Operating	3,440.00	
31508	11/23/2022	82275	Rockey Murata Landscaping Inc		4,600.00	PAID
Inv. # 102296L		639000	Landscaping OCT SVC	Operating	4,600.00	
31509	11/23/2022	82277	The Bridges Club		2,141.19	PAID
Inv. # 1305100122		634550	Shared Use Expense OCT SHARED USE RESERVE	Operating	2,141.19	
					Total	136,255.15
					Voided	867.06
					CIT Checking TOTAL \$	135,388.09

Bridges Comm Assoc
General Ledger Summary

Posted 10/26/2022 To 11/25/2022 11:59:00 PM

Posted	Transaction	Source	Note	Debit	Credit	Balance
Operating						
100000 CIT Checking *****5808						9,702.11
10/27/2022	10/25/2022	A/P	A/P Voucher Post: Chk# Auto: Walters Management		867.06	8,835.05
10/26/2022	10/26/2022	A/R	Lockbox	3,184.00		12,019.05
10/27/2022	10/27/2022	A/R	Lockbox	2,720.00		14,739.05
10/27/2022	10/27/2022	A/P	A/P Voucher Post: Chk# Auto: Walters Management		867.06	13,871.99
10/27/2022	10/27/2022	A/P	A/P Voucher Post: Chk# Auto: Walters Management		55.00	13,816.99
10/27/2022	10/27/2022	A/P	A/P Voucher Payment Void: Walters Management, Che	867.06		14,684.05
10/28/2022	10/28/2022	A/R	Lockbox	5,263.00		19,947.05
10/31/2022	10/31/2022	A/R	Lockbox	4,469.00		24,416.05
11/1/2022	11/1/2022	A/R	Lockbox	20,205.00		44,621.05
11/1/2022	11/1/2022	A/P	A/P Voucher Post: Chk# Auto: San Diego Gas & Electr		82.75	44,538.30
11/2/2022	11/2/2022	A/P	A/P Voucher Post: Chk# 31491: KJA Consulting		2,600.00	41,938.30
11/2/2022	11/2/2022	A/R	Lockbox	3,508.00		45,446.30
11/3/2022	11/3/2022	A/R	Lockbox	6,340.66		51,786.96
11/4/2022	11/4/2022	A/R	Lockbox	23,877.00		75,663.96
11/7/2022	11/7/2022	A/R	Lockbox	37,968.00		113,631.96
11/7/2022	11/7/2022	A/R	Lockbox	6,060.00		119,691.96
11/8/2022	11/8/2022	A/R	Lockbox	6,277.00		125,968.96
11/8/2022	11/8/2022	A/P	A/P Voucher Post: Chk# Auto: Walters Management		4,270.00	121,698.96
11/9/2022	11/9/2022	A/R	Lockbox	3,150.00		124,848.96
11/10/2022	11/10/2022	A/R	Lockbox	1,918.00		126,766.96
11/14/2022	11/14/2022	A/R	Lockbox	5,956.00		132,722.96
11/15/2022	11/15/2022	A/P	A/P Voucher Post: Chk# Auto: Olivenhain Municipal W:		3,695.25	129,027.71
11/15/2022	11/15/2022	A/R	Lockbox	1,918.00		130,945.71
11/15/2022	11/15/2022	A/P	A/P Voucher Post: Chk# Auto: Walters Management		582.74	130,362.97
11/16/2022	11/16/2022	A/R	Lockbox	515.00		130,877.97
11/17/2022	11/17/2022	A/R	Lockbox	530.00		131,407.97
11/18/2022	11/18/2022	A/P	A/P Voucher Post: Chk# 31492: The Bridges Club		872.62	130,535.35
11/18/2022	11/18/2022	A/P	A/P Voucher Post: Chk# 31493: UgMO Technologies		1,280.00	129,255.35
11/18/2022	11/18/2022	A/P	A/P Voucher Post: Chk# 31494: PURCOR Pest Solutior		1,400.00	127,855.35
11/18/2022	11/18/2022	A/P	A/P Voucher Post: Chk# 31495: PURCOR Pest Solutior		1,400.00	126,455.35
11/18/2022	11/18/2022	A/P	A/P Voucher Post: Chk# 31496: PURCOR Pest Solutior		1,400.00	125,055.35
11/18/2022	11/18/2022	A/P	A/P Voucher Post: Chk# 31497: OnSolve LLC		1,441.89	123,613.46
11/18/2022	11/18/2022	A/P	A/P Voucher Post: Chk# 31498: PURCOR Pest Solutior		1,400.00	122,213.46
11/18/2022	11/18/2022	A/P	A/P Voucher Post: Chk# 31499: PURCOR Pest Solutior		1,400.00	120,813.46
11/18/2022	11/18/2022	A/P	A/P Voucher Post: Chk# 31500: Cleanlot Maintenance		1,974.50	118,838.96
11/18/2022	11/18/2022	A/P	A/P Voucher Post: Chk# 31501: The Bridges Club		1,742.12	117,096.84
11/18/2022	11/18/2022	A/P	A/P Voucher Post: Chk# 31502: The Bridges Club		1,400.00	115,696.84
11/18/2022	11/18/2022	A/P	A/P Voucher Post: Chk# 31503: The Bridges Club		1,482.23	114,214.61
11/18/2022	11/18/2022	A/P	A/P Voucher Post: Chk# 31504: The Bridges		9,082.00	105,132.61
11/18/2022	11/18/2022	A/P	A/P Voucher Post: Chk# 31505: Julie Bigelow		68.40	105,064.21
11/18/2022	11/18/2022	A/R	Lockbox	2,194.00		107,258.21
11/21/2022	11/21/2022	A/R	Lockbox	1,716.00		108,974.21
11/22/2022	11/22/2022	A/P	A/P Voucher Post: Chk# Auto: Olivenhain Municipal W:		18,261.75	90,712.46
11/22/2022	11/22/2022	A/P	A/P Voucher Post: Chk# Auto: Farmers Insurance Exc		637.91	90,074.55
11/23/2022	11/23/2022	A/P	A/P Voucher Post: Chk# Auto: San Diego Gas & Electr		125.99	89,948.56
11/23/2022	11/23/2022	A/P	A/P Voucher Post: Chk# Auto: San Diego Gas & Electr		188.85	89,759.71
11/23/2022	11/23/2022	A/P	A/P Voucher Post: Chk# Auto: San Diego Gas & Electr		48.15	89,711.56
11/23/2022	11/23/2022	A/P	A/P Voucher Post: Chk# 31506: The Bridges Club		67,885.49	21,826.07
11/23/2022	11/23/2022	A/P	A/P Voucher Post: Chk# 31507: The Bridges Club		3,440.00	18,386.07
11/23/2022	11/23/2022	A/P	A/P Voucher Post: Chk# 31508: Rockey Murata Lands		4,600.00	13,786.07
11/23/2022	11/23/2022	A/P	A/P Voucher Post: Chk# 31509: The Bridges Club		2,141.19	11,644.88
11/23/2022	11/23/2022	A/R	Lockbox	1,388.00		13,032.88
11/23/2022	11/23/2022	A/P	A/P Voucher Post: Chk# Auto: San Diego Gas & Electr		54.26	12,978.62

Bridges Comm Assoc
General Ledger Summary

Posted 10/26/2022 To 11/25/2022 11:59:00 PM

Posted	Transaction	Source	Note	Debit	Credit	Balance
11/25/2022	11/25/2022	A/R	Lockbox	2,856.00		15,834.62
11/25/2022	11/25/2022	A/P	A/P Voucher Post: Chk# Auto: Walters Management		375.00	15,459.62
			Net Change: 5,757.51	142,879.72	137,122.21	15,459.62
100130 Morgan Stanley Excess Op Cash *****9141						121,837.22
11/25/2022	11/25/2022	G/L	Bank Reconcile: Interest Earned	15.51		121,852.73
			Net Change: 15.51	15.51	0.00	121,852.73
102350 Morgan Stanley Reserve Cash *****9125						1,389,850.31
11/18/2022	11/18/2022	G/L	Monthly Reserve Contribution	9,082.00		1,398,932.31
11/25/2022	11/25/2022	G/L	Bank Reconcile: Interest Earned	176.26		1,399,108.57
			Net Change: 9,258.26	9,258.26	0.00	1,399,108.57
110000 Accounts Receivable						4,480.00
10/26/2022	10/26/2022	A/R	Late Fee	125.00		4,605.00
11/1/2022	11/1/2022	A/R	Billing	148,807.00		153,412.00
11/3/2022	11/1/2022	A/R	New Resident: Void Transaction	530.00	530.00	153,412.00
11/7/2022	11/7/2022	A/R	Apply Credit		82,120.00	71,292.00
11/7/2022	11/7/2022	A/R	Apply Credit		37,968.00	33,324.00
11/7/2022	11/7/2022	A/R	Apply Credit		6,060.00	27,264.00
11/8/2022	11/8/2022	A/R	Apply Credit		5,752.00	21,512.00
11/9/2022	11/9/2022	A/R	Apply Credit		2,105.00	19,407.00
11/10/2022	11/10/2022	A/R	Apply Credit		1,918.00	17,489.00
11/14/2022	11/14/2022	A/R	Apply Credit		5,441.00	12,048.00
11/15/2022	11/15/2022	A/R	Apply Credit		1,918.00	10,130.00
11/16/2022	11/16/2022	A/R	Late Fee	100.00		10,230.00
11/16/2022	11/16/2022	A/R	Apply Credit		165.00	10,065.00
11/17/2022	11/17/2022	A/R	Apply Credit		10.00	10,055.00
11/18/2022	11/18/2022	A/R	Apply Credit		1,236.00	8,819.00
11/22/2022	11/20/2022	A/R	Late Fee	150.00		8,969.00
11/21/2022	11/21/2022	A/R	Apply Credit		858.00	8,111.00
			Net Change: 3,631.00	149,712.00	146,081.00	8,111.00
210000 Prepaid Assessments						(47,402.79)
10/26/2022	10/26/2022	A/R	Lockbox		3,184.00	(50,586.79)
10/27/2022	10/27/2022	A/R	Lockbox		2,720.00	(53,306.79)
10/28/2022	10/28/2022	A/R	Lockbox		5,263.00	(58,569.79)
10/31/2022	10/31/2022	A/R	Lockbox		4,469.00	(63,038.79)
11/1/2022	11/1/2022	A/R	Lockbox		20,205.00	(83,243.79)
11/2/2022	11/2/2022	A/R	Lockbox		3,508.00	(86,751.79)
11/3/2022	11/3/2022	A/R	Lockbox		6,340.66	(93,092.45)
11/4/2022	11/4/2022	A/R	Lockbox		23,877.00	(116,969.45)
11/7/2022	11/7/2022	A/R	Apply Credit	82,120.00		(34,849.45)
11/7/2022	11/7/2022	A/R	Lockbox		37,968.00	(72,817.45)
11/7/2022	11/7/2022	A/R	Apply Credit	37,968.00		(34,849.45)
11/7/2022	11/7/2022	A/R	Lockbox		6,060.00	(40,909.45)
11/7/2022	11/7/2022	A/R	Apply Credit	6,060.00		(34,849.45)
11/8/2022	11/8/2022	A/R	Lockbox		6,277.00	(41,126.45)
11/8/2022	11/8/2022	A/R	Apply Credit	5,752.00		(35,374.45)
11/9/2022	11/9/2022	A/R	Lockbox		3,150.00	(38,524.45)
11/9/2022	11/9/2022	A/R	Apply Credit	2,105.00		(36,419.45)
11/10/2022	11/10/2022	A/R	Lockbox		1,918.00	(38,337.45)
11/10/2022	11/10/2022	A/R	Apply Credit	1,918.00		(36,419.45)

Bridges Comm Assoc
General Ledger Summary

Posted 10/26/2022 To 11/25/2022 11:59:00 PM

Posted	Transaction	Source	Note	Debit	Credit	Balance
11/14/2022	11/14/2022	A/R	Lockbox		5,956.00	(42,375.45)
11/14/2022	11/14/2022	A/R	Apply Credit	5,441.00		(36,934.45)
11/15/2022	11/15/2022	A/R	Lockbox		1,918.00	(38,852.45)
11/15/2022	11/15/2022	A/R	Apply Credit	1,918.00		(36,934.45)
11/16/2022	11/16/2022	A/R	Lockbox		515.00	(37,449.45)
11/16/2022	11/16/2022	A/R	Apply Credit	165.00		(37,284.45)
11/17/2022	11/17/2022	A/R	Lockbox		530.00	(37,814.45)
11/17/2022	11/17/2022	A/R	Apply Credit	10.00		(37,804.45)
11/18/2022	11/18/2022	A/R	Lockbox		2,194.00	(39,998.45)
11/18/2022	11/18/2022	A/R	Apply Credit	1,236.00		(38,762.45)
11/21/2022	11/21/2022	A/R	Lockbox		1,716.00	(40,478.45)
11/21/2022	11/21/2022	A/R	Apply Credit	858.00		(39,620.45)
11/23/2022	11/23/2022	A/R	Lockbox		1,388.00	(41,008.45)
11/25/2022	11/25/2022	A/R	Lockbox		2,856.00	(43,864.45)
			Net Change:	3,538.34		
				145,551.00	142,012.66	(43,864.45)
301110 General Replacement						(1,130,283.63)
11/18/2022	11/18/2022	G/L	Monthly Reserve Contribution		6,694.00	(1,136,977.63)
			Net Change:	(6,694.00)		
				0.00	6,694.00	(1,136,977.63)
301290 Interest						(4,758.06)
11/25/2022	11/25/2022	G/L	Bank Reconcile: Interest Earned		176.26	(4,934.32)
11/25/2022	11/25/2022	G/L	Bank Reconcile: Interest Earned		15.51	(4,949.83)
11/25/2022	11/25/2022	G/L	Reclass Interest 11/2022	15.51		(4,934.32)
			Net Change:	(176.26)		
				15.51	191.77	(4,934.32)
302820 Tree Replacement						1,990.00
310060 CC1R Gen Replacement						(213,498.72)
11/18/2022	11/18/2022	G/L	Monthly Reserve Contribution		1,967.00	(215,465.72)
			Net Change:	(1,967.00)		
				0.00	1,967.00	(215,465.72)
320060 CC2R Gen Replacement						(25,748.70)
11/18/2022	11/18/2022	G/L	Monthly Reserve Contribution		181.00	(25,929.70)
			Net Change:	(181.00)		
				0.00	181.00	(25,929.70)
330020 CC3R Gen Replacement						(17,551.20)
11/18/2022	11/18/2022	G/L	Monthly Reserve Contribution		240.00	(17,791.20)
			Net Change:	(240.00)		
				0.00	240.00	(17,791.20)
399990 Retained Earnings						(150,393.46)
502000 Assessment Income						(1,250,800.00)
11/1/2022	11/1/2022	A/R	Billing		125,080.00	(1,375,880.00)
11/3/2022	11/1/2022	A/R	New Resident: Void Transaction	530.00	530.00	(1,375,880.00)
			Net Change:	(125,080.00)		
				530.00	125,610.00	(1,375,880.00)
502200 Unrefundable						(1,545.00)
502720 Late Charges						(60.00)
10/27/2022	10/27/2022	A/P	A/P Voucher Post: Chk# Auto: Walters Management	30.00		(30.00)
11/16/2022	11/16/2022	A/R	Late Fee		100.00	(130.00)
11/25/2022	11/25/2022	A/P	A/P Voucher Post: Chk# Auto: Walters Management	100.00		(30.00)

Bridges Comm Assoc
General Ledger Summary

Posted 10/26/2022 To 11/25/2022 11:59:00 PM

Posted	Transaction	Source	Note	Debit	Credit	Balance
			Net Change: 30.00	130.00	100.00	(30.00)
502980 Collection Reimbursement						(675.00)
10/26/2022	10/26/2022	A/R	Late Fee		125.00	(800.00)
11/22/2022	11/20/2022	A/R	Late Fee		150.00	(950.00)
			Net Change: (275.00)	0.00	275.00	(950.00)
511000 Interest Income						(41.43)
11/25/2022	11/25/2022	G/L	Reclass Interest 11/2022		15.51	(56.94)
			Net Change: (15.51)	0.00	15.51	(56.94)
620000 Electricity						3,545.07
11/1/2022	11/1/2022	A/P	A/P Voucher Post: Chk# Auto: San Diego Gas & Electr	82.75		3,627.82
11/23/2022	11/23/2022	A/P	A/P Voucher Post: Chk# Auto: San Diego Gas & Electr	125.99		3,753.81
11/23/2022	11/23/2022	A/P	A/P Voucher Post: Chk# Auto: San Diego Gas & Electr	188.85		3,942.66
11/23/2022	11/23/2022	A/P	A/P Voucher Post: Chk# Auto: San Diego Gas & Electr	48.15		3,990.81
11/23/2022	11/23/2022	A/P	A/P Voucher Post: Chk# Auto: San Diego Gas & Electr	54.26		4,045.07
			Net Change: 500.00	500.00	0.00	4,045.07
621100 Water Irrigation						104,521.43
11/15/2022	11/15/2022	A/P	A/P Voucher Post: Chk# Auto: Olivenhain Municipal W:	3,695.25		108,216.68
11/18/2022	11/18/2022	A/P	A/P Voucher Post: Chk# 31503: The Bridges Club	1,482.23		109,698.91
11/22/2022	11/22/2022	A/P	A/P Voucher Post: Chk# Auto: Olivenhain Municipal W:	12,436.81		122,135.72
			Net Change: 17,614.29	17,614.29	0.00	122,135.72
634000 Repairs & Maintenance						22,532.59
11/18/2022	11/18/2022	A/P	A/P Voucher Post: Chk# 31492: The Bridges Club	872.62		23,405.21
			Net Change: 872.62	872.62	0.00	23,405.21
634052 Private Streets & Driveways						19,386.01
11/18/2022	11/18/2022	A/P	A/P Voucher Post: Chk# 31500: Cleanlot Maintenance	1,974.50		21,360.51
			Net Change: 1,974.50	1,974.50	0.00	21,360.51
634550 Shared Use Expense						632,786.84
11/23/2022	11/23/2022	A/P	A/P Voucher Post: Chk# 31506: The Bridges Club	67,885.49		700,672.33
11/23/2022	11/23/2022	A/P	A/P Voucher Post: Chk# 31509: The Bridges Club	2,141.19		702,813.52
			Net Change: 70,026.68	70,026.68	0.00	702,813.52
637000 Pest Control						8,299.70
11/18/2022	11/18/2022	A/P	A/P Voucher Post: Chk# 31494: PURCOR Pest Solutior	1,400.00		9,699.70
11/18/2022	11/18/2022	A/P	A/P Voucher Post: Chk# 31495: PURCOR Pest Solutior	1,400.00		11,099.70
11/18/2022	11/18/2022	A/P	A/P Voucher Post: Chk# 31496: PURCOR Pest Solutior	1,400.00		12,499.70
11/18/2022	11/18/2022	A/P	A/P Voucher Post: Chk# 31498: PURCOR Pest Solutior	1,400.00		13,899.70
11/18/2022	11/18/2022	A/P	A/P Voucher Post: Chk# 31499: PURCOR Pest Solutior	1,400.00		15,299.70
			Net Change: 7,000.00	7,000.00	0.00	15,299.70
639000 Landscaping						158,510.70
11/18/2022	11/18/2022	A/P	A/P Voucher Post: Chk# 31493: UgMO Technologies	1,280.00		159,790.70
11/23/2022	11/23/2022	A/P	A/P Voucher Post: Chk# 31507: The Bridges Club	3,440.00		163,230.70
11/23/2022	11/23/2022	A/P	A/P Voucher Post: Chk# 31508: Rockey Murata Lands	4,600.00		167,830.70

Bridges Comm Assoc
General Ledger Summary

Posted 10/26/2022 To 11/25/2022 11:59:00 PM

Posted	Transaction	Source	Note	Debit	Credit	Balance
			Net Change: 9,320.00	9,320.00	0.00	167,830.70
			639070 Landscape Supplies			19,340.00
			639200 Tree Service			3,315.98
11/18/2022	11/18/2022	A/P	A/P Voucher Post: Chk# 31501: The Bridges Club	1,742.12		5,058.10
			Net Change: 1,742.12	1,742.12	0.00	5,058.10
			639255 Tree Spraying			11,040.00
			639350 Brush Control			35,000.00
			650000 Administrative Expenses			9,614.48
10/27/2022	10/25/2022	A/P	A/P Voucher Post: Chk# Auto: Walters Management	867.06		10,481.54
10/27/2022	10/27/2022	A/P	A/P Voucher Post: Chk# Auto: Walters Management	867.06		11,348.60
10/27/2022	10/27/2022	A/P	A/P Voucher Payment Void: Walters Management, Chk#		867.06	10,481.54
11/8/2022	11/8/2022	A/P	A/P Voucher Post: Chk# Auto: Walters Management	120.00		10,601.54
11/15/2022	11/15/2022	A/P	A/P Voucher Post: Chk# Auto: Walters Management	582.74		11,184.28
11/18/2022	11/18/2022	A/P	A/P Voucher Post: Chk# 31497: OnSolve LLC	1,441.89		12,626.17
			Net Change: 3,011.69	3,878.75	867.06	12,626.17
			650360 Copies, Printing & Postage			0.00
11/18/2022	11/18/2022	A/P	A/P Voucher Post: Chk# 31505: Julie Bigelow	68.40		68.40
			Net Change: 68.40	68.40	0.00	68.40
			651000 Professional Fees			23,400.00
11/2/2022	11/2/2022	A/P	A/P Voucher Post: Chk# 31491: KJA Consulting	2,600.00		26,000.00
			Net Change: 2,600.00	2,600.00	0.00	26,000.00
			651550 Review/Audit Fee			950.00
			651800 Collection Expense			575.00
10/27/2022	10/27/2022	A/P	A/P Voucher Post: Chk# Auto: Walters Management	25.00		600.00
11/25/2022	11/25/2022	A/P	A/P Voucher Post: Chk# Auto: Walters Management	275.00		875.00
			Net Change: 300.00	300.00	0.00	875.00
			651850 Reserve Study			1,650.00
			654000 Insurance			8,238.69
11/22/2022	11/22/2022	A/P	A/P Voucher Post: Chk# Auto: Farmers Insurance Exc	637.91		8,876.60
			Net Change: 637.91	637.91	0.00	8,876.60
			657000 Social Fund			9,377.99
			658500 Income Taxes			1,600.00
			661000 Property Management			28,497.00
11/8/2022	11/8/2022	A/P	A/P Voucher Post: Chk# Auto: Walters Management	2,850.00		31,347.00
			Net Change: 2,850.00	2,850.00	0.00	31,347.00
			661030 Arch Maintenance Fee			5,000.00
11/8/2022	11/8/2022	A/P	A/P Voucher Post: Chk# Auto: Walters Management	500.00		5,500.00
			Net Change: 500.00	500.00	0.00	5,500.00
			810000 CC1 Income - The Villas			(193,520.00)
11/1/2022	11/1/2022	A/R	Billing		19,352.00	(212,872.00)

Bridges Comm Assoc
General Ledger Summary

Posted 10/26/2022 To 11/25/2022 11:59:00 PM

Posted	Transaction	Source	Note	Debit	Credit	Balance
			Net Change: (19,352.00)	0.00	19,352.00	(212,872.00)
			810080 CC1 Electricity			165.13
			810110 CC1 Lndscp Supplies			100,389.42
			810180 CC1 Water			39,761.83
11/22/2022	11/22/2022	A/P	A/P Voucher Post: Chk# Auto: Olivenhain Municipal W:	5,824.94		45,586.77
			Net Change: 5,824.94	5,824.94	0.00	45,586.77
			810280 CC1 Landscaping			97,493.00
			810340 CC1 Management Fee			4,000.00
11/8/2022	11/8/2022	A/P	A/P Voucher Post: Chk# Auto: Walters Management	400.00		4,400.00
			Net Change: 400.00	400.00	0.00	4,400.00
			810370 CC1 Repairs & Maintenance			10,701.78
			810420 CC1 Tree Trimming			54,875.44
			820000 CC2 Income - The Groves			(37,510.00)
11/1/2022	11/1/2022	A/R	Billing		3,751.00	(41,261.00)
			Net Change: (3,751.00)	0.00	3,751.00	(41,261.00)
			820050 CC2 Water			19,585.24
			820070 CC2 Electricity			85.18
			820210 CC2 Landscaping			23,109.85
11/18/2022	11/18/2022	A/P	A/P Voucher Post: Chk# 31502: The Bridges Club	1,400.00		24,509.85
			Net Change: 1,400.00	1,400.00	0.00	24,509.85
			820260 CC2 Management Fee			3,000.00
11/8/2022	11/8/2022	A/P	A/P Voucher Post: Chk# Auto: Walters Management	300.00		3,300.00
			Net Change: 300.00	300.00	0.00	3,300.00
			830000 CC3 Income - The Tennis Center			(6,240.00)
11/1/2022	11/1/2022	A/R	Billing		624.00	(6,864.00)
			Net Change: (624.00)	0.00	624.00	(6,864.00)
			830210 CC3 Management Fee			1,000.00
11/8/2022	11/8/2022	A/P	A/P Voucher Post: Chk# Auto: Walters Management	100.00		1,100.00
			Net Change: 100.00	100.00	0.00	1,100.00
			901110 General Replacement			66,935.00
11/18/2022	11/18/2022	A/P	A/P Voucher Post: Chk# 31504: The Bridges	6,694.00		73,629.00
			Net Change: 6,694.00	6,694.00	0.00	73,629.00
			910060 CC1R Gen Replacement			19,670.00
11/18/2022	11/18/2022	A/P	A/P Voucher Post: Chk# 31504: The Bridges	1,967.00		21,637.00
			Net Change: 1,967.00	1,967.00	0.00	21,637.00
			920060 CC2R Gen Replacement			1,815.00
11/18/2022	11/18/2022	A/P	A/P Voucher Post: Chk# 31504: The Bridges	181.00		1,996.00

Bridges Comm Assoc
General Ledger Summary

Posted 10/26/2022 To 11/25/2022 11:59:00 PM

Posted	Transaction	Source	Note	Debit	Credit	Balance
			Net Change: 181.00	181.00	0.00	1,996.00
						2,400.00
930020	CC3R Gen Replacement					
11/18/2022	11/18/2022	A/P	A/P Voucher Post: Chk# 31504: The Bridges	240.00		2,640.00
			Net Change: 240.00	240.00	0.00	2,640.00